

Bicycle Tours in USA: Cycling the San Juan Islands

OVERVIEW

Visit Washington State's San Juan Islands, riding some of the quietest and scenic terrain available in this spectacular state. Slow down and take it all in - a temperate climate, tranquil waters, mountain vistas, and the chance to get glimpses of whales – elements that are sure to make your island-hopping-by-bike experience truly unique. Our San Juan Islands Bike Tour is one of a kind.



This trip is designed as a loop so you can drive to and from the tour in case you prefer not to fly. Save \$200 if you decide to bring your own bike.


Dates: Pick a date below or select your own date, starting on a Sunday. We are able to operate this tour with 4 or more people. Price changes may apply for 4 people. Given the unique circumstances surrounding travel we understand if you are more comfortable traveling in a private group.

HIGHLIGHTS

Anacortes; Friday Harbor; Whale Watching Cruise; Lavender Fields; Orcas Island; Cycling Mount Constitution; Doe Bay

TOUR FACTS

Tour Style	 Classic: Learn more about our Classic tours at https://www.experienceplus.com/tours/bike-tour-styles/classic-tours
Includes	6 days, 5 nights lodging, double occupancy; meals as noted in itinerary; non-optional activities as outlined in itinerary; ride-friendly snacks and beverages throughout each day; hybrid or alloy road bike rental – carbon road bike or E-bike available for an upgrade fee (\$100 for carbon; \$200-300 for e-bike); professional trip leader(s); van support & portering service; reusable water bottle & luggage tags.
Countries	USA
Begin/End	Anacortes, WA
Arrive/Depart	Seattle's Sea-Tac Airport (SEA)
Total Distance	153 miles (248 km)
Avg. Daily Distance	26 miles (41 km) per riding day
Tour Level	 Level to Very Hilly, options for longer or shorter rides

Please Note: We may have small itinerary changes to this trip after you download this PDF document. If you have booked this trip and there are major changes, including changes to towns or activities, we'll email you directly. However, you should always be sure to refer to the  [online itinerary](#) for the most up-to-date trip information including arrival and departure tips before you depart for your trip:

<https://www.experienceplus.com/guided-bike-tours/usa/san-juans-BSA>

Bicycle Tours in USA: Cycling the San Juan Islands

DATES & PRICES

Dates **Price** **Single Supplement***

*We are happy to match solo travelers who would like to share a room with someone of the same gender. If no match exists, due to hotel pricing, we will charge 50% of the single supplement rate. This fee will be collected at the time of the final payment. If a roommate assignment is available this fee will be refunded at the conclusion of the tour.

DAILY RIDE SUMMARY

Day	Distance/Gain	Terrain	Day Level	Notes
1	34km / 518m (21mi / 1700ft)	Rolling hills	▶▶▶▶▶	
2	66km / 884m (41mi / 2900ft)	Rolling hills	▶▶▶▶▶	
3	29km / 366m (18mi / 1200ft)	Rolling hills	▶▶▶▶▶	
4	48km / 793m (30mi / 2600ft)	Hilly	▶▶▶▶▶	
5				Hike option
6	35km / 701m (22mi / 2300ft)	Hilly	▶▶▶▶▶	

Bicycle Tours in USA: Cycling the San Juan Islands

Meet in Anacortes, Bike Fidalgo Island Loop

Highlights Anacortes, Fidalgo Island

After meeting in Anacortes, WA (~1 pm, about 90-min drive north from Seattle) for a brief orientation we'll pedal around Fidalgo Island taking in stunning water views of the surrounding Puget Sound. After getting settled in for our lodging for the evening we'll enjoy the first of our meals together.

DAY 1

Distance 34 km (21 mi)
Gain 518 m (1700 ft)
Terrain Rolling hills
Level >>>>>
Meals Dinner
Lodging  Majestic Inn

Anacortes to Friday Harbor

Highlights Bike San Juan Island Loop

After breakfast we'll board the first of the ferries we'll take this week traveling among the San Juan Islands to the town of Friday Harbor. Upon arrival we'll loop around the entire island – which in the middle of the 19th century was subject to a border dispute and was once divided between the UK and the USA, as both claimed it as their territory. Fortunately, despite the presence of troops from each country, the only fatality was a pig, hence the incident was dubbed the “Pig War”. You'll have options to stop along the way to learn more about this quirky chapter in American history as we pass by the American and English camps that comprise San Juan Island National Historical Park. September: Possible Upgrade Option - Tucker House Inn

DAY 2

Distance 66 km (41 mi)
Gain 884 m (2900 ft)
Terrain Rolling hills
Level >>>>>
Meals Breakfast, Lunch, Dinner


Friday Harbor - Whale Watch

Highlights Whale watching cruise, Lavender Farm Loop

Today we'll return to our bikes for a morning ride looping inland on the island past a lavender farm before returning to Friday Harbor. After lunch on your own in Friday Harbor, we'll board a whale watching boat and, with luck, have the opportunity to see Orca whales in the wild. Our boat ride is 3-4 hours and if whales aren't featured we may see other wildlife including bald eagles. Tonight we enjoy another great dinner in Friday Harbor with ample fresh, local seafood options if you are so inclined. September: Possible Upgrade Option - Tucker House Inn

DAY 3

Distance 29 km (18 mi)
Gain 366 m (1200 ft)
Terrain Rolling hills
Level >>>>>
Meals Breakfast, Dinner



Bicycle Tours in USA: Cycling the San Juan Islands

Friday Harbor to Orcas Island

Highlights Orcas Island, pottery studio

This morning we take another ferry to Orcas Island. You'll pedal off the boat from there stopping at Deer Harbor then a pottery studio featuring the work of several local artists and a stunning natural setting overlooking the Canadian Gulf Islands just across the border a few miles away. After a guide-prepared picnic lunch you'll pedal onward to our home for the next two nights in Eastsound. You are free to explore and choose your own dinner restaurant tonight. September Hotel: Outlook Inn

DAY 4

Distance 48 km (30 mi)

Gain 793 m (2600 ft)

Terrain Hilly

Level 

Meals Breakfast, Lunch

Hike Orcas Island

Highlights Explore Orcas Island

You'll have the option to hike today, including the possibility to hike Mt Constitution. At 2,398 feet, it's the tallest point in the San Juan Islands and features a stunning panoramic view of the surrounding islands in the US and Canada as well as Washington's snow-covered Mt Baker rising over 10,000 ft. After returning to Eastsound, you'll have time to shower before check out. We'll return by ferry to Anacortes (arriving ~ 2pm – dependent on ferry schedule and ferries sometimes run late) where we will say goodbye and you can continue your adventure as you please!

DAY 5

Meals Breakfast, Dinner

Bike to Doe Bay

Highlights Moran State Park and Doe Bay

If you'd like to get another ride in the morning we have a great route though Moran State Park to Doe Bay. After returning to Eastsound, enjoy exploring town before we gather again for our farewell group dinner. Hotel: Outlook Inn

DAY 6

Distance 35 km (22 mi)

Gain 701 m (2300 ft)

Terrain Hilly

Level 

Meals Breakfast

INCLUDED

WHAT'S INCLUDED

When you book a tour with ExperiencePlus! our goal is to ensure your only focus each day is to hop on your bike and explore scenic cycling routes in new destinations. Inclusions may differ depending on which tour style you pick but all ExperiencePlus! tours include the three most important aspects of a guided bike tour.

- Superb tour leaders who are fun and multilingual, bi-cultural experts, and cycling enthusiasts. They will support you and help you navigate confidently on and off the road.
- High quality bikes selected for the terrain you are cycling on and correct bike fitting to ensure comfortable cycling. More details on our bikes page: <https://www.experienceplus.com/what-to-expect/our-bikes/>
- Thoughtfully designed itineraries and routes that take advantage of stunning cycling destinations and the freedom of bicycle travel.

PRE-TRIP SUPPORT

- Bicycle training programs designed specifically for your tour and fitness level.
- Planning tips on what to pack, hotel recommendations and other helpful details from our Travel Planning Pages: <https://www.experienceplus.com/blog/travel-planning/>
- A gift of your choice (cycling jerseys, socks, or a t-shirt) as our way of saying thanks for choosing ExperiencePlus!
- *Traveler services including assistance booking extra nights at the tour starting and ending hotels. (*Not included on Explorer Tours.)
- See "What's Included" for tour-specific inclusions and be sure to check the "Keep in mind" section under "Tour Summary" online.

BICYCLES

For a full list of what's included with your bike see our bikes page (<https://www.experienceplus.com/what-to-expect/our-bikes/>) . If you would like to bring your own pedals and shoes we recommend doing so. On Explorer tours we include a GPS device on all bikes. We ask that you bring your own helmet to ensure the best fit. Please ask if you would like us to provide you with a gently used helmet and we will do so.

NAVIGATING, DAYSHEETS AND VAN SUPPORT:

Each day you'll receive a daily briefing with a highlighted route map. About 14 days prior to your tour, we will provide you with access to RideWithGPS Experiences, our platform

to distribute information on each tour day's activities, meals and ride, as well as GPS-routes.

Daily information also includes Tour Leader phone numbers, hotel information and interesting historical and cultural information. On Classic, Bike and Boat, Spotlight and Expedition tours we also navigate using our signature chalk dust arrows. Our arrows make navigating very easy—you may never need to look at the map. On Explorer tours the terrain and destinations are not always conducive to using chalk arrows so we'll ride as a group or you can navigate on your own with the GPS tracks. On tour you will have a support van providing water and snack resupply, mechanical assistance, a lift for tired cyclists, and luggage transfers. On some itineraries the van will not be able to follow sections of the route that stray from the road for example onto cycling paths.

On tour you will have a support van providing water and snack resupply, mechanical assistance, a lift for tired cyclists, and luggage transfers. On some itineraries the van will not be able to follow sections of the route that stray from the road for example onto cycling paths.

Need More Miles? On many days it is possible to add miles to the day, just talk to your tour leader about your options.

Need Fewer Miles? If you aren't sure about your abilities or how much you want to ride remember the support van is available to offer snacks, encouragement, a lift over the next hill, or to the next hotel. You are on vacation and we're here to help make it perfect for you.

TIPPING YOUR TOUR LEADER TEAM:

If you feel your tour leader team has demonstrated great expertise and service, common practice within the travel industry is to tip. Tipping is voluntary and greatly appreciated, and gratuity amounts vary widely. Should you decide to leave a tip, as a guideline, we suggest 5% of the tour cost per traveler – this is for the entire tour leader team, not each tour leader. You can give the tip to any member of the tour leader team, as they share it evenly. In order to avoid social tensions, we encourage you to tip as individuals and not as a group. If you feel your tour leaders did not quite meet your expectations, please let us know. *Tips are included in Expedition pricing.

PHOTOS:

By reserving space on tour, you agree that ExperiencePlus! may use, re-use and reproduce any images, photos or videos sent to us, or taken by our guides or travelers free of charge and without your right to inspection. If you do not want us to use any images of you on tour, you must inform your tour leader in writing at the start of the tour.

STYLES **OUR TOUR STYLES**

We realize that one size does not fit all and there are as many ways to travel by bike as there are different types of cyclists and travelers. No matter what you are looking for in a cycling vacation, we have a tour with just the right pace for you.

Classic Tours: Dream of traveling through a region by bike? then our Classic style bike tours are for you! Our unique chalk arrows lead the way as you explore small villages and world-class cities while traveling at your own pace.

- Tour Length: 7-15 days
- Hotels: 3-4 stars, most itineraries include at least one two-night stay at the same hotel.
- Road Type: Pavement, bike paths.
- Multi-night Stays: Occasionally
- Navigation: Chalk Arrows
- Price: \$\$\$
- Tour Levels: 1-4.5

Explorer Tours: Travel further off the beaten path - we let the destination dictate where we ride, not the road surface.

- Tour Length: 7-8 days
- Hotels: 2-3 stars, occasional multi-night stays at the same hotel.
- Road Type: 30-50% gravel or hard-packed dirt, the rest pavement.
- Multi-night Stays: Occasionally
- Navigation: Group riding and GPS
- Price: \$\$
- Tour Levels: 1-4

Spotlight Tours: Multi-nights stays, loop rides, choose from a selection of activities or enjoy hotel amenities during your free time.

- Tour Length: 6-7 days
- Hotels: 3-5 stars, typically 3-nights spent in one hotel and 2-nights in the other.
- Road Type: Pavement
- Multi-night Stays: Min 2 night stays
- Navigation: Chalk Arrows
- Price: \$\$\$
- Tour Levels: 1-4

Bike and Boat Tours: Spend days cycling and your evenings relaxing on a private boat as you cruise to your next port.

- Tour Length: 7-8 days, some itineraries have land-based extensions available.
- Barge/Boat: 3-4 star, same cabin for the entire boat trip.
- Road Type: Pavement
- Navigation: Chalk Arrows
- Price: \$\$\$
- Tour Levels: 1-4

Expedition Tours: Multi-week tours where you spend long days on the bike with the added satisfaction of pedaling across multiple countries.

- Tour Length: 15-40 days
- Hotels: 2-4 stars, typically there is a 2-night hotel stay every 5-7 days.
- Road Type: Pavement with occasional hard-packed dirt or gravel.
- Multi-night Stays: On rest days
- Navigation: Chalk Arrows
- Price: \$\$\$
- Tour Levels: 4-5

**LEVELS**

We know that travelers have different cycling abilities and preferences for the number of miles, elevation gain, and type of terrain they want on a bicycle tour. We have rated each day of our tours on a scale of 1-5. Our Tour Level's are an average of the day rating on tour. We recommend looking at the daily summary on the PDF and Website Itinerary to see details about each day's ride.

LEVEL 1 - 1.5

Level 1 - 1.5 days will be mostly flat and the distance will rarely exceed 50 km. Level 1 - 1.5 tours are suitable for beginner cyclists, those traveling by bicycle for the first time, or multi-generational groups with a desire for a nice and easy bike tour with plenty of opportunities to stop and enjoy the scenery.

- **Average daily mileage:** 20 - 50 km. (12-30 miles) Be sure to check the day by day itinerary description for the tour you are considering for specific mileages.
- **Gain:** 0-400 M (0-1200 ft)
- **Terrain:** Mostly flat with occasional gentle climbs at a grade of less than 3%, that are sustained for a maximum of 3km. There might be a steeper but short climb.

LEVEL 2 - 2.5

Level 2 - 2.5 days are ideal for riders newer to bicycle touring looking for a bit of a challenge.

- **Average daily mileage:** 30-60 km (18 - 38 miles). Be sure to check the day by day itinerary description for the tour you are considering for specific mileages.
- **Gain:** 400 - 600 m (1200 - 2000 ft)
- **Terrain:** Mostly rolling terrain around 3%. Presents multiple 3% to 4% climbs. May present an occasional steeper climb.

LEVEL 3 - 3.5

Level 3 - 3.5 days are great for active individuals (who run, bike, swim etc. on a regular basis).

- **Average daily mileage:** 50-70km (30-45 miles). Be sure to check the day by day itinerary description for the tour you are considering for specific mileages.
- **Gain:** 600 - 900m (2000 - 2800 ft)
- **Terrain:** Multiple Climbs with grades of 4 - 6%.

LEVEL 4 - 4.5

Level 4 - 4.5 days are the best riding days for avid cyclists or very active individuals who are excited to challenge themselves on a bike.

- **Average daily mileage:** 70-90km (45-55 miles) Be sure to check the day by day itinerary description for the tour you are considering for specific mileages.
- **Gain:** 900-1000m (2800-3600 ft)
- **Terrain:** Presents multiple steep climbs (6% to 8% grades), 1 to 3km long. Alternatively, 4 – 6% grades for 6 kilometers or more.

LEVEL 5 (EXPEDITION)

Our Expedition tours designed for strong riders looking for the challenge of riding across countries or continents. Long daily mileages mean limited van support so we recommend these tours for riders who feel confident that they can ride every mile.

- **Average daily mileage:** 120 km (75 miles). Be sure to check the day by day itinerary description for the tour you are considering for specific mileages.
- **Gain:** 500-2000 m (1600- 6500 ft)
- **Terrain:** Expect and be prepared for any and everything.

REMEMBER

A tour level is the average of the days so we recommend you look at the day level on each day of the itinerary to help you better understand what to expect from your tour.

CHECKLIST

TO DO ONCE YOU'VE BOOKED!

- Read through your Reservation Confirmation (link sent to you by e-mail), it has important information to help you plan your trip!
- Check the date on your passport. The expiration date should extend three months past your date of return to your home country.
- Complete the Customer Information Form: <https://www.experienceplus.com/blog/travel-planning/customer-information-form/>
- We recommend you take out travel insurance. Find details at <https://www.experienceplus.com/blog/travel-planning/travel-insurance/>
- Choose a bicycle training program: <https://www.experienceplus.com/blog/travel-planning/bicycle-tour-training/>
- Peruse our country-specific Travel Planning Pages: <https://www.experienceplus.com/blog/travel-planning/>

6 TO 3 MONTHS PRIOR TO TOUR START DATE

- Review the arrival and departure information under the "Travel Information" tab to see meeting place and time, if a reservation on a complimentary ExperiencePlus! Shuttle (if applicable) is required, and other important information to help you plan your arrival and departure.
- Reserve your flights after you know you have a confirmed tour departure. Please check with our office if you do not know if your trip is confirmed.
- Book your pre and post-tour hotel nights.
- Begin your chosen training program
- Final payment is due 90 days (120 days for Bike & Barge/Boat tours) prior to the tour start. Please refer to your Deposit Payment Invoice and the Final Payment Reminder e-mail you have received for detailed instructions.

6 TO 2 WEEKS PRIOR TO TOUR START DATE

- Start reading one of the books or watching one of the movies from our Reading and Movie Lists: <https://www.experienceplus.com/blog/travel-planning/>.
- Plan what you are going to pack and start packing! Refer to the Packing Lists on our website at <https://www.experienceplus.com/blog/travel-planning/packing/>
- We'll email you your access code to Digital Daysheets, Hotel Itinerary, Participant Roster, names and contact information of your Tour Leaders, emergency phone numbers, and other important departure information about 2 weeks prior to your tour start date. All this will be provided to you via a feature called Experiences via the RideWithGPS App (tracks available but not necessary for navigation on Classic, Expedition, Spotlight and Bike & Boat tours).

DAY OF YOUR FLIGHT

Get as much sleep on the plane as you can. Pack one day of cycling gear in your carry-on just in case. See you soon!