

**Bicycle Tours in Portugal: Cycling the Portuguese Camino: Coimbra to Santiago de Compostela**

**OVERVIEW**

Pedal along the rivers, coasts and valleys of Northern Portugal and learn about the cast of characters that founded the country we now know as Portugal in the 12th century. Explore the UNESCO World Heritage sites of Coimbra, Porto, Ponte de Lima and Santiago de Compostela, Spain. Cruise along the Douro, Minho and Lima rivers - on your bike. Take the time to taste and savor the gastronomic specialties of the area and enjoy the changes that come with crossing a border as we cycle into Galicia, Spain. With 3 wine regions along our route and a blend of fresh seafood, hearty stews and modern day gourmet there is something for all tastes.

Our route crisscrosses the Portuguese Camino as we follow in the footsteps of royalty such as Queen Isabel of Portugal who did this pilgrimage in the 13th century. We'll touch on two versions of the Camino -- one along the coast, and the traditional interior route to reach the enthralling towns of Barcelos, Ponte de Lima and Baiona and then Pontevedra, Padron and Santiago de Compostela in Galicia, Spain. A generous dose of Southern European hospitality and lifestyle makes this a unique and wonderful bicycle tour.


If this sounds good but you don't have time for the 12-day tour, join us for the last 8-days on [Cycling the Portuguese Camino: Porto to Santiago de Compostela](#)

**HIGHLIGHTS**


UNESCO Towns: Coimbra, Porto, Ponte da Lima and Santiago, Minho and Douro River Valleys, Vinho Verde, Douro and Porto Wines, Baiona's Historic Port, Pimientos del Padrón - in Padrón Spain, Galician Countryside Cycling, Cycling Portugal's Northern Coast

**TOUR FACTS**

<b>Tour Style</b>	 Classic: Learn more about our Classic tours at <a href="https://www.experienceplus.com/tours/bike-tour-styles/classic-tours">https://www.experienceplus.com/tours/bike-tour-styles/classic-tours</a>
<b>Includes</b>	12 days, 11 nights accommodation, meals as noted in itinerary, visit to Salt Factory, Porto wine tasting, guided city tours as described in itinerary, and the usual (see below).
<b>Countries</b>	Portugal, Spain
<b>Begin/End</b>	Coimbra /Santiago de Compostela, Spain
<b>Arrive/Depart</b>	Lisbon / Santiago de Compostela, Spain
<b>Total Distance</b>	476 km (298 miles)
<b>Avg. Daily Distance</b>	52 km (33 miles) per riding day
<b>Tour Level</b>	

**Please Note:** We may have small itinerary changes to this trip after you download this PDF document. If you have booked this trip and there are major changes, including changes to towns or activities, we'll email you directly. However, you should always be sure to refer to the  [online itinerary](#) for the most up-to-date trip information including arrival and departure tips before you depart for your trip:

<https://www.experienceplus.com/guided-bike-tours/portugal/portuguese-camino-coimbra>



## Bicycle Tours in Portugal: Cycling the Portuguese Camino: Coimbra to Santiago de Compostela

### DATES & PRICES

Dates	Price	Single Supplement*
Aug 23-Sep 3, 2022	USD\$5395	USD\$650
Aug 30-Sep 10, 2022	USD\$5395	USD\$650
Jun 6-17, 2023	USD\$5595	USD\$650
Jun 27-Jul 8, 2023	USD\$5595	USD\$650
Jul 18-29, 2023	USD\$5595	USD\$650
Aug 22-Sep 2, 2023	USD\$5595	USD\$650

\*We are happy to match solo travelers who would like to share a room with someone of the same gender. If no match exists, due to hotel pricing, we will charge 50% of the single supplement rate. This fee will be collected at the time of the final payment. If a roommate assignment is available this fee will be refunded at the conclusion of the tour.

### DAILY RIDE SUMMARY

Day	Distance/Gain	Terrain	Day Level	Notes
1	Test ride			
2	66km / 630m (41mi / 2066ft)	Rolling hills	▶▶▶▶▶	
3	38km / 158m (24mi / 518ft)	Gentle	▶▶▶▶▶	
4	43km / 254m (27mi / 833ft)	Gentle	▶▶▶▶▶	
5	Rest day			
6	62km / 555m (39mi / 1820ft)	Gentle	▶▶▶▶▶	
7	37km / 472m (23mi / 1548ft)	Rolling hills	▶▶▶▶▶	
8	79km / 809m (49mi / 2654ft)	Hilly	▶▶▶▶▶	
9	52km / 763m (33mi / 2503ft)	Hilly	▶▶▶▶▶	
10	69km / 1108m (43mi / 3634ft)	Very hilly	▶▶▶▶▶	
11	31km / 545m (19mi / 1788ft)	Rolling hills	▶▶▶▶▶	
12	Last day			



## Bicycle Tours in Portugal: Cycling the Portuguese Camino: Coimbra to Santiago de Compostela

### ARRIVAL INFO

Meeting time 2 p.m. - on Day 1, meet your fellow cyclists and Tour Leaders at the Day 1 Hotel specified on the itinerary.

**Note:**

As you are planning, remember that the hotels listed in our itineraries are our primary hotels and are - in rare cases - subject to change. Before you make travel arrangements, [check with us](#) if your tour departure is guaranteed. If your tour departure is out further than 6 months, please also check with us as there might be slight changes to the itinerary.

The below information will help you plan your arrival. For more tips or other routes, you might like [Rome2Rio](#). The fare and timing information listed below is approximate.

We recommend flying into the Lisbon Airport (LIS):

1. Taxi to the Lisboa Oriente Train Station (30 min/EUR 20)
2. Train from Lisboa Oriente Train station to \*Coimbra B station (2 hours/fares vary)
3. Taxi from \*Coimbra A to Day 1 Hotel (15 min/EUR 10)

**\*Note:** Long distance trains only serve Coimbra B station (away from city center) but all tickets include a 5-min train ride to Coimbra A (center of Coimbra/Baixa de Coimbra). Purchase your train ticket at the train station, no pre-booking necessary.

Look up Portuguese train schedules at [CP.pt](#). Most Portuguese train tickets do not need to be booked in advance. Questions? See our information on taking trains in Europe [here](#) or [ask us](#).

### DEPARTURE INFO

**The tour ends on the final day after a tour of Santiago this morning. You may also want to stick around for the Pilgrim's Mass at noon. If you would like to participate in these activities, schedule flights after 3:30 p.m.**

The below information will help you plan your departure. For more tips or other routes, you might like [Rome2Rio](#).

**We recommend flying out of the Santiago de Compostela Airport (SCQ).**

- A train or bus to Madrid or Barcelona is at least a 9-hour trip.
- Iberia airlines provides one-way flights to numerous destinations from Santiago.

**Flying out of SQL**

- Taxi from the Ending Hotel to the airport (20 min/EUR 21)

Look up Spanish train schedules at [Renfe.com](#) or [Trainline.eu](#). Questions? See our information on taking trains in Europe [here](#) or [ask us](#).

**Bicycle Tours in Portugal: Cycling the Portuguese Camino: Coimbra to Santiago de Compostela****Meet in Coimbra**

**Highlights** Stay in a renovated 18th century palace, UNESCO World Heritage Town

Meet the group in Coimbra, Portugal - an easy train ride from Lisbon, and explore the streets that Afonso I, king of Portugal once walked. It is rumored that he was born in Coimbra and it is certain he was buried here in 1185. Arrive early to explore the historic center of this UNESCO World Heritage Site. Our hotel in Coimbra is located slightly out of town but its a perfect setting to begin a tour steeped in history and mythology. This historic country estate features beautiful grounds and was the site of a tragic 14th century love story between lady-in-waiting Inês de Castro and Prince Pedro. This is where we meet for our bike fitting and first dinner.

**DAY 1: Tue, Aug 22nd**

**Meals** Dinner

**Lodging** 🏠 Quinta das Lagrimas

**Bicycle Coimbra to Aveiro**

**Highlights** Ride along the Mondego River, Explore the Aveiro canals

Exiting Coimbra you'll follow the bike path along the Mondego River this morning. Our route takes you through the small towns of the interior as you head north to Aveiro on the shore of Aveiro Lagoon, which empties into the Atlantic Ocean. Enjoy a stroll along the riverfront or explore the city's famous network of waterways with a canal cruise. Don't miss out on trying the famed Fios de Ovos de Ovar pastries.

**DAY 2: Wed, Aug 23rd**

**Distance** 66 km (41 mi)

**Gain** 630 m (2066 ft)

**Terrain** Rolling hills

**Level** >>>>>

**Meals** Breakfast, Dinner

**Lodging** 🏠 Hotel Moliceiro

**Pedal the salt flats and the coast.**

**Highlights** The history of salt, beachfront hotel

Visit a local salt factory to learn about salt's integral history in the economy of this region as well as to learn about products that are made today. You'll have a close-up view of the source as we pedal the salt flats before taking a short ferry ride along the Ria de Aveiro, an estuary teeming with wildlife. (Keep your eye's peeled for flamingos.) It's easy to see how water conquered land and shaped the towns in this area. The numerous oxygenated lagoons provide the seaweed that is sold to pharmaceutical companies, and is another important income source for the local economy. This evening, we'll walk to a local hang-out for an aperitif together. There will be plenty of time for a dip in the ocean which is only a short distance from our hotel.

**DAY 3: Thu, Aug 24th**

**Distance** 38 km (24 mi)

**Gain** 158 m (518 ft)

**Terrain** Gentle

**Level** >>>>>

**Meals** Breakfast

**Lodging** 🏠 Furadouro Hotel

### Bicycle Tours in Portugal: Cycling the Portuguese Camino: Coimbra to Santiago de Compostela

#### Bicycle to Porto through small towns

**Highlights** Explore the interior, Porto

Today's ride is a part of the Camino de Santiago so look for fellow pilgrims along the way. Our ride take us from a fisherman's village along the Atlantic coast, to green pine woods, and a quiet bike path that will lead you directly to the heart of downtown Porto, or Ribeira do Porto as it is known locally. Before crossing the iconic metal bridge into Porto you'll pedal through its sister city on the south bank, Vila Nova de Gaia, featuring docks lined with famous Porto wineries. Locals will tell you it is the best place to admire Porto from a far! As you make your way across the famous Douro River the colorful city of Porto will come alive before your eyes. Welcome to the home of proud happy people with a quick smile.

#### Porto

**Highlights** Explore Porto, Pilgrim's passport, wine tasting

Today you decide - explore the Douro by boat, take a scenic tram ride, or explore the intricate historic city streets of Porto. If you stay in town, don't miss a visit to the spectacular Lello Library. For lunch, seek out a unique Francesinha sandwich with chips and sauce or - if you're feeling especially brave - a bowl of Tripas á moda do Porto. This evening we'll meet for a group tour and taste of the famous Porto wine in Gaia. You can pick up your pilgrim's passport today so you can track your progress along the Portuguese Camino de Santiago which ends at Santiago de Compostela.

#### Bicycle Porto to Barcelos, Portugal

**Highlights** Ride in Portugal's Wine Country

Have you spotted the colorful rooster that is Portugal's unofficial mascot? If not, keep your eye out; the rooster is said to embody the Portuguese love of life and it originates in Barcelos. But, before we get there, we must say goodbye to bustling Porto. We ride out on a bike path that eases us into the peaceful wine country. Expect fun hills and green lush vistas along the way along with plenty of other cyclists with whom to share an "OLÁ."

#### DAY 4: Fri, Aug 25th


**Distance** 43 km (27 mi)

**Gain** 254 m (833 ft)

**Terrain** Gentle

**Level** 

**Meals** Breakfast

**Lodging**  Descobertas Boutique Hotel

#### DAY 5: Sat, Aug 26th

**Distance** 15 km (9 mi)

**Gain** 135 m (443 ft)

**Terrain** Gentle

**Level** 

**Meals** Breakfast, Dinner

**Lodging**  Descobertas Boutique Hotel

#### DAY 6: Sun, Aug 27th

**Distance** 62 km (39 mi)

**Gain** 555 m (1820 ft)

**Terrain** Gentle

**Level** 

**Meals** Breakfast

**Lodging**  Hotel Bagoeira

**Bicycle Tours in Portugal: Cycling the Portuguese Camino: Coimbra to Santiago de Compostela****Bicycle to Ponte de Lima**

**Highlights** Explore historic Ponte de Lima

Today's ride is short so you can take full advantage of beautiful country roads that lead to the oldest village in Portugal, Ponte de Lima. Often considered the postcard village of Portugal, Ponte de Lima is situated on the banks of Rio Lima and is the heart of the green wine region. It is also home to a very old tradition dating back to Roman or even Phoenician times: Vaca Das Cordas, or "playing with wild cows". Vaca Das Cordas is a type of bull-running through town, followed the next day - generally in July, by the Festa do Corpo de Deus (Corpus Christi), when flowers carpet the streets. Stroll through the picturesque historic center and along an old bridge where you'll likely spot pilgrims walking along the Portuguese Camino de Santiago.

**DAY 7: Mon, Aug 28th**

**Distance** 37 km (23 mi)

**Gain** 472 m (1548 ft)

**Terrain** Rolling hills

**Level** 

**Meals** Breakfast, Lunch, Dinner

**Lodging**  [Hotel Inlima](#)

**Bicycle to Baiona, Spain**

**Highlights** Pedal to Spain, the beaches of Baiona, Columbus's first port

On March 1, 1493 the first of Columbus's ships touched shore in Baiona. The news of his "discovery" of America soon spread to the rest of Europe. Today's ride follows the coast and Minho river as we pedal north towards this historic port and cross into one of the most beautiful regions of Spain, Galicia. Toast your arrival into Spain with a glass of Albarino or by relaxing on the beach in Baiona.

**DAY 8: Tue, Aug 29th**

**Distance** 79 km (49 mi)

**Gain** 809 m (2654 ft)

**Terrain** Hilly

**Level** 

**Meals** Breakfast, Dinner

**Lodging**  [Hotel Parador de Baiona](#)

**Bicycle the Galician Coast**

**Highlights** Explore Ria de Vigo, Jules Verne's 20,000 Leagues Under the Sea

Today's ride starts out flanking one of the geographical features that characterizes the Galician coast - a Ría, or a drowned river valley that is open to the sea. Though a Ría is the opposite of a lagoon, they look the same. The ride skirts the city of Vigo and you'll jump on a ferry to cross the Ría de Vigo. In 1702 a landmark naval battle (Battle of Rande) took place outside Vigo, the largest Galician city. The battle between Anglo-Dutch and French-Spanish fleet was over the arrival of Spanish galleons laden with an immense treasure of gold, silver and jewels. Though the story of what happened next varies a treasure hunt for the gold ensued and included Jules Verne's Captain Nemo in 20,000 Leagues Under the Sea. We'll continue to pedal north to reach Pontevedra, our home for the night. It's worth your time to explore the medieval heart with its old

**DAY 9: Wed, Aug 30th**

**Bicycle Tours in Portugal: Cycling the Portuguese Camino: Coimbra to Santiago de Compostela**

granite houses and spacious squares.

**Distance** 52 km (33 mi)  
**Gain** 763 m (2503 ft)  
**Terrain** Hilly  
**Level**   
**Meals** Breakfast, Dinner  
**Lodging**  Parador de Pontevedra

**Bicycle Tours in Portugal: Cycling the Portuguese Camino: Coimbra to Santiago de Compostela**

**Bicycle to Padrón, Spain**

**Highlights** Scenic views of the Galician Mountains, Padrón Peppers

Leave the water behind today with a short climb to a mountain spine providing glorious views as a reward. It's a perfect day for a picnic. Make sure to seek out some of Padrón's infamous peppers. First brought from South America 400 years ago by monks and then grown in the gardens of a convent in the tiny village of Hébron, Padrón peppers became a quick favorite on local dinner tables - and are now famous throughout Spain. The monks traded the peppers for necessary items and 400 years later, they are still in demand. The peppers are no longer grown by monks but by generations of locals who have adopted both traditional methods and modern technology to offer their product to Spanish and UK markets. Watch out, these peppers are as addictive as popcorn but can catch you by surprise if you find a spicy one!

**Bicycle to Santiago de Compostela**

**Highlights** Santiago, St James Cathedral and the end of the camino.

A short ride through the country side brings us to the larger metropolis of Santiago de Compostela, one of the world's most important religious and spiritual sites thanks to St. James and his shrine. Popular since the Middle Ages as a religious pilgrimage to visit the remains of the martyr St. James, the town and its associated pilgrimage routes continue to attract travelers of all types. Once we arrive, you'll have ample time to discover the famous Cathedral of St. James, the heart of Santiago. Tonight, we'll celebrate our journey's end with a special farewell dinner. The Aug. 30, 2022 departures will end at the Parador de Santiago de Compostela.

**Tour ends in Santiago de Compostela, Spain**

**Highlights** Pilgrim's Mass at Noon

We'll offer a tour in Santiago this morning. You might also want to stick around for the Pilgrim's Mass at noon at the Cathedral. If you would like to participate in these activities, schedule flights after 3:30 p.m. Buen viaje!

**DAY 10: Thu, Aug 31st**


**Distance** 69 km (43 mi)  
**Gain** 1108 m (3634 ft)  
**Terrain** Very Hilly  
**Level** >>>>>  
**Meals** Breakfast, Dinner  
**Lodging**  Pazo Le Lestrove  
 Hotel Scala

**DAY 11: Fri, Sep 1st**

**Distance** 31 km (19 mi)  
**Gain** 545 m (1788 ft)  
**Terrain** Rolling hills  
**Level** >>>>>  
**Meals** Breakfast, Dinner  
**Lodging**  Hotel San Francisco  
 Parador de Santiago de Compostela

**DAY 12: Sat, Sep 2nd**

**Meals** Breakfast





**INCLUDED**

**WHAT'S INCLUDED**

When you book a tour with ExperiencePlus! our goal is to ensure your only focus each day is to hop on your bike and explore scenic cycling routes in new destinations. Inclusions may differ depending on which tour style you pick but all ExperiencePlus! tours include the three most important aspects of a guided bike tour.

- Superb tour leaders who are fun and multilingual, bi-cultural experts, and cycling enthusiasts. They will support you and help you navigate confidently on and off the road.
- High quality bikes selected for the terrain you are cycling on and correct bike fitting to ensure comfortable cycling. More details on our bikes page: <https://www.experienceplus.com/what-to-expect/our-bikes/>
- Thoughtfully designed itineraries and routes that take advantage of stunning cycling destinations and the freedom of bicycle travel.

**PRE-TRIP SUPPORT**

- Bicycle training programs designed specifically for your tour and fitness level.
- Planning tips on what to pack, hotel recommendations and other helpful details from our Travel Planning Pages: <https://www.experienceplus.com/blog/travel-planning/>
- A gift of your choice (cycling jerseys, socks, or a t-shirt) as our way of saying thanks for choosing ExperiencePlus!
- \*Traveler services including assistance booking extra nights at the tour starting and ending hotels. (\*Not included on Explorer Tours.)

**ON TOUR**

- See "What's Included" on your tour Itinerary for tour-specific inclusions.

**BICYCLES**

For a full list of what's included with your bike see our bikes page (<https://www.experienceplus.com/what-to-expect/our-bikes/>) . If you would like to bring your own pedals and shoes we recommend doing so. On Explorer tours we include a GPS device on all bikes. We ask that you bring your own helmet to ensure the best fit. Please ask if you would like us to provide you with a gently used helmet and we will do so.

**NAVIGATING, DAYSHEETS AND VAN SUPPORT:**

Each day you'll receive a daily briefing with a highlighted route map. About 14 days prior to your tour, we will provide you with access to RideWithGPS Experiences, our platform

to distribute information on each tour day's activities, meals and ride, as well as GPS-routes.

Daily information also includes Tour Leader phone numbers, hotel information and interesting historical and cultural information. On Classic, Bike and Boat, Spotlight and Expedition tours we also navigate using our signature chalk dust arrows. Our arrows make navigating very easy—you may never need to look at the map. On Explorer tours the terrain and destinations are not always conducive to using chalk arrows so we'll ride as a group or you can navigate on your own with the GPS tracks. On tour you will have a support van providing water and snack resupply, mechanical assistance, a lift for tired cyclists, and luggage transfers. On some itineraries the van will not be able to follow sections of the route that stray from the road for example onto cycling paths.

On tour you will have a support van providing water and snack resupply, mechanical assistance, a lift for tired cyclists, and luggage transfers. On some itineraries the van will not be able to follow sections of the route that stray from the road for example onto cycling paths.

**Need More Miles?** On many days it is possible to add miles to the day, just talk to your tour leader about your options.

**Need Fewer Miles?** If you aren't sure about your abilities or how much you want to ride remember the support van is available to offer snacks, encouragement, a lift over the next hill, or to the next hotel. You are on vacation and we're here to help make it perfect for you.

**TIPPING YOUR TOUR LEADER TEAM:**

If you feel your tour leader team has demonstrated great expertise and service, common practice within the travel industry is to tip. Tipping is voluntary and greatly appreciated, and gratuity amounts vary widely. Should you decide to leave a tip, as a guideline, we suggest 5% of the tour cost per traveler – this is for the entire tour leader team, not each tour leader. You can give the tip to any member of the tour leader team, as they share it evenly. In order to avoid social tensions, we encourage you to tip as individuals and not as a group. If you feel your tour leaders did not quite meet your expectations, please let us know. \*Tips are included in Expedition pricing.

**PHOTOS:**

By reserving space on tour, you agree that ExperiencePlus! may use, re-use and reproduce any images, photos or videos sent to us, or taken by our guides or travelers free of charge and without your right to inspection. If you do not want us to use any images of you on tour, you must inform your tour leader in writing at the start of the tour.

**STYLES****OUR TOUR STYLES**

We realize that one size does not fit all and there are as many ways to travel by bike as there are different types of cyclists and travelers. No matter what you are looking for in a cycling vacation, we have a tour with just the right pace for you.

**Classic Tours:** Dream of traveling through a region by bike? then our Classic style bike tours are for you! Our unique chalk arrows lead the way as you explore small villages and world-class cities while traveling at your own pace.

- Tour Length: 7-15 days
- Hotels: 3-4 stars, most itineraries include at least one two-night stay at the same hotel.
- Road Type: Pavement, bike paths.
- Multi-night Stays: Occasionally
- Navigation: Chalk Arrows
- Price: \$\$\$
- Tour Levels: 1-4.5

**Explorer Tours:** Travel further off the beaten path - we let the destination dictate where we ride, not the road surface.

- Tour Length: 7-8 days
- Hotels: 2-3 stars, occasional multi-night stays at the same hotel.
- Road Type: 30-50% gravel or hard-packed dirt, the rest pavement.
- Multi-night Stays: Occasionally
- Navigation: Group riding and GPS
- Price: \$\$
- Tour Levels: 1-4

**Spotlight Tours:** Multi-nights stays, loop rides, choose from a selection of activities or enjoy hotel amenities during your free time.

- Tour Length: 6-7 days
- Hotels: 3-5 stars, typically 3-nights spent in one hotel and 2-nights in the other.
- Road Type: Pavement
- Multi-night Stays: Min 2 night stays
- Navigation: Chalk Arrows
- Price: \$\$\$
- Tour Levels: 1-4

**Bike and Boat Tours:** Spend days cycling and your evenings relaxing on a private boat as you cruise to your next port.

- Tour Length: 7-8 days, some itineraries have land-based extensions available.
- Barge/Boat: 3-4 star, same cabin for the entire boat trip.
- Road Type: Pavement
- Navigation: Chalk Arrows
- Price: \$\$\$
- Tour Levels: 1-4

**Expedition Tours:** Multi-week tours where you spend long days on the bike with the added satisfaction of pedaling across multiple countries.

- Tour Length: 15-40 days
- Hotels: 2-4 stars, typically there is a 2-night hotel stay every 5-7 days.
- Road Type: Pavement with occasional hard-packed dirt or gravel.
- Multi-night Stays: On rest days
- Navigation: Chalk Arrows
- Price: \$\$\$
- Tour Levels: 4-5

**LEVELS**

We know that travelers have different cycling abilities and preferences for the number of miles, elevation gain, and type of terrain they want on a bicycle tour. We have rated each day of our tours on a scale of 1-5. Our Tour Level's are an average of the day rating on tour. We recommend looking at the daily summary on the PDF and Website Itinerary to see details about each day's ride.

**LEVEL 1 - 1.5**

Level 1 - 1.5 days will be mostly flat and the distance will rarely exceed 50 km. Level 1 - 1.5 tours are suitable for beginner cyclists, those traveling by bicycle for the first time, or multi-generational groups with a desire for a nice and easy bike tour with plenty of opportunities to stop and enjoy the scenery.

- **Average daily mileage:** 20 - 50 km. (12-30 miles) Be sure to check the day by day itinerary description for the tour you are considering for specific mileages.
- **Gain:** 0-400 M (0-1200 ft)
- **Terrain:** Mostly flat with occasional gentle climbs at a grade of less than 3%, that are sustained for a maximum of 3km. There might be a steeper but short climb.

**LEVEL 2 - 2.5**

Level 2 - 2.5 days are ideal for riders newer to bicycle touring looking for a bit of a challenge.

- **Average daily mileage:** 30-60 km (18 - 38 miles). Be sure to check the day by day itinerary description for the tour you are considering for specific mileages.
- **Gain:** 400 - 600 m (1200 - 2000 ft)
- **Terrain:** Mostly rolling terrain around 3%. Presents multiple 3% to 4% climbs. May present an occasional steeper climb.

**LEVEL 3 - 3.5**

Level 3 - 3.5 days are great for active individuals (who run, bike, swim etc. on a regular basis).

- **Average daily mileage:** 50-70km (30-45 miles). Be sure to check the day by day itinerary description for the tour you are considering for specific mileages.
- **Gain:** 600 - 900m (2000 - 2800 ft)
- **Terrain:** Multiple Climbs with grades of 4 - 6%.

**LEVEL 4 - 4.5**

Level 4 - 4.5 days are the best riding days for avid cyclists or very active individuals who are excited to challenge themselves on a bike.

- **Average daily mileage:** 70-90km (45-55 miles) Be sure to check the day by day itinerary description for the tour you are considering for specific mileages.
- **Gain:** 900-1000m (2800-3600 ft)
- **Terrain:** Presents multiple steep climbs (6% to 8% grades), 1 to 3km long. Alternatively, 4 – 6% grades for 6 kilometers or more.

**LEVEL 5 (EXPEDITION)**

Our Expedition tours designed for strong riders looking for the challenge of riding across countries or continents. Long daily mileages mean limited van support so we recommend these tours for riders who feel confident that they can ride every mile.

- **Average daily mileage:** 120 km (75 miles). Be sure to check the day by day itinerary description for the tour you are considering for specific mileages.
- **Gain:** 500-2000 m (1600- 6500 ft)
- **Terrain:** Expect and be prepared for any and everything.

**REMEMBER**

A tour level is the average of the days so we recommend you look at the day level on each day of the itinerary to help you better understand what to expect from your tour.

## CHECKLIST

### TO DO ONCE YOU'VE BOOKED!

- Read through your Reservation Confirmation (link sent to you by e-mail), it has important information to help you plan your trip!
- Check the date on your passport. The expiration date should extend three months past your date of return to your home country.
- Complete the Customer Information Form: <https://www.experienceplus.com/blog/travel-planning/customer-information-form/>
- We recommend you take out travel insurance. Find details at <https://www.experienceplus.com/blog/travel-planning/travel-insurance/>
- Choose a bicycle training program: <https://www.experienceplus.com/blog/travel-planning/bicycle-tour-training/>
- Peruse our country-specific Travel Planning Pages: <https://www.experienceplus.com/blog/travel-planning/>

### 6 TO 3 MONTHS PRIOR TO TOUR START DATE

- Review the arrival and departure information under the "Travel Information" tab to see meeting place and time, if a reservation on a complimentary ExperiencePlus! Shuttle (if applicable) is required, and other important information to help you plan your arrival and departure.
- Reserve your flights after you know you have a confirmed tour departure. Please check with our office if you do not know if your trip is confirmed.
- Book your pre and post-tour hotel nights.
- Begin your chosen training program
- Final payment is due 90 days (120 days for Bike & Barge/Boat tours) prior to the tour start. Please refer to your Deposit Payment Invoice and the Final Payment Reminder e-mail you have received for detailed instructions.

### 6 TO 2 WEEKS PRIOR TO TOUR START DATE

- Start reading one of the books or watching one of the movies from our Reading and Movie Lists: <https://www.experienceplus.com/blog/travel-planning/>.
- Plan what you are going to pack and start packing! Refer to the Packing Lists on our website at <https://www.experienceplus.com/blog/travel-planning/packing/>
- We'll email you your access code to Digital Daysheets, Hotel Itinerary, Participant Roster, names and contact information of your Tour Leaders, emergency phone numbers, and other important departure information about 2 weeks prior to your tour start date. All this will be provided to you via a feature called Experiences via the RideWithGPS App (tracks available but not necessary for navigation on Classic, Expedition, Spotlight and Bike & Boat tours).

### DAY OF YOUR FLIGHT

Get as much sleep on the plane as you can. Pack one day of cycling gear in your carry-on just in case. See you soon!