

Bicycle Tours in Argentina: Bicycling Patagonia's Lakes District Plus! The Island of Chiloé

OVERVIEW

Join us on our 10-day Bicycling Patagonia's Lakes District Plus! the Island of Chiloé from Argentina to Chile. We will cycle across the Continental Divide in the Andes, from Argentina into Chile experiencing the wild expanse of Patagonia's ever changing landscapes of pristine lakes, lush forests, conical volcanoes and snowcapped Andean peaks. Next, we explore Chiloé Island and its tranquil fjords, wooden churches, pastoral landscapes along the rugged coastline of the Pacific. With its rich history and isolated location, Chiloé island offers a cultural experience that is unique to Chile and the world.

****Join us in December for a once-in-a-lifetime event as we will be on the solar eclipse's path of totality!**

If this sounds great but you prefer a shorter tour - check out our [Bicycling Patagonia's Lakes District tour](#) which features the first 7 days of this itinerary.


Is cycling in South America for you? Check out our [What to expect: Cycling in South America](#) page.

HIGHLIGHTS

Chile's Lake District, Views of Osorno and Calbuco Volcanoes, Waterfalls on the Petrohué River, thermal pools, San Carlos de Bariloche, Chiloé Island , Wooden Churches, Penguins

TOUR FACTS

Tour Style	 Classic: Learn more about our Classic tours at https://www.experienceplus.com/tours/bike-tour-styles/classic-tours
Includes	10 days, 9 nights accommodation; bilingual tour leaders; meals as noted in itinerary.
Countries	Argentina, Chile
Begin/End	San Carlos de Bariloche, Argentina / Puerto Montt, Chile (PMC). There may be a reciprocity entry fee for entering Argentina through an international airport
Arrive/Depart	San Carlos de Bariloche (BRC) / Puerto Montt, Chile
Total Distance	419 kms (260 miles)
Avg. Daily Distance	70 km (43 miles) per riding day
Tour Level	▶▶▶▶▶

Keep in Mind We work hard to maintain consistency across all of our tours, but some trips have unique differences. Here are some things to keep in mind about this tour.
Please Note: We may have some itinerary changes to this trip after you've confirmed this. Details are available if you have booked this trip and there are any changes, including changes to towns or activities, we'll email you directly. However, you should always be sure to refer to the  [online itinerary](#) for the most up-to-date trip information including arrival and departure tips before you depart for your trip:

<https://www.experienceplus.com/guided-bike-tours/argentina/patagonia-lakes-district-chiloe>

Bicycle Tours in Argentina: Bicycling Patagonia's Lakes District Plus! The Island of Chiloé

DATES & PRICES

Dates	Price	Single Supplement*
📅 Dec 12-21, 2020	📄 USD\$4895	📄 USD\$700
📅 Feb 20-Mar 1, 2021	📄 USD\$4895	📄 USD\$700

*We are happy to match solo travelers who would like to share a room with someone of the same gender. If no match exists, due to hotel pricing, we will charge 50% of the single supplement rate. This fee will be collected at the time of the final payment. If a roommate assignment is available this fee will be refunded at the conclusion of the tour.

DAILY RIDE SUMMARY

Day	Distance/Gain	Terrain	Day Level	Notes
1	Other activity			See Daily Itinerary for details
2	33km / 575m (21mi / 1886ft)	Hilly	▶▶▶▶▶	
3	Hike day 13km (8mi)			
4	87km / 1319m (54mi / 4326ft)	Mountainous	▶▶▶▶▶	
5	123km / 982m (76mi / 3221ft)	Rolling hills	▶▶▶▶▶	
6	61km / 328m (38mi / 1076ft)	Gentle	▶▶▶▶▶	
7	Transfer day			
8	61km / 1017m (38mi / 3336ft)	Very hilly	▶▶▶▶▶	
9	55km / 659m (34mi / 2162ft)	Rolling hills	▶▶▶▶▶	
10	Last day			

Bicycle Tours in Argentina: Bicycling Patagonia's Lakes District Plus! The Island of Chiloé**ARRIVAL INFO**

Meet your Tour Leaders and fellow travelers in the afternoon of Day 1 at the Day 1 hotel. Keep an eye out for a note at the front desk with more details.

Note: As you are planning, remember that the hotels listed in our itineraries are our primary hotels and are - in rare cases - subject to change. Before you make arrangements, [check with us](#) if your tour departure is guaranteed. If your tour departure is out further than 6 months, please also check with us as there might be slight changes to the itinerary.

The below information will help you plan your arrival. For more tips or other routes, you might like [Rome2Rio](#). The fare and timing information listed below is approximate.

We recommend flying into the Bariloche Airport (BRC).

A Note on Flights: For this trip, we recommend booking international flights into Buenos Aires' International Airport (EZE) and out of Santiago, Chile (SCL). This means that you'll also need to purchase domestic tickets from Buenos Aires Domestic Airport (AEP) to Bariloche (BRC). For information on transferring between Buenos Aires' international and domestic airports see our information [here](#).

How to arrive at the Day 1 Hotel from Bariloche Airport:

- Taxi, available just outside the airport exit (30-40 min, 450 to 560 pesos/US\$12-15)
- Pre-arranged private transfer, [contact us for arrangements](#) (costs vary).

DEPARTURE INFO

On the final tour day, we shuttle you to the **Puerto Montt Airport (PMC)**. Your spot on the shuttle is already saved. **Schedule your flights at 2 p.m. or later. The transfer takes about 4 hours and the shuttle arrives around 11:30 a.m.**

The below information will help you plan your departure. For more tips or other routes, you might like [Rome2Rio](#). The fare and timing information listed below is approximate.

Puerto Montt Airport (PMC) has connections to Santiago, Chile (SCL), Buenos Aires International Airport (EZE), and Buenos Aires Domestic Airport (AEP) see [LATAM](#)

- **Connecting in Santiago, Chile:** LATAM offers several 1.5 hour direct flights to Santiago.
- **Connecting in Buenos Aires:** LATAM offers several flights daily to both Buenos Aires Airports - you may have to connect through Santiago). It is a 4.5 to 5.5 hour flight.
- Most international flights from South America leave in the late evening, so it is possible to connect with an international flight the day the tour ends.

Bicycle Tours in Argentina: Bicycling Patagonia's Lakes District Plus! The Island of Chiloé**Welcome to South America!**

Highlights Fit Bicycles, Welcome Dinner

We meet this afternoon at our hotel in San Carlos de Bariloche. We'll offer a transfer from the Bariloche Airport at 4:00 p.m. for those arriving today. This bustling mountain town is a year-round destination for outdoor enthusiasts. We'll meet late this afternoon to fit bicycles. After the fitting we will go on a guided walk through Bariloche, and enjoy a welcome dinner together this evening.

DAY 1: Sat, Dec 12th

Meals Dinner

Lodging  Alma Suites del Lago

Bariloche to Circuito Chico

Highlights Bariloche, Cerro Campanario ski lift for panoramic view of the Andes, hotel spa

After a brief shuttle out of town we'll do a short test ride to make any necessary adjustments to your bike before heading out on our longer route. Tiny back roads lead us through forests and offer stunning views of Lago Nahuel Huapi and the Lago Perito Moreno. Our ride ends at the base of Cerro Campanario. Freshen up at the hotel and then take a short walk to the base of the ski area where we'll take the chairlifts up the mountain to enjoy a panoramic view of Bariloche - this is often called one of the top ten views in the world.

DAY 2: Sun, Dec 13th

Distance 33 km (21 mi)

Gain 575 m (1886 ft)

Terrain Hilly

Level 

Meals Breakfast, Lunch

Lodging  Bosque Del Nahuel

Villa La Angostura

Highlights Hiking day, Lake Nahuel Huapi, Arrayanes National Park. December Departure: Eclipse day - path of totality!

Your day begins with a shuttle to Lake Nahuel Huapi. From there, you'll set sail on a ferry and view Bariloche's surrounding area from a different perspective as you float towards the Quetrihué Peninsula. Upon docking we'll walk a wooded path through Arrayanes National Park and some of the most pristine myrtle in South America. In the 1970's, this 300-year-old myrtle stand was awarded special protection under the Argentine government. Local legend has it that Walt Disney walked through this forest in the late 1930's and it inspired his choice for Bambi's cinnamon color as well as the film's setting. Our hike will take between 3 and 4 hours. ***December Departure: Your day begins with a shuttle (3.5-4 hours depending on traffic) to get into position for the

DAY 3: Mon, Dec 14th

Bicycle Tours in Argentina: **Bicycling Patagonia's Lakes District Plus! The Island of Chiloé**

total solar eclipse! After the eclipse we will shuttle (2 hrs) to Villa Angostura, on the shores of stunning Lake Nahuel Huapi.

Distance 13 km (8 mi)

Meals Breakfast, Lunch

Lodging  Hosteria El Establo

Bicycle Tours in Argentina: Bicycling Patagonia's Lakes District Plus! The Island of Chiloé

Crossing into Chile

Highlights Crossing the Andes, Cardenal Samore Pass, thermal spas

Today's ride is all about crossing the Andes! While Argentina and Chile share the same latitude, Argentina's dense and diverse vegetation is distinctly different from the lush green forests and farmlands of Chile. Prepare to be awestruck as you enjoy the incredible shift in landscape while pedaling from Lake Espejo over the Cardenal Samore Pass (4,311 feet) to our thermal resort at the Termas de Puyehue. We'll have a picnic lunch together before enjoying the downhill into Chile! Be sure to take advantage of the hotel's wonderful thermal pools before dinner together this evening.

DAY 4: Tue, Dec 15th


Distance 87 km (54 mi)
Gain 1319 m (4326 ft)
Terrain Mountainous
Level >>>>>
Meals Breakfast, Lunch, Dinner
Lodging  Hotel Termas De Puyehue

Termas de Puyehue to Petrohue

Highlights Lake Llanquihue, views of Osorno and Calbuco volcanoes

You'll pedal around the east side of Lake Llanquihue today with stunning views of the snow-capped Osorno and Calbuco volcanoes. We'll stop for a picnic lunch and enjoy the tranquility as we pass quiet farmlands and small forests. Take the shuttle or bike the last 6 km of gravel to the hotel before relaxing at the edge one of Patagonia's beautiful lakes. Tonight we'll feast on a delicious home-cooked dinner together.

DAY 5: Wed, Dec 16th


Distance 123 km (76 mi)
Gain 982 m (3221 ft)
Terrain Rolling hills
Level >>>>>
Meals Breakfast, Dinner
Lodging  Hotel Petrohue

Puerto Varas

Highlights Puerto Varas

Just after leaving our hotel, plan to visit the famous "Saltos de Petrohue," waterfalls. Continuing our ride around Lake Llanquihue we'll enjoy more great views of Osorno Volcano on our way to Puerto Varas, a small but bustling town with numerous craft stores and great walks along the lake. We have the inside scoop on Puerto Varas' best restaurant for dinner together this evening.

DAY 6: Thu, Dec 17th

Distance 61 km (38 mi)
Gain 328 m (1076 ft)
Terrain Gentle
Level >>>>>
Meals Breakfast, Dinner
Lodging  Hotel Solace



Bicycle Tours in Argentina: Bicycling Patagonia's Lakes District Plus! The Island of Chiloé**Transfer to Chiloé Island**

Highlights Chiloé Island, Penguins, traditional curanto

From Puerto Varas we'll shuttle and then ferry to the island of Chiloé continuing to the beautiful Pacific Coast and rock islands of Puñihuil, which just so happens to be the only place in Chile where you can view both Magellan and Humboldt Penguins. First we stop in Ancud for lunch together and then take a boat ride around the small islands to visit the local penguins. Our early dinner is a special treat, a curanto - a unique seafood dish "pressure-cooked" underground. Afterward we'll continue to Castro, the capital of Chiloé and our home for the next two nights.

DAY 7: Fri, Dec 18th

Meals Breakfast, Lunch, Dinner

Lodging  Hotel Palafito 1326

Bicycle Castro to Dalcahue and Achao

Highlights Fishing villages, traditional Chilote boats

We pedal to the east coast of Chiloé today towards Dalcahue and the village of Achao on the Island of Quinchao. Achao is the main town of the island and where the oldest church of Chiloé archipelago is located. We'll take the van back to Castro.

DAY 8: Sat, Dec 19th

Distance 61 km (38 mi)

Gain 1017 m (3336 ft)

Terrain Very Hilly

Level 

Meals Breakfast

Lodging  Hotel Palafito 1326

Bicycle Chiloé National Park

Highlights Quiet roads, birds and wildlife viewing

We pedal from Castro to Chiloé National Park on the Pacific Coast today to explore its ancient forests and learn about its history. This region was described by Charles Darwin on his famous voyage as rich in its diversity of temperate-zone forest plants. The park was created by the indigenous communities of Chiloé who have fought to protect the environment threatened by intensive deforestation. The national park is also home to rare species of animals endemic to Chile, such as picaflores (hummingbirds), kingfishers, huillines (sea otters), and pudúes (the smallest deer in the world). We'll visit with members of the indigenous community of Quilque over lunch with local products. Tonight we overnight in a unique stilt hotel in the small town of Cucao.

DAY 9: Sun, Dec 20th

Distance 55 km (34 mi)

Gain 659 m (2162 ft)

Terrain Rolling hills

Level 

Meals Breakfast

Lodging  Hotel Palafito Cucao

Bicycle Tours in Argentina: Bicycling Patagonia's Lakes District Plus! The Island of Chiloé**Shuttle to the Airport****DAY 10: Mon, Dec 21st****Highlights** Tour ends

We board our shuttle and transfer back to our ferry and then on to the airport in Puerto Montt this morning. Expect to be at the airport in time to catch flights scheduled after 2 p.m.

Level **Meals** Breakfast

INCLUDED**WHAT'S INCLUDED**

When you book a tour with ExperiencePlus! our goal is to ensure your only focus each day is to hop on your bike and explore scenic cycling routes in new destinations. Inclusions may differ depending on which tour style you pick but all ExperiencePlus! tours include the three most important aspects of a guided bike tour.

- Superb tour leaders who are fun and multilingual, bi-cultural experts, and cycling enthusiasts. They will support you and help you navigate confidently on and off the road.
- High quality bikes selected for the terrain you are cycling on and correct bike fitting to ensure comfortable cycling. More details on our [bikes page](#).
- Thoughtfully designed itineraries and routes that take advantage of stunning cycling destinations and the freedom of bicycle travel.

PRE-TRIP SUPPORT

- Bicycle training programs designed specifically for your tour and fitness level.
- Planning tips on what to pack, hotel recommendations and other helpful details from our [Travel Planning Pages](#).
- A gift of your choice (cycling jerseys, socks, or a t-shirt) as our way of saying thanks for choosing ExperiencePlus!
- *Traveler services including assistance booking extra nights at the tour starting and ending hotels. (*Not included on Explorer Tours.)

ON TOUR

- See "What's Included" on your tour Itinerary for tour-specific inclusions.

BICYCLES

For a full list of what's included with your bike see [Our Bikes page](#). If you would like to bring your own pedals and shoes we recommend doing so. On Explorer tours we include a GPS device on all bikes. We ask that you bring your own helmet to ensure the best fit. Please ask if you would like us to provide you with a gently used helmet and we will do so.

NAVIGATING, DAYSHEETS AND VAN SUPPORT:

Each day you'll receive a daily briefing with a highlighted route map and daysheet (print or digital) that includes information on the day's activities, meals and ride. Daily information also includes Tour Leader phone numbers, hotel information and interesting historical and cultural information.

You'll receive a highlighted route map each day or a briefing with the GPS tracks. On Classic, Bike and Boat, Spotlight and Expedition tours we also navigate using our signature chalk dust arrows. Our arrows make navigating very easy—you may never need to look at the map. On Explorer tours the terrain and destinations are not always conducive to using chalk arrows so we'll ride as a group or you can navigate on your own with the GPS tracks.

Before each tour we offer the opportunity to download GPS tracks of most tour routes to your personal GPS device or smartphone using RideWithGPS.com. We do not provide GPS tracks for tours in South America.

On tour you will have a support van providing water and snack resupply, mechanical assistance, a lift for tired cyclists, and luggage transfers. On some itineraries the van will not be able to follow sections of the route that stray from the road for example onto cycling paths.

Need More Miles? On many days it is possible to add miles to the day, just talk to your tour leader about your options.

Need Fewer Miles? If you aren't sure about your abilities or how much you want to ride remember the support van is available to offer snacks, encouragement, a lift over the next hill, or to the next hotel. You are on vacation and we're here to help make it perfect for you.

TIPPING YOUR TOUR LEADER TEAM:

If you feel your tour leader team has demonstrated great expertise and service, common practice within the travel industry is to tip. Tipping is voluntary and greatly appreciated, and gratuity amounts vary widely. Should you decide to leave a tip, as a guideline, we suggest 5% of the tour cost per traveler – this is for the entire tour leader team, not each tour leader. You can give the tip to any member of the tour leader team, as they share it evenly. In order to avoid social tensions, we encourage you to tip as individuals and not as a group. If you feel your tour leaders did not quite meet your expectations, please let us know. *Tips are included in Expedition pricing.

PHOTOS:

By reserving space on tour, you agree that ExperiencePlus! may use, re-use and reproduce any images, photos or videos sent to us, or taken by our guides or travelers free of charge and without your right to inspection. If you do not want us to use any images of you on tour, you must inform your tour leader in writing at the start of the tour.

STYLES **OUR TOUR STYLES**

We realize that one size does not fit all and there are as many ways to travel by bike as there are different types of cyclists and travelers. No matter what you are looking for in a cycling vacation, we have a tour with just the right pace for you.

Classic Tours: Dream of traveling through a region by bike? then our Classic style bike tours are for you! Our unique chalk arrows lead the way as you explore small villages and world-class cities while traveling at your own pace.

- Tour Length: 7-15 days
- Hotels: 3-4 stars, most itineraries include at least one two-night stay at the same hotel.
- Road Type: Pavement, bike paths.
- Multi-night Stays: Occasionally
- Navigation: Chalk Arrows
- Price: \$\$\$
- Tour Levels: 1-4.5

Explorer Tours: Travel further off the beaten path - we let the destination dictate where we ride, not the road surface.

- Tour Length: 7-8 days
- Hotels: 2-3 stars, occasional multi-night stays at the same hotel.
- Road Type: 30-50% gravel or hard-packed dirt, the rest pavement.
- Multi-night Stays: Occasionally
- Navigation: Group riding and GPS
- Price: \$\$
- Tour Levels: 1-4

Spotlight Tours: Multi-nights stays, loop rides, choose from a selection of activities or enjoy hotel amenities during your free time.

- Tour Length: 6-7 days
- Hotels: 3-5 stars, typically 3-nights spent in one hotel and 2-nights in the other.
- Road Type: Pavement
- Multi-night Stays: Min 2 night stays
- Navigation: Chalk Arrows
- Price: \$\$\$
- Tour Levels: 1-4

Bike and Boat Tours: Spend days cycling and your evenings relaxing on a private boat as you cruise to your next port.

- Tour Length: 7-8 days, some itineraries have land-based extensions available.
- Barge/Boat: 3-4 star, same cabin for the entire boat trip.
- Road Type: Pavement
- Navigation: Chalk Arrows
- Price: \$\$\$
- Tour Levels: 1-4

Expedition Tours: Multi-week tours where you spend long days on the bike with the added satisfaction of pedaling across multiple countries.

- Tour Length: 15-40 days
- Hotels: 2-4 stars, typically there is a 2-night hotel stay every 5-7 days.
- Road Type: Pavement with occasional hard-packed dirt or gravel.
- Multi-night Stays: On rest days
- Navigation: Chalk Arrows
- Price: \$\$\$
- Tour Levels: 4-5

**LEVELS**

We know that travelers have different cycling abilities and preferences for the number of miles, elevation gain, and type of terrain they want on a bicycle tour. We have rated each day of our tours on a scale of 1-5. Our Tour Level's are an average of the day rating on tour. We recommend looking at the daily summary on the PDF and Website Itinerary to see details about each day's ride.

LEVEL 1 - 1.5

Level 1 - 1.5 days will be mostly flat and the distance will rarely exceed 50 km. Level 1 - 1.5 tours are suitable for beginner cyclists, those traveling by bicycle for the first time, or multi-generational groups with a desire for a nice and easy bike tour with plenty of opportunities to stop and enjoy the scenery.

- **Average daily mileage:** 20 - 50 km. (12-30 miles) Be sure to check the day by day itinerary description for the tour you are considering for specific mileages.
- **Gain:** 0-400 M (0-1200 ft)
- **Terrain:** Mostly flat with occasional gentle climbs at a grade of less than 3%, that are sustained for a maximum of 3km. There might be a steeper but short climb.

LEVEL 2 - 2.5

Level 2 - 2.5 days are ideal for riders newer to bicycle touring looking for a bit of a challenge.

- **Average daily mileage:** 30-60 km (18 - 38 miles). Be sure to check the day by day itinerary description for the tour you are considering for specific mileages.
- **Gain:** 400 - 600 m (1200 - 2000 ft)
- **Terrain:** Mostly rolling terrain around 3%. Presents multiple 3% to 4% climbs. May present an occasional steeper climb.

LEVEL 3 - 3.5

Level 3 - 3.5 days are great for active individuals (who run, bike, swim etc. on a regular basis).

- **Average daily mileage:** 50-70km (30-45 miles). Be sure to check the day by day itinerary description for the tour you are considering for specific mileages.
- **Gain:** 600 - 900m (2000 - 2800 ft)
- **Terrain:** Multiple Climbs with grades of 4 - 6%.

LEVEL 4 - 4.5

Level 4 - 4.5 days are the best riding days for avid cyclists or very active individuals who are excited to challenge themselves on a bike.

- **Average daily mileage:** 70-90km (45-55 miles) Be sure to check the day by day itinerary description for the tour you are considering for specific mileages.
- **Gain:** 900-1000m (2800-3600 ft)
- **Terrain:** Presents multiple steep climbs (6% to 8% grades), 1 to 3km long. Alternatively, 4 - 6% grades for 6 kilometers or more.

LEVEL 5 (EXPEDITIONPLUS!)

Our ExpeditionPlus! tours designed for strong riders looking for the challenge of riding across countries or continents. Long daily mileages mean limited van support so we recommend these tours for riders who feel confident that they can ride every mile.

- **Average daily mileage:** 120 km (75 miles). Be sure to check the day by day itinerary description for the tour you are considering for specific mileages.
- **Gain:** 500-2000 m (1600- 6500 ft)
- **Terrain:** Expect and be prepared for any and everything.

REMEMBER

A tour level is the average of the days so we recommend you look at the day level on each day of the itinerary to help you better understand what to expect from your tour.

CHECKLIST

TO DO ONCE YOU'VE BOOKED!

- Read through your Reservation Confirmation (link sent to you by e-mail), it has important information to help you plan your trip!
- Check the date on your passport. The expiration date should extend three months past your date of return to your home country.
- Complete the Customer Information Form: <https://www.experienceplus.com/blog/travel-planning/customer-information-form/>
- We recommend you take out travel insurance. Find details at <https://www.experienceplus.com/blog/travel-planning/travel-insurance/>
- Choose a bicycle training program: <https://www.experienceplus.com/blog/travel-planning/bicycle-tour-training/>
- Peruse our country-specific Travel Planning Pages: <https://www.experienceplus.com/blog/travel-planning/>

6 TO 3 MONTHS PRIOR TO TOUR START DATE

- Review the arrival and departure information under the "Travel Information" tab to see meeting place and time, if a reservation on a complimentary ExperiencePlus! Shuttle (if applicable) is required, and other important information to help you plan your arrival and departure.
- Reserve your flights after you know you have a confirmed tour departure. Please check with our office if you do not know if your trip is confirmed.
- Book your pre and post-tour hotel nights.
- Begin your chosen training program
- Final payment is due 90 days (120 days for Bike & Barge/Boat tours) prior to the tour start. Please refer to your Deposit Payment Invoice and the Final Payment Reminder e-mail you have received for detailed instructions.

6 TO 2 WEEKS PRIOR TO TOUR START DATE

- Start reading one of the books or watching one of the movies from our Reading and Movie Lists: <https://www.experienceplus.com/blog/travel-planning/>.
- Plan what you are going to pack and start packing! Refer to the Packing Lists on our website at <https://www.experienceplus.com/blog/travel-planning/packing/>
- We'll email your Hotel Itinerary, the Participant Roster, names and contact information of your Tour Leaders and other important departure information about 2 weeks prior to your tour start date.

DAY OF YOUR FLIGHT

Get as much sleep on the plane as you can. Pack one day of cycling gear in your carry-on just in case. See you soon!