

Bicycle Tours in Italy: Pedaling Lake Garda and the Veneto - Guided

OVERVIEW

Pedal with us across the Veneto - through picturesque villages and historic art cities, along cycle paths and down rural country lanes - to discover this corner of Northern Italy nestled against the Italian Alps. We'll visit the majestic and beautiful Lake Garda, as well as Verona, Mantova, Vicenza, Padova and Venice - all unique cities that blend history, charm and modernity. In Vicenza, discover the architectural wonders of Andrea Palladio from the 16th century, considered to be the most influential individual in the history of Western architecture. This is also wine country, home to some of the more important Italian wines, where you can sample Valpolicella and Soave wines from the protected vineyards along the Alps' foothills, as we make our way east toward La Serenissima - the majestic city of Venice.

HIGHLIGHTS

TOUR FACTS

Tour Style	 : Learn more about our tours at https://www.experienceplus.com/tours/bike-tour-styles/-tours
Includes	High quality hybrid touring bike, 7 nights lodging in 2 and 3 star hotels with breakfast, 1 dinner with local wine, 1 guided wine tasting, shuttle from Verona train station to starting hotel, Train tickets to Venice on Day 7, GPS navigation tracks provided via Ride With GPS (which you can upload to your personal navigation device); Bilingual English-Italian cycling guide, support vehicle and driver most days, pre-tour travel and sales assistance (our pre-travel documentation will help you properly prepare your arrival and departure logistics, as well as for your participation in the tour)
Countries	Italy
Begin/End	Verona / Padova

How to get there and away:

We recommend flying into and out of Venice Marco Polo Airport or Verona's airport

Starting point: Meet in front of Verona's Porta Nuova Train Station, for a group transfer to the starting hotel (you will receive exact meeting point instructions prior to your departure).

- An airport shuttle runs between Venice airport and Mestre station. The ACTV bus # 15 also takes you from Venice's Airport to Venezia Mestre train station (takes longer than the airport shuttle).
- From Mestre train station to Verona's Porta Nuova train station, there are frequent departures.
- If you're flying into Verona, Aerobus connects Verona airport to Verona's Porta Nuova train station in 15 minutes (a ticket costs about 6€).

Ending point: Art Hotel Al Fagiano – Via Locatelli 45, Padova

- We recommend flying out of Venice's Marco Polo Airport (VCE)
- To get to Padova train station with public transportation take the BusItaliaVeneto (tram n. SIR1 from Santo stop to Station stop). It takes about 10 minutes.
- Taxis from the hotel to the train station cost about 15-20€ and take about 6 minutes. You can book your taxi by calling +39 049 65 13 33 (or ask the hotel reception).
- From Padova train station, regional trains will take you to Venice in about 1 hour. Venice's Venezia-Mestre station will connect you to the airport
- If you prefer to save time, it is also possible to take a taxi from Padova train station. It costs about 80€ and it takes about 45-50 minutes to get to Venice Airport. You can book your taxi by calling +39 049 65 13333 (or ask at hotel reception).
- From Padova train station a shuttle bus (BusItaliaVeneto) will take you to Venice Airport in about 1


Bicycle Tours in Italy: Pedaling Lake Garda and the Veneto - Guided

hour and it costs 10€. It departs every 30 minutes from 6.25am to 9.25pm. Or, save some time taking a shuttle bus that goes direct to Venice Airport in about 1 hour and it costs 10€ ((BusItaliaVeneto).


Final exact arrival and departure instructions along with other detailed pre-travel documents, will be e-mailed prior to your tour, with information specific to your departure (including the actual hotels used on your tour dates, which may vary from the hotels listed above.)

* the hotels and prices listed above are for reference only and are subject to change (based on availability and seasonality)

Total Distance	254 km (159 miles)
Avg. Daily Distance	42 km (26 miles) per riding day
Tour Level	
Keep in Mind	<p>We work hard to maintain consistency across all of our tours, but some trips have unique differences. Here are some things to keep in mind about this tour.</p> <p>Great tour for novice cyclists with basic fitness and experience to manage the daily distance and terrain type. Bike handling skills are necessary to manage possible starting and stopping and negotiating bike paths when cycling in or near cities and towns. Also ideal for experienced cyclists who desire shorter days on the bike and plenty of time to enjoy daily destinations and activities. You will ride between 40 and 64 km (25-40 miles) per day, on mostly flat to rolling terrain, and few steep hills. The terrain consists primarily of paved backroads and bike paths with little vehicle traffic, although there are stretches where we share the roads with cars. Some of the bike paths may have stretches of hard-packed dirt or gravel, perfectly suitable for our bikes (although we recommend only experienced cyclists choose road bikes which have thinner tires). Advanced cyclists who want longer, optional rides at the end of the programmed ride will have these available most days (please ask ahead).</p>
Arrive/Depart	<p>Please click on the rating link above for additional details on the difficulty level.</p> <hr/> <p>Tour code: itbg3853</p>

Please Note: We may have small itinerary changes to this trip after you download this PDF document. If you have booked this trip and there are major changes, including changes to towns or activities, we'll email you directly. However, you should always be sure to refer to the  **online itinerary** for the most up-to-date trip information including arrival and departure tips before you depart for your trip:

<https://www.experienceplus.com/guided-bike-tours/italy/guided-garda-veneto-ce>



Bicycle Tours in Italy: Pedaling Lake Garda and the Veneto - Guided

DATES & PRICES

Dates	Price	Single Supplement*
📅 Sep 16-23, 2022	💰 €1360 per person	👤 €180

*We are happy to match solo travelers who would like to share a room with someone of the same gender. If no match exists, due to hotel pricing, we will charge 50% of the single supplement rate. This fee will be collected at the time of the final payment. If a roommate assignment is available this fee will be refunded at the conclusion of the tour.

DAILY RIDE SUMMARY

Day	Distance/Gain	Terrain	Day Level	Notes
1	Test ride			
2	58km / 223m (36mi / 731ft)			
3	50km / 500m (31mi / 1640ft)			
4	43km / 210m (27mi / 690ft)			
5	39km / 420m (24mi / 1378ft)			
6	42km / 140m (26mi / 460ft)			
7	Other activity			See Daily Itinerary for details
8	Last day			

Bicycle Tours in Italy: Pedaling Lake Garda and the Veneto - Guided

Meet in Verona

Highlights Test ride and welcome dinner

Meet the group and tour leader at the Verona train station in the mid-afternoon, from where we will transfer to our lodging for the next two nights. Our quaint inn is located in the small town of Valeggio Sul Mincio, near Mantova (Mantua). We'll fit bicycles and enjoy a test ride on the nearby cycle path to Borghetto sul Mincio, a picturesque village located on the river connecting Lake Garda with the lakes around Mantova to the south. Return to our inn for our welcome dinner together. Daily distance: 4 km (2 miles) Elevation gain: + 62 m (203 ft) Meals: Dinner Accommodation: Al Cacciatore Hotel and Restaurant, or similar.

DAY 1: Fri, Sep 16th

Distance 23 km (14 mi)

Meals Dinner

Mantova loop ride

Highlights Palazzo Ducale and Palazzo Te

Pedal south along the bike path to reach the impressive city of Mantova, with its pretty lakes built around it as fortifications and now a great green area surrounding the city. Mantova was home to the princely Gonzaga family, who ruled for several centuries between the 1400-1800's and who made Mantova an artistic, musical and architectural centre. Visit the Palazzo Ducale and Palazzo Te, as well as the Piazza Virgiliana, Castello San Giorgio and Piazza delle Erbe before returning to our small town later this afternoon.

DAY 2: Sat, Sep 17th

Distance 58 km (36 mi)

Gain 223 m (731 ft)

Meals Breakfast

Lake Garda and Valpolicella


Highlights Peschiera del Garda; Sant Ambroggio; Hilltop lodging

Head north today along our delightful bicycle path to reach the shores of Lake Garda, one of Italy's most famous lakes nestled south of the Italian Alps. Visit the historic and colorful town of Peschiera del Garda, on the waterfront, before continuing along the eastern shore to climb a bit onto a ridge leading into the vineyards of the Valpolicella wine area. This area grows the grapes that make Amarone wine, one of Italy's strongest red wines, which we will enjoy in a wine tasting hosted by the owners of tonight's lodging, set on a lovely terrace overlooking the vineyards. A historic home turned into a boutique lodge, Villa San Giorgio is surrounded by vineyards, with a truly amazing view of the hills and Lake Garda in the distance. Daily distance: 42 km (26 miles) Elevation gain: + 532 m (1745 ft) Meals: Breakfast Accommodation: Villa San Giorgio, or

DAY 3: Sun, Sep 18th

Bicycle Tours in Italy: Pedaling Lake Garda and the Veneto - Guided

similar.

Distance 50 km (31 mi)
Gain 500 m (1640 ft)
Meals Breakfast
Lodging  Villa San Giorgio

Bicycle Tours in Italy: Pedaling Lake Garda and the Veneto - Guided

Pedal through wine country to Verona and Soave

Highlights Valpolicella wine country; Verona; Soave castle and historic center

We continue along rolling foothills today to leave the Valpolicella area and enter Verona, famous for its arena which is still today used for outdoor theatre. Have lunch in the center of town, visit Juliet and Romeo's balcony and then continue out of town to arrive in Soave, another small wine village. The medieval castle and its fortifications that dominate the town stand in stark contrast to the softer vineyards that line the hills. Enjoy the local wine or a stroll through the small town, near our centrally-located hotel. Daily distance: 67 km (41 miles) Elevation gain: + 258 m (846 ft) Meals: Breakfast Accommodation: Locanda ai Capitelli, or similar.

DAY 4: Mon, Sep 19th

Distance 43 km (27 mi)

Gain 210 m (690 ft)

Meals Breakfast

Vicenza and Palladio's architecture

Highlights Home of Andrea Palladio

We head to Vicenza, another famous art city which prospered under Venetian rule from the early 15th to the end of the 18th century. Its most famous son is surely Andrea Palladio whose work has been declared the biggest influence in Western architecture since his time. His architectural designs, based on a detailed study of classical Roman architecture, gives the city its unique appearance and you can see many of his villas and buildings still standing. Daily distance: 37 km (23 miles) Elevation gain: + 420 m (1378 ft) Meals: Breakfast Accommodation: Key Hotel, or similar.

DAY 5: Tue, Sep 20th

Distance 39 km (24 mi)

Gain 420 m (1378 ft)

Meals Breakfast

Lodging  [Albergo San Raffaele](#)

Cycle to Padova among the Palladian villas

Highlights Palladian Villa la Rotonda's gardens

Leave Vicenza along the foothills of Monti Berici. We'll enjoy an optional stop at the famous Palladian Villa la Rotonda's gardens, the best known and most influential of Andrea Palladio's villas. Continue riding to reach one of the oldest cities in Italy, Padova (or Padua) also known as the City of St. Anthony. Padova's claim to history is not only being home to Italy's second oldest (and still vibrant) university, but it also acted as the setting for most of the action in Shakespeare's *The Taming of the Shrew*. Daily distance: 43 km (26 miles) Elevation gain: + 86 m (282 ft) Meals: breakfast Accommodation: Hotel Al Fagiano, or similar.

DAY 6: Wed, Sep 21st

Distance 42 km (26 mi)

Gain 140 m (460 ft)

Meals Breakfast

Lodging  [Art Hotel Al Fagiano](#)

Bicycle Tours in Italy: Pedaling Lake Garda and the Veneto - Guided**Venice****DAY 7: Thu, Sep 22nd**

Highlights Discovering Venice by foot

Meals Breakfast

We'll take the train into Venice for the day, where we will explore less well-known areas of the "Serenissima", as the majestic city is often called. From the train station, visit the Jewish Ghetto, the Cannaregio neighborhood and the Fondamente Nove before arriving near the Rialto bridge. From here, you'll have free time to visit the highlights of Venice. Regroup later this afternoon to return to Padova together for our celebration dinner in a local restaurant. Raise a glass of white wine, the traditional Venetian aperitif, or a classic spritz to our journey together across the Veneto region. Daily distance: no biking today Meals: Breakfast Accommodation: Hotel Al Fagiano, or similar.

Lodging  Art Hotel Al Fagiano

Tour ends in Padova**DAY 8: Fri, Sep 23rd**

Highlights Farewell!

Meals Breakfast

For those wishing to continue their time in Veneto or Northern Italy, Padova is a great starting point. Venice is short distance away – a bucket list destination for ending your dream Italian holiday. The Lakes and Dolomites regions of Northern Italy are also nearby. If there is further travel in your plans, please let us know and we'll be happy to provide suggestions. If your travels end today, we will provide tips for arriving to nearby Venice, Milan, Treviso or Verona airports. Breakfast included at hotel this morning

INCLUDED

WHAT'S INCLUDED

When you book a tour with ExperiencePlus! our goal is to ensure your only focus each day is to hop on your bike and explore scenic cycling routes in new destinations. Inclusions may differ depending on which tour style you pick but all ExperiencePlus! tours include the three most important aspects of a guided bike tour.

- Superb tour leaders who are fun and multilingual, bi-cultural experts, and cycling enthusiasts. They will support you and help you navigate confidently on and off the road.
- High quality bikes selected for the terrain you are cycling on and correct bike fitting to ensure comfortable cycling. More details on our bikes page: <https://www.experienceplus.com/what-to-expect/our-bikes/>
- Thoughtfully designed itineraries and routes that take advantage of stunning cycling destinations and the freedom of bicycle travel.

PRE-TRIP SUPPORT

- Bicycle training programs designed specifically for your tour and fitness level.
- Planning tips on what to pack, hotel recommendations and other helpful details from our Travel Planning Pages: <https://www.experienceplus.com/blog/travel-planning/>
- A gift of your choice (cycling jerseys, socks, or a t-shirt) as our way of saying thanks for choosing ExperiencePlus!
- *Traveler services including assistance booking extra nights at the tour starting and ending hotels. (*Not included on Explorer Tours.)

ON TOUR

- See "What's Included" on your tour Itinerary for tour-specific inclusions.

BICYCLES

For a full list of what's included with your bike see our bikes page (<https://www.experienceplus.com/what-to-expect/our-bikes/>) . If you would like to bring your own pedals and shoes we recommend doing so. On Explorer tours we include a GPS device on all bikes. We ask that you bring your own helmet to ensure the best fit. Please ask if you would like us to provide you with a gently used helmet and we will do so.

NAVIGATING, DAYSHEETS AND VAN SUPPORT:

Each day you'll receive a daily briefing with a highlighted route map. About 14 days prior to your tour, we will provide you with access to RideWithGPS Experiences, our platform

to distribute information on each tour day's activities, meals and ride, as well as GPS-routes.

Daily information also includes Tour Leader phone numbers, hotel information and interesting historical and cultural information. On Classic, Bike and Boat, Spotlight and Expedition tours we also navigate using our signature chalk dust arrows. Our arrows make navigating very easy—you may never need to look at the map. On Explorer tours the terrain and destinations are not always conducive to using chalk arrows so we'll ride as a group or you can navigate on your own with the GPS tracks. On tour you will have a support van providing water and snack resupply, mechanical assistance, a lift for tired cyclists, and luggage transfers. On some itineraries the van will not be able to follow sections of the route that stray from the road for example onto cycling paths.

On tour you will have a support van providing water and snack resupply, mechanical assistance, a lift for tired cyclists, and luggage transfers. On some itineraries the van will not be able to follow sections of the route that stray from the road for example onto cycling paths.

Need More Miles? On many days it is possible to add miles to the day, just talk to your tour leader about your options.

Need Fewer Miles? If you aren't sure about your abilities or how much you want to ride remember the support van is available to offer snacks, encouragement, a lift over the next hill, or to the next hotel. You are on vacation and we're here to help make it perfect for you.

TIPPING YOUR TOUR LEADER TEAM:

If you feel your tour leader team has demonstrated great expertise and service, common practice within the travel industry is to tip. Tipping is voluntary and greatly appreciated, and gratuity amounts vary widely. Should you decide to leave a tip, as a guideline, we suggest 5% of the tour cost per traveler – this is for the entire tour leader team, not each tour leader. You can give the tip to any member of the tour leader team, as they share it evenly. In order to avoid social tensions, we encourage you to tip as individuals and not as a group. If you feel your tour leaders did not quite meet your expectations, please let us know. *Tips are included in Expedition pricing.

PHOTOS:

By reserving space on tour, you agree that ExperiencePlus! may use, re-use and reproduce any images, photos or videos sent to us, or taken by our guides or travelers free of charge and without your right to inspection. If you do not want us to use any images of you on tour, you must inform your tour leader in writing at the start of the tour.

STYLES **OUR TOUR STYLES**

We realize that one size does not fit all and there are as many ways to travel by bike as there are different types of cyclists and travelers. No matter what you are looking for in a cycling vacation, we have a tour with just the right pace for you.

Classic Tours: Dream of traveling through a region by bike? then our Classic style bike tours are for you! Our unique chalk arrows lead the way as you explore small villages and world-class cities while traveling at your own pace.

- Tour Length: 7-15 days
- Hotels: 3-4 stars, most itineraries include at least one two-night stay at the same hotel.
- Road Type: Pavement, bike paths.
- Multi-night Stays: Occasionally
- Navigation: Chalk Arrows
- Price: \$\$\$
- Tour Levels: 1-4.5

Explorer Tours: Travel further off the beaten path - we let the destination dictate where we ride, not the road surface.

- Tour Length: 7-8 days
- Hotels: 2-3 stars, occasional multi-night stays at the same hotel.
- Road Type: 30-50% gravel or hard-packed dirt, the rest pavement.
- Multi-night Stays: Occasionally
- Navigation: Group riding and GPS
- Price: \$\$
- Tour Levels: 1-4

Spotlight Tours: Multi-nights stays, loop rides, choose from a selection of activities or enjoy hotel amenities during your free time.

- Tour Length: 6-7 days
- Hotels: 3-5 stars, typically 3-nights spent in one hotel and 2-nights in the other.
- Road Type: Pavement
- Multi-night Stays: Min 2 night stays
- Navigation: Chalk Arrows
- Price: \$\$\$
- Tour Levels: 1-4

Bike and Boat Tours: Spend days cycling and your evenings relaxing on a private boat as you cruise to your next port.

- Tour Length: 7-8 days, some itineraries have land-based extensions available.
- Barge/Boat: 3-4 star, same cabin for the entire boat trip.
- Road Type: Pavement
- Navigation: Chalk Arrows
- Price: \$\$\$
- Tour Levels: 1-4

Expedition Tours: Multi-week tours where you spend long days on the bike with the added satisfaction of pedaling across multiple countries.

- Tour Length: 15-40 days
- Hotels: 2-4 stars, typically there is a 2-night hotel stay every 5-7 days.
- Road Type: Pavement with occasional hard-packed dirt or gravel.
- Multi-night Stays: On rest days
- Navigation: Chalk Arrows
- Price: \$\$\$
- Tour Levels: 4-5

**LEVELS**

We know that travelers have different cycling abilities and preferences for the number of miles, elevation gain, and type of terrain they want on a bicycle tour. We have rated each day of our tours on a scale of 1-5. Our Tour Level's are an average of the day rating on tour. We recommend looking at the daily summary on the PDF and Website Itinerary to see details about each day's ride.

LEVEL 1 - 1.5

Level 1 - 1.5 days will be mostly flat and the distance will rarely exceed 50 km. Level 1 - 1.5 tours are suitable for beginner cyclists, those traveling by bicycle for the first time, or multi-generational groups with a desire for a nice and easy bike tour with plenty of opportunities to stop and enjoy the scenery.

- **Average daily mileage:** 20 - 50 km. (12-30 miles) Be sure to check the day by day itinerary description for the tour you are considering for specific mileages.
- **Gain:** 0-400 M (0-1200 ft)
- **Terrain:** Mostly flat with occasional gentle climbs at a grade of less than 3%, that are sustained for a maximum of 3km. There might be a steeper but short climb.

LEVEL 2 - 2.5

Level 2 - 2.5 days are ideal for riders newer to bicycle touring looking for a bit of a challenge.

- **Average daily mileage:** 30-60 km (18 - 38 miles). Be sure to check the day by day itinerary description for the tour you are considering for specific mileages.
- **Gain:** 400 - 600 m (1200 - 2000 ft)
- **Terrain:** Mostly rolling terrain around 3%. Presents multiple 3% to 4% climbs. May present an occasional steeper climb.

LEVEL 3 - 3.5

Level 3 - 3.5 days are great for active individuals (who run, bike, swim etc. on a regular basis).

- **Average daily mileage:** 50-70km (30-45 miles). Be sure to check the day by day itinerary description for the tour you are considering for specific mileages.
- **Gain:** 600 - 900m (2000 - 2800 ft)
- **Terrain:** Multiple Climbs with grades of 4 - 6%.

LEVEL 4 - 4.5

Level 4 - 4.5 days are the best riding days for avid cyclists or very active individuals who are excited to challenge themselves on a bike.

- **Average daily mileage:** 70-90km (45-55 miles) Be sure to check the day by day itinerary description for the tour you are considering for specific mileages.
- **Gain:** 900-1000m (2800-3600 ft)
- **Terrain:** Presents multiple steep climbs (6% to 8% grades), 1 to 3km long. Alternatively, 4 – 6% grades for 6 kilometers or more.

LEVEL 5 (EXPEDITION)

Our Expedition tours designed for strong riders looking for the challenge of riding across countries or continents. Long daily mileages mean limited van support so we recommend these tours for riders who feel confident that they can ride every mile.

- **Average daily mileage:** 120 km (75 miles). Be sure to check the day by day itinerary description for the tour you are considering for specific mileages.
- **Gain:** 500-2000 m (1600- 6500 ft)
- **Terrain:** Expect and be prepared for any and everything.

REMEMBER

A tour level is the average of the days so we recommend you look at the day level on each day of the itinerary to help you better understand what to expect from your tour.

CHECKLIST

TO DO ONCE YOU'VE BOOKED!

- Read through your Reservation Confirmation (link sent to you by e-mail), it has important information to help you plan your trip!
- Check the date on your passport. The expiration date should extend three months past your date of return to your home country.
- Complete the Customer Information Form: <https://www.experienceplus.com/blog/travel-planning/customer-information-form/>
- We recommend you take out travel insurance. Find details at <https://www.experienceplus.com/blog/travel-planning/travel-insurance/>
- Choose a bicycle training program: <https://www.experienceplus.com/blog/travel-planning/bicycle-tour-training/>
- Peruse our country-specific Travel Planning Pages: <https://www.experienceplus.com/blog/travel-planning/>

6 TO 3 MONTHS PRIOR TO TOUR START DATE

- Review the arrival and departure information under the "Travel Information" tab to see meeting place and time, if a reservation on a complimentary ExperiencePlus! Shuttle (if applicable) is required, and other important information to help you plan your arrival and departure.
- Reserve your flights after you know you have a confirmed tour departure. Please check with our office if you do not know if your trip is confirmed.
- Book your pre and post-tour hotel nights.
- Begin your chosen training program
- Final payment is due 90 days (120 days for Bike & Barge/Boat tours) prior to the tour start. Please refer to your Deposit Payment Invoice and the Final Payment Reminder e-mail you have received for detailed instructions.

6 TO 2 WEEKS PRIOR TO TOUR START DATE

- Start reading one of the books or watching one of the movies from our Reading and Movie Lists: <https://www.experienceplus.com/blog/travel-planning/>.
- Plan what you are going to pack and start packing! Refer to the Packing Lists on our website at <https://www.experienceplus.com/blog/travel-planning/packing/>
- We'll email you your access code to RideWithGPS Experiences where you will find the Hotel Itinerary, Participant Roster, names and contact information of your Tour Leaders and other important departure information about 2 weeks prior to your tour start date.

DAY OF YOUR FLIGHT

Get as much sleep on the plane as you can. Pack one day of cycling gear in your carry-on just in case. See you soon!