

## Bicycle Tours in France: Cycling Champagne and Burgundy

### OVERVIEW


Experience France's legendary landscapes as you cycle a route steeped in history, and wine! Bicycle along quiet roads and bike paths through Champagne and Burgundy wine regions and the Morvan Natural Park. This bicycling tour will delight your senses and your taste buds! while taking you to some of the most iconic cities of France.


\*\*\*Extend this trip 3 days with our [Cycling Champagne, Burgundy Plus! the Côte d'Or](#)\*\*\*

### HIGHLIGHTS

Reims - capital of Champagne wine, Dijon - Capital of Burgundy wine, Champagne tasting and tour, Parc Naturel Regional du Morvan, Guided visit of Semur en Auxois, Chateauneuf and its castle

### TOUR FACTS

<b>Includes</b>	The usual plus... 7 nights' accommodation; full van support; 5 dinners, 7 breakfasts; champagne tasting; Guided visit of Semur en Auxois
<b>Countries</b>	France
<b>Begin/End</b>	Reims / Dijon
<b>Arrive/Depart</b>	Paris (CDG)
<b>Total Distance</b>	340 km (209 miles)
<b>Avg. Daily Distance</b>	57 km (35 miles) per riding day
<b>Tour Level</b>	2.5: Most of the entrances and exits from towns are on bike paths or along canals.
<b>More Photos</b>	 <a href="https://experienceplus.smugmug.com/gallery/147659610_BcjKg9">https://experienceplus.smugmug.com/gallery/147659610_BcjKg9</a>

**Please Note:** We may have small itinerary changes to this trip after you download this PDF document. If you have booked this trip and there are major changes, including changes to towns or activities, we'll email you directly. However, you should always be sure to refer to the  [online itinerary](#) for the most up-to-date trip information including arrival and departure tips before you depart for your trip:

<https://www.experienceplus.com/guided-bike-tours/france/france-bicycling-champagne-burgundy>

**Bicycle Tours in France: Cycling Champagne and Burgundy**

**DATES & PRICES**

<b>Dates</b>	<b>Price</b>	<b>Single Supplement*</b>
☞ May 23-30, 2020	TBA	TBA
☞ Aug 8-15, 2020	TBA	TBA
☞ Sep 5-12, 2020	TBA	TBA

\*We are happy to match solo travelers who would like to share a room with someone of the same gender. If no match exists, due to hotel pricing, we will charge 50% of the single supplement rate. This fee will be collected at the time of the final payment. If a roommate assignment is available this fee will be refunded at the conclusion of the tour.

## Bicycle Tours in France: Cycling Champagne and Burgundy

### ARRIVAL INFO

**Meeting time 2 p.m. - on Day 1, meet your fellow cyclists and Tour Leaders at the Day 1 Hotel specified on the itinerary.**

**Note:**

As you are planning, remember that the hotels listed in our itineraries are our primary hotels and are - in rare cases - subject to change. Before you make arrangements, [check with us](#) if your tour departure is guaranteed. If your tour departure is out further than 6 months, please also check with us as there might be slight changes to the itinerary.

The below information will help you plan your arrival. For more tips or other routes, you might like [Rome2Rio](#). The fare and timing information listed below is approximate.

We suggest flying into the Paris Charles de Gaulle Airport (CDG).

1. Airport Shuttle to the Aéroport CDG 2 TGV Train Station (located beneath the airport) (10 min/no cost)
2. Train from Paris Roissy Charles de Gaulle Airport to Reims (1 hour/fares vary)
3. Taxi or [walk](#) to the Day 1 Hotel (5 min/EUR 10)

Look up French train schedules and book tickets, if necessary, [SNCF.com](#) or [Trainline.eu](#). Questions? See our information on taking trains in Europe [here](#) or [ask us](#).

### DEPARTURE INFO

**Your trip ends on the final day after breakfast.**

The below information will help you plan your departure. For more tips or other routes, you might like [Rome2Rio](#).

We suggest flying out of Paris Charles de Gaulle (CDG). Lyojn (LYS) is also a 4.5-5-hour trip away.

1. Taxi from the ending hotel to the Dijon Ville train station (10 min/EUR 15-20)
2. Train from Dijon to Paris Roissy Charles de Gaulle Airport (4.5-5 hours/fares vary)

## Bicycle Tours in France: Cycling Champagne and Burgundy

### Welcome to Reims

**Highlights** Champagne, Notre Dame de Reims

Reims is not only the capital of the Champagne region, but also home to the cathedral where the Kings of France were crowned since 987 A.D. Come early to explore the incredible cathedral and taste champagne from the many Maisons de Champagne. We'll meet this afternoon for a bike fitting and a quick spin along Reims' scenic canal. This evening join us to toast the start of our trip together with champagne of course!

### Loop ride from Reims

**Highlights** Bike paths; Champagne tasting

We leave Reims on a bike path this morning pedaling over rolling hills and through vineyards overlooking forests. The Montagne de Reims, where many of the Pinot Noir grapes are grown, is also home to an extensive national park. This evening we'll be back in Reims where we'll visit a famous Champagne producer and enjoy a tasting.

### Reims to Châlons en Champagne

**Highlights** Dom Perignon's stomping grounds, Châlons en Champagne

This morning we'll bicycle to the legendary birthplace of Champagne. Dom Perignon was a Benedictine monk here in the 17th century and made important advancements in wine making. Did he invent sparkling wine? Well that depends on who you ask. Our scenic route crosses through Hautvillers where he lived and worked, then joins up with the Canal a' la Marne into lovely Châlons en Champagne. This charming town will surprise you with its medieval and Gothic churches and half-timber houses from centuries past.

### DAY 1: Sun, May 26th

**Meals** Dinner

**Lodging**  Holiday Inn Reims - City Centre  
 Grand Hotel Continental

### DAY 2: Mon, May 27th

**Distance** 63 km (39 mi)

**Gain** 600 m (1968 ft)

**Terrain** Rolling

**Level** 2.5

**Meals** Breakfast

**Lodging**  Holiday Inn Reims - City Centre  
 Grand Hotel Continental

### DAY 3: Tue, May 28th

**Distance** 77 km (48 mi)

**Gain** 660 m (2165 ft)

**Terrain** Hilly

**Level** 3.5

**Meals** Breakfast, Dinner

**Lodging**  Hôtel Pasteur

## Bicycle Tours in France: Cycling Champagne and Burgundy

### Shuttle to Semur en Auxois - Saulieu

**Highlights** Burgundy, Guided visit of Semur en Auxois

Today we enter Burgundy. But before we get to the famous wine regions, we'll pedal through the western countryside, known for its down-to-earth people and natural beauty. After breakfast, we'll shuttle to Semur en Auxois. Semur is a charming town overlooking the Armoncon river. Our local guide will bring Semur's history to life as we wind through some of the town's most interesting sites. We're back on our bikes right after lunch pedaling through forests and tiny villages to Saulieu.

### DAY 4: Wed, May 29th


**Distance** 39 km (24 mi)

**Gain** 675 m (2214 ft)

**Terrain** Hilly

**Level** 3.0

**Meals** Breakfast, Dinner

**Lodging**  Hostellerie de la Tour d'Auxois

### Saulieu Loop

**Highlights** Parc Naturel Regional du Morvan

We'll be in Saulieu again tonight, so treat yourself to a rest day at the spa across the street and/or ride into the lake region of the Morvan Natural Park. Today's loop follows tiny roads through pastures, Christmas tree farms, and authentic villages to the center of the Morvan Natural Park. The visitors' center offers a scenic walk around the lake, gardens, and insight into the French Resistance, which was strong in this area.

### DAY 5: Thu, May 30th

**Distance** 53 km (33 mi)

**Gain** 779 m (2555 ft)

**Terrain** Hilly

**Level** 3.0

**Meals** Breakfast

**Lodging**  Hostellerie de la Tour d'Auxois

### Saulieu to Ste Sabine

**Highlights** Chateauneuf and its castle

We leave the Morvan Park today for a day filled with castles. Commarin Castle's roots go back to the 13th century and the castle's architecture reflects the stylistic changes over the centuries. The town of Chateauneuf is one of the loveliest you'll ever visit, and its imposing medieval castle is worth a visit. This evening we'll spend the night in the third castle of the day in the tiny village of Sainte Sabine. Take a splash in the pool and enjoy the surrounding park before a special dinner prepared by an award-winning chef.

### DAY 6: Fri, May 31st

**Distance** 58 km (36 mi)

**Gain** 653 m (2142 ft)

**Terrain** Hilly

**Level** 3.0

**Meals** Breakfast, Dinner

**Lodging**  Chateau Ste. Sabine

## Bicycle Tours in France: Cycling Champagne and Burgundy

### Sainte Sabine to Dijon

**Highlights** Burgundy Canal, Dijon

We pedal along the famous Canal de Bourgogne (Burgundy Canal) this morning to Dijon, another capital of an equally famous and delicious wine; Burgundy. Made with similar grapes as champagne, for many, Burgundy is the epitome of Pinot Noir and Chardonnay country. Dijon was also home to the Dukes of Burgundy. Burgundy was a powerful country in its own right until it was annexed by France in 1477. Take your time getting here, or plan to arrive in time for lunch at one of Dijon's wide array of cafés and restaurants. Start exploring Dijon this afternoon and we'll enjoy dinner together this evening.

### DAY 7: Sat, Jun 1st

**Distance** 50 km (31 mi)**Gain** 317 m (1040 ft)**Terrain** Mostly flat**Level** 1.0**Meals** Breakfast, Dinner**Lodging**  [Philippe Le Bon](#)

### Tour ends in Dijon

**Highlights** Dijon

There is more of Dijon to explore or Paris is under two hours away. Whatever you decide, enjoy and thanks for joining us.

### DAY 8: Sun, Jun 2nd

**Meals** Breakfast

**INCLUDED****BEFORE YOU LEAVE**

- Traveler Services: Assistance with arrival and departure, booking extra nights at your starting and ending tour hotels.
- Bicycle Tour Training programs designed specifically for your tour and fitness level.
- Tour Planning tips on what to pack, reading and movie lists, hotel recommendations and many other helpful tips.
- A complimentary gift of your choice.

**ON YOUR BICYCLE TOUR**

- Superb tour leaders who are great fun and also bilingual, bicultural experts, and avid cyclists. They're experienced to help you navigate confidently on and off the road.
- Comfortable lodging in 3-4 star hotels located in or near the town square with easy access to your favorite café (bar, gelato, espresso) of the day, always with a private bath.
- All breakfasts & at least half of your dinners each featuring multi-courses, fresh, seasonal specialties and wine or beer for dinners. See specific tour itineraries for details.
- On many tours we also have 1 or 2 lunches - see specific tour itineraries for details.
- Use of a high quality Titanium road bike, hybrid, or an aluminum tandem (aluminum road bikes or hybrid bikes in South America), geared specifically to cruise the flats and help ease you over the mountain. Our bikes come with an odometer so you can track your miles, an expandable rear rack pack to carry your stuff, and one water bottle that's yours to keep. Refer to our bikes page for full details.
- Full van support including: luggage shuttle, water and snack resupply, mechanical assistance, and rides for tired cyclists!

- Special events like wine tastings and cultural visits as described in the trip itinerary.
- All tips and gratuities at tour hotels and group meals.
- Unique and scenic routes, marked with our signature chalk dust arrows that ensure that you won't get lost and have the freedom to travel at your own pace.
- Daily mileage options—for those folks who just can't get enough cycling, we'll suggest optional routes off our marked course.
- Detailed route map, and informational sheets each day that tell you more about the area where you will be riding.
- All the fun (and more) that you expect from your vacation.

**WHAT'S NOT INCLUDED**

- Transportation to and from the bicycling tour including airfare, or train travel.
- Helmets - we ask that you bring your own to ensure the safest fit.
- Meals not listed in the itinerary
- Tour Leader gratuity (with the exception of Expeditions)

**AFTER YOUR BICYCLE TOUR**

- Deeply discounted tours with our Re-Cycle Program. Your fifth tour with us will be discounted by 50% of the average price of your previous four tours; your tenth tour will be discounted by 100% of the average price of your previous nine tours!

**LEVELS**

Travelers have different cycling abilities and preferences for the number of miles, elevation gain, and type of terrain they want on a bicycle tour. Our tour levels fall on a scale of 1 - 5. In addition to the overall tour level we have developed daily level summaries to provide an even more detailed look at what kind of cycling you can expect from each day on tour. You'll find all of the details including mileage, elevation gain, terrain and level for each day of the itinerary to help you better understand what to expect from your tour.

**LEVEL 1 - 1.5**

This day will be mostly flat and the distance will rarely exceed 30 km. Level 1 - 1.5 tours are suitable for beginner cyclists, those traveling by bicycle for the first time, or multi-generational groups with a desire for a nice and easy bike tour with plenty of opportunities to stop and enjoy the scenery.

- **Average daily mileage:** 15-30km. Be sure to check the day by day itinerary description for the tour you are considering for specific mileages.
- **Terrain:** Mostly flat with occasional gentle climbs at a grade of less than 3%, that are sustained for a maximum of 3km. There might be a steeper but short climb..

**LEVEL 2 - 2.5**

This day is ideal for riders newer to bicycle touring looking for a bit of a challenge, or for individuals who desire shorter days on the bike. On average, level 2 - 2.5 bike tours will ride 30-50 km per day on mostly rolling terrain.

- **Average daily mileage:** 30-50km. Be sure to check the day by day itinerary description for the tour you are considering for specific mileages.
- **Terrain:** Mostly rolling terrain around 3%. Presents multiple 3% to 4% climbs. May present an occasional steeper climb.

**LEVEL 3 - 3.5**

Level 3 - 3.5 tours are for active individuals (who run, bike, swim etc. on a regular basis) with the desire to cover longer daily distances on the bicycle. These tours are a great workout when you're riding as you will average 50-70 km daily with total gain of 2,000-2,800 ft. There will be multiple 4-6% climbs throughout the tour.

- **Average daily mileage:** 50-70km. Be sure to check the day by day itinerary description for the tour you are considering for specific mileages.
- **Terrain:** Multiple Climbs with grades of 4 - 6%.

**LEVEL 4 - 4.5**

Level 4 - 4.5 tours are for passionate cyclists or very active individuals. This level tour is great for cyclists looking to stay in shape and pedal hard they travel across regions or countries. Level 4 - 4.5 tours cover 70-90km daily with 2,800-3,600 ft of gain. Cyclists on a level 4 - 4.5 bicycle tour can expect multiple climbs, some climbs might be short and steep (6-8% for 1-3 km) while others may be sustained (6+ Km) at a 4-6% grade.

- **Average daily mileage:** 70-90km. Be sure to check the day by day itinerary description for the tour you are considering for specific mileages.
- **Terrain:** Presents multiple steep climbs (6% to 8% grades), 1 to 3km long. Alternatively, 4 - 6% grades for 6 kilometers or more.

**LEVEL 5 (EXPEDITIONPLUS!)**

Our ExpeditionPlus! tours designed for strong riders looking for the challenge of riding across countries or continents. Long daily mileages means limited van support so we recommended these tours for riders who feel confident that they can ride every mile.

- **Average daily mileage:** 120 km (75 miles). Be sure to check the day by day itinerary description for the tour you are considering for specific mileages.
- **Terrain:** Expect and be prepared for any and everything.

**REMEMBER**

It is almost always possible to adapt the day's ride to how you are feeling either by taking advantage of the support van, or asking tour leaders for additional mileage.

**Need More Miles?** On just about every day of every tour it is possible to add miles to the day. Just talk to your tour leader about the options.

**Need Fewer Miles?** If you aren't sure about your abilities or how much you want to ride remember the support van is available to offer snacks, encouragement, a lift over the next hill, or to the next hotel. You are on vacation and we're here to help make it perfect for you.

**Chalk Dust Arrows.** Remember, no matter what level of tour you choose ExperiencePlus! uses chalk dust arrows to mark our routes so riders can take the day at their own pace! Whether you prefer to stop at every gelateria, take a hundred photos a day, or push to achieve a new personal best you'll be happy on our tours.



**WHAT TO EXPECT****BICYCLES**

Your bike will be equipped with: a men's or women's saddle, a quick release style seat post adjustment, rear rack and expandable pack, pump, patch kit, spare tube, cable lock, cyclometer, rear lights, a water bottle cage (or two) and a water bottle (or two) and a bell. If you would like to bring your own pedals and shoes we recommend doing so—your tour leaders will install them during the bike fitting. We have flat pedals with or without cages available. For safety and hygiene reasons we recommend you bring your own helmet.

**Daily Routine (Procedures and Logistics)****DAYSHEETS**

Each day you'll receive a daysheet with information on the day's activities, meals and ride, which will be discussed during a briefing. The Daysheets also include Tour Leader phone numbers, hotel information and interesting historical and cultural information about sites that you may want to stop and see along the route. Your Tour Leaders will also post daily announcements in the hotel lobby with information about sightseeing in town or restaurant recommendations for dinners on your own as well as important information about breakfast, luggage down and "arrows down" time.

**NAVIGATING ON TOUR**

Daily we provide you with a highlighted route map. Of course, we also mark the route every day with our signature chalk dust arrows. Our arrows make navigating very easy—you may never need to look at the map! The arrows also allow you to ride at your own pace. There is no need to "keep up" with the group—this is your ride!

But what if it rains? What happens to the arrows? In a light rain, the arrows actually "set up" and become more permanent. In a heavy rain, they do wash away. If that happens, we'll re-group to cycle together for those who want to continue cycling while those who prefer to stay dry can shuttle.

For the tech-loving riders out there we offer the opportunity to download GPS tracks of most tour routes to your personal GPS device using RideWithGPS.com. Tracks available upon request three to four weeks prior to the departure.

**VAN SUPPORT**

Full van support including: luggage shuttle, water and snack resupply, mechanical assistance, and rides for tired cyclists!

**HOTELS**

We have carefully chosen all of our accommodations for their charm and location. They are typically small, family run hotels that offer you a glimpse into the local culture. We prefer hotels near interesting sites in the center of town located along the best cycling route in the area. Because many of the hotels are small not all of the rooms will be exactly the same. We keep this in mind and do our best to distribute rooms fairly by the end of the tour. Our itinerary lists our primary hotels. On rare occasions, listed hotels are subject to change.

**MEALS AND RESTAURANTS**

Breakfasts: we work hard to arrange complete breakfasts but some hotels still serve continental style breakfasts; cycling is energy intensive so we do recommend you plan for a morning or mid-morning snack on the road at a local café or market.

Water is OK in almost all hotels and in country fountains; if there is a problem, we will advise you.

We'll recommend lunch locations en route and most itineraries include a few group picnics. We limit the number of picnics so you don't feel pressured to be at a certain place in the middle of your ride.

Dinners together are often pre-planned and pre-ordered. We'll ask you if you have special dietary requirements. Pre-planned meals allow us to provide a variety of regional specialties and facilitate efficient service. Water, wine and beer are included.

**TIPPING YOUR TOUR LEADER TEAM**

If you feel your tour leader team has demonstrated great expertise and service, common practice within the travel industry is to tip. Tipping is voluntary and greatly appreciated, and gratuity amounts vary widely. Should you decide to leave a tip, as a guideline, we suggest 5% of the tour cost per traveler – this for the entire tour leader team, not each Tour Leader. If you'd like to show your gratitude for your Tour Leaders' excellent service you can give the tip to any member of the tour leader team, as they share it evenly. In order to avoid social tensions, we encourage you to tip as individuals and not as a group. If you feel your Tour Leaders did not quite meet your expectations, then we would like to know about it. You will also have the opportunity to leave your comments in our evaluation survey which we email to you after your trip.

**PHOTOS**

By reserving space on tour, you agree that ExperiencePlus! may use, re-use and reproduce any images, photos or videos sent to us, or taken by our guides or travelers free of charge and without your right to inspection. If you do not want us to use any images of you on tour, you must inform



## CHECKLIST

### TO DO ONCE YOU'VE BOOKED!

- Read through your Reservation Confirmation Email, it has important information to help you plan your trip!
- Check the date on your passport. The expiration date should extend three months past your date of return to your home country.
- Complete the Customer Information Form:  
<https://www.experienceplus.com/blog/travel-planning/customer-information-form/>
- We recommend you take out travel insurance. Find details  
at <https://www.experienceplus.com/blog/travel-planning/travel-insurance/>
- Download the bicycle training program: <https://www.experienceplus.com/blog/travel-planning/bicycle-tour-training/>
- Peruse our country-specific Travel Planning Pages: <https://www.experienceplus.com/blog/travel-planning/>

### 6 TO 3 MONTHS PRIOR TO TOUR START DATE

- Check the online itinerary of your trip and review the arrival and departure information under the "Travel Information" tab to see meeting place and time, if a reservation on a complimentary ExperiencePlus! Shuttle (if applicable) is required, and other important information to help you plan your arrival and departure.
- Reserve your flights after you know you have a confirmed tour departure. Please check with our office if you do not know if your trip is confirmed.
- Book your pre and post-tour hotel nights.
- 12 weeks before your tour begin your training program  
<https://www.experienceplus.com/blog/travel-planning/bicycle-tour-training/>.
- Final payment is due 90 days (120 days for Bike & Barge/Boat tours) prior to the tour start. Please refer to your Deposit Payment Invoice and the Final Payment Reminder e-mail you have received for detailed instructions.

### 6 TO 2 WEEKS PRIOR TO TOUR START DATE

- Start reading one of the books or watching one of the movies from our Reading and Movie List you'll find on the country-specific Travel Planning Pages: <https://www.experienceplus.com/blog/travel-planning/>.
- Plan what you are going to pack and start packing! Refer to the Packing Lists on our website at <https://www.experienceplus.com/blog/travel-planning/packing/>.
- We'll email your Hotel Itinerary, the Participant Roster, names and contact information of your Tour Leaders and other important departure information about 30 days prior to departure.

### DAY OF YOUR FLIGHT

Get as much sleep on the plane as you can. Pack one day of cycling gear in your carry-on. See you soon!