

## Bicycle Tours in Germany: Bicycling the Danube from Germany to Vienna

### OVERVIEW



Join us on a bicycle tour that follows the Danube River, from Germany to Vienna. Enjoy long, leisurely rides along the longest river in Europe. We'll bike through farm villages, picture-perfect Medieval German towns and the vineyards of the Danube in Austria. Along our bicycle route we'll have time to visit historic Abbeys and cathedrals in towns such as Regensburg, Passau, Linz, and Melk.

\*\*\*If this sounds great but you'd like a longer tour, check out our [Bicycling the Danube from Germany to Budapest tour](#).\*\*\*

### HIGHLIGHTS

Bicycling along Europe's largest river, Vienna, vineyards of the Danube, bike paths in Germany and Austria

### TOUR FACTS

<b>Tour Style</b>	 Classic: Learn more about our Classic tours at <a href="https://www.experienceplus.com/tours/bike-tour-styles/classic-tours">https://www.experienceplus.com/tours/bike-tour-styles/classic-tours</a>
<b>Includes</b>	Use of a quality 27-30 speed bicycle; 8 days, 7 nights accommodation; 5 dinners with wine or beer, all breakfasts; wine tasting.
<b>Countries</b>	Austria, Germany
<b>Begin/End</b>	Regensburg, Germany / Vienna, Austria
<b>Arrive/Depart</b>	Munich Airport (MUC), Nüremberg (NUE), or Frankfurt am Main Airport (FRA), Germany / Vienna Int'l Airport (VIE), Austria
<b>Total Distance</b>	511 km (315 miles)
<b>Avg. Daily Distance</b>	Average per riding day 83 km (51 miles) per riding day
<b>Tour Level</b>	 Mostly flat cycling (with optional short climbs) using a combination of cycling paths and roads. Some days have longer mileages of 80 km (50 miles).
<b>Keep in Mind</b>	We work hard to maintain consistency across all of our tours, but some trips have unique differences. Here are some things to keep in mind about this tour. Due to long stretches on bike paths on certain days, van support may be limited.

**Please Note:** We may have small itinerary changes to this trip after you download this PDF document. If you have booked this trip and there are major changes, including changes to towns or activities, we'll email you directly. However, you should always be sure to refer to the  [online itinerary](#) for the most up-to-date trip information including arrival and departure tips before you depart for your trip:

<https://www.experienceplus.com/guided-bike-tours/germany/danube-germany-vienna>

## Bicycle Tours in Germany: Bicycling the Danube from Germany to Vienna

### DATES & PRICES

**Dates**                      **Price**                      **Single Supplement\***

\*We are happy to match solo travelers who would like to share a room with someone of the same gender. If no match exists, due to hotel pricing, we will charge 50% of the single supplement rate. This fee will be collected at the time of the final payment. If a roommate assignment is available this fee will be refunded at the conclusion of the tour.

### DAILY RIDE SUMMARY

Day	Distance/Gain	Terrain	Day Level	Notes
1	Test ride			
2	76km / 434m (48mi / 1424ft)	Gentle	▶▶▶▶▶	
3	78km / 513m (49mi / 1683ft)	Gentle	▶▶▶▶▶	
4	102km / 680m (63mi / 2230ft)	Gentle	▶▶▶▶▶	
5	67km / 442m (42mi / 1450ft)	Rolling hills	▶▶▶▶▶	
6	90km / 543m (56mi / 1781ft)	Gentle	▶▶▶▶▶	
7	97km / 496m (60mi / 1627ft)	Gentle	▶▶▶▶▶	
8	Last day			

## Bicycle Tours in Germany: Bicycling the Danube from Germany to Vienna

### ARRIVAL INFO

**Meeting time 2 p.m. - on Day 1, meet your fellow cyclists and Tour Leaders at the Day 1 Hotel specified on your itinerary.**

**Note:**

As you are planning, remember that the hotels listed in our itineraries are our primary hotels and are - in rare cases - subject to change. Before you make arrangements, **check with us** if your tour departure is guaranteed. If your tour departure is out further than 6 months, please also check with us as there might be slight changes to the itinerary.

The below information will help you plan your arrival. For more tips or other routes, you might like [Rome2Rio](#). The fare and timing information listed below is approximate.

We recommend flying into the Munich Airport (MUC). You can also fly into the Frankfurt Airport (FRA).

#### **If you arrive at Munich and continue to Regensburg**

- [Airport Shuttle Bus](#) from the Munich Airport to the Day 1 Hotel (1.5 hours/Fares vary).

#### **If you arrive at Frankfurt and continue to Regensburg**

1. \*Train from Frankfurt am Main Flughafen to Regensburg Hbf (3.5-4 hours/fares vary)
2. Taxi from Regensburg central station to the Day 1 Hotel (5 min/EUR 6)

**\*Note:** Depart from the AIRail Terminal, next to Terminal 1. Frankfurt Airport is a very busy transportation hub and it is advisable to purchase train tickets with a seat reservation in advance. If you buy a flexible ticket in advance and miss your intended train, it still means that you will have to purchase a new seat reservation separately upon arrival. Purchasing your ticket and seat reservations upon arrival does offer the most flexibility. However, if trains are full, you will have to wait.

### DEPARTURE INFO

**Your trip ends on the final day after a guided walk of Vienna around 12:30 p.m., back at the hotel.**

We recommend booking your homebound flight for the next day.

The below information will help you plan your departure. For more tips or other routes, you might like [Rome2Rio](#).

We recommend flying out of the Vienna Airport (VIE).

#### **From the Ending Hotel to the Vienna Airport**

- Taxi (40 min/EUR 45 regular/EUR 35 pre-booked: <http://www.flughafentaxi-wien.at/>)
- or walk 1 min to [Volkstheater metro station](#). Metro U3 bound for Simmering (5 min/EUR 5), exit at Wien Mitte to take or [CAT](#) to airport (16 min/EUR 11).

## Bicycle Tours in Germany: Bicycling the Danube from Germany to Vienna

### Arrive in Medieval Regensburg

**Highlights** Northernmost point of Danube River; Medieval center; welcome dinner together

Meet us today in Regensburg, easily reached by train from the nearby airports of Frankfurt and Munich. Our starting point was a Roman outpost under Marcus Aurelius in 179 AD and marks both the northernmost point of the Roman Empire in Germany and the northernmost extent of the Danube. Its Medieval center is wonderfully preserved. We'll enjoy a welcome dinner together tonight. Test ride along the Danube for as long as you'd like.

### DAY 1

**Meals** Dinner

**Lodging**  Hotel Muenchner Hof

### Regensburg to Niederwinkling

**Highlights** Walhalla Temple, and the Bavarian Countryside

Our first ride today takes us through more Roman settlements and into the Bavarian countryside lifestyle. Take a challenge and climb up to Walhalla Temple. It is not far and you are rewarded with the view back up the river to Regensburg and to the south-east where our ride will take us. Stop for snack at one of the small bakeries or butchers shops. Our destination today is one of these picturesque rural towns.

### DAY 2

**Distance** 76 km (48 mi)

**Gain** 434 m (1424 ft)

**Terrain** Gentle

**Level** 

**Meals** Breakfast, Dinner

**Lodging**  Hotel Buchners

### Niederwinkling to Passau

**Highlights** Benedictine Monasteries at Metten, Passau and the Inn River

You'll see two Benedictine monasteries today, including one in Metten. Bibliophiles will want to stop for a tour of the library in the Abbey of St. Michael of Metten which features 160,000 volumes including one of the earliest bibles printed in Germany and a 1493 "Nuremberg Chronicle," one of the earliest world history books printed in German and Latin. You'll pass another Benedictine Monastery as you leave Deggendorf on your way to Passau, the gateway to Austria. In Passau the Danube nearly doubles in size, as it is joined by the Inn River. Take time this afternoon to visit Passau's Saint Stephan's Cathedral which houses the largest organ outside of the United States.

### DAY 3

**Distance** 78 km (49 mi)

**Gain** 513 m (1683 ft)

**Terrain** Gentle

**Level** 

**Meals** Breakfast

**Lodging**  Hotel Weisser Hase

**Bicycle Tours in Germany: Bicycling the Danube from Germany to Vienna****Passau to Linz, Austria**

**Highlights** Crossing the border to Austria, spectacular part of the Danube valley, boat ride on the Danube.

The Danube River and the valley it has formed shape the central transportation artery of Austria. Today and tomorrow you'll ride through the heartland of Austria. Castles perch above the river as we ride one of the most popular routes in Europe. Take time to explore the Ars Electronica Museum in Linz, also known as the museum of the future as it tries to bridge the gap between art, science and technology.

**DAY 4**

**Distance** 102 km (63 mi)  
**Gain** 680 m (2230 ft)  
**Terrain** Gentle  
**Level**   
**Meals** Breakfast  
**Lodging**  [Hotel Wolfinger](#)

**Linz to Bad Kreuzen**

**Highlights** Farmland and vineyards, Danube bike paths, Mauthausen Concentration Camp

You'll leave the river valley to reach your destination today - the modern lodge castle Kreuzen with a beautiful view and Kneipp spa. Those who wish can take time to visit the Mauthausen Concentration Camp. The experience is powerful and sobering as you walk up and down the 186 "death stairs." Over 130,000 people were killed here including Jews, Italians, Russian POWs, criminals, and political prisoners.

**DAY 5**


**Distance** 67 km (42 mi)  
**Gain** 442 m (1450 ft)  
**Terrain** Rolling hills  
**Level**   
**Meals** Breakfast, Dinner  
**Lodging**  [Burg Kreuzen](#)

**Bad Kreuzen to Dürnstein**

**Highlights** Vineyards of the Danube, Abbey in Melk, wine tasting

On your way to Dürnstein you'll enter the heartland of Austrian wine country. Stop, photograph, and visit the spectacular baroque Abbey of Melk. A beautiful ride leads you through the medieval villages of the Wachau (UNESCO World Heritage site). You'll visit the cellar and vineyards of one of the area's best producers, and taste some of the traditional white wines they produce.

**DAY 6**

**Distance** 90 km (56 mi)  
**Gain** 543 m (1781 ft)  
**Terrain** Gentle  
**Level**   
**Meals** Breakfast, Dinner  
**Lodging**  [Hotel Richard Löwenherz](#)

**Bicycle Tours in Germany: Bicycling the Danube from Germany to Vienna****Dürnstein to Vienna**

**Highlights** Vienna, former capital of the Austro-Hungarian Empire

Enjoy an easy, but long day along the Danube today. You'll reach Vienna via a complex system of bicycle paths that lead directly to your hotel. Vienna is the largest city in Austria and one of Europe's leading musical centers. It was first a Roman and Celtic settlement, but as the Austro-Hungarian Empire rose to prominence, magnificent Medieval and Baroque architecture became especially prevalent.

**DAY 7**

**Distance** 97 km (60 mi)

**Gain** 496 m (1627 ft)

**Terrain** Gentle

**Level** 

**Meals** Breakfast, Dinner

**Lodging**  [Hotel 25Hours at MuseumsQuartier](#)

**Bicycle tour ends in Vienna**

**Highlights** Guided Walk of Vienna

Be sure to stick around this morning as we'll offer a guided walk of Vienna. We recommend staying a few days to explore this fabulous city. Meals: Bif this sounds great but you'd like a longer tour, check out our Bicycling the Danube from Germany to Budapest tour.

**DAY 8**

**Meals** Breakfast

**INCLUDED**

**WHAT'S INCLUDED**

When you book a tour with ExperiencePlus! our goal is to ensure your only focus each day is to hop on your bike and explore scenic cycling routes in new destinations. Inclusions may differ depending on which tour style you pick but all ExperiencePlus! tours include the three most important aspects of a guided bike tour.

- Superb tour leaders who are fun and multilingual, bi-cultural experts, and cycling enthusiasts. They will support you and help you navigate confidently on and off the road.
- High quality bikes selected for the terrain you are cycling on and correct bike fitting to ensure comfortable cycling. More details on our bikes page: <https://www.experienceplus.com/what-to-expect/our-bikes/>
- Thoughtfully designed itineraries and routes that take advantage of stunning cycling destinations and the freedom of bicycle travel.

**PRE-TRIP SUPPORT**

- Bicycle training programs designed specifically for your tour and fitness level.
- Planning tips on what to pack, hotel recommendations and other helpful details from our Travel Planning Pages: <https://www.experienceplus.com/blog/travel-planning/>
- A gift of your choice (cycling jerseys, socks, or a t-shirt) as our way of saying thanks for choosing ExperiencePlus!
- \*Traveler services including assistance booking extra nights at the tour starting and ending hotels. (\*Not included on Explorer Tours.)
- See "What's Included" for tour-specific inclusions and be sure to check the "Keep in mind" section under "Tour Summary" online.

**BICYCLES**

For a full list of what's included with your bike see our bikes page (<https://www.experienceplus.com/what-to-expect/our-bikes/>) . If you would like to bring your own pedals and shoes we recommend doing so. On Explorer tours we include a GPS device on all bikes. We ask that you bring your own helmet to ensure the best fit. Please ask if you would like us to provide you with a gently used helmet and we will do so.

**NAVIGATING, DAYSHEETS AND VAN SUPPORT:**

Each day you'll receive a daily briefing with a highlighted route map. About 14 days prior to your tour, we will provide you with access to RideWithGPS Experiences, our platform

to distribute information on each tour day's activities, meals and ride, as well as GPS-routes.

Daily information also includes Tour Leader phone numbers, hotel information and interesting historical and cultural information. On Classic, Bike and Boat, Spotlight and Expedition tours we also navigate using our signature chalk dust arrows. Our arrows make navigating very easy—you may never need to look at the map. On Explorer tours the terrain and destinations are not always conducive to using chalk arrows so we'll ride as a group or you can navigate on your own with the GPS tracks. On tour you will have a support van providing water and snack resupply, mechanical assistance, a lift for tired cyclists, and luggage transfers. On some itineraries the van will not be able to follow sections of the route that stray from the road for example onto cycling paths.

On tour you will have a support van providing water and snack resupply, mechanical assistance, a lift for tired cyclists, and luggage transfers. On some itineraries the van will not be able to follow sections of the route that stray from the road for example onto cycling paths.

**Need More Miles?** On many days it is possible to add miles to the day, just talk to your tour leader about your options.

**Need Fewer Miles?** If you aren't sure about your abilities or how much you want to ride remember the support van is available to offer snacks, encouragement, a lift over the next hill, or to the next hotel. You are on vacation and we're here to help make it perfect for you.

**TIPPING YOUR TOUR LEADER TEAM:**

If you feel your tour leader team has demonstrated great expertise and service, common practice within the travel industry is to tip. Tipping is voluntary and greatly appreciated, and gratuity amounts vary widely. Should you decide to leave a tip, as a guideline, we suggest 5% of the tour cost per traveler – this is for the entire tour leader team, not each tour leader. You can give the tip to any member of the tour leader team, as they share it evenly. In order to avoid social tensions, we encourage you to tip as individuals and not as a group. If you feel your tour leaders did not quite meet your expectations, please let us know. \*Tips are included in Expedition pricing.

**PHOTOS:**

By reserving space on tour, you agree that ExperiencePlus! may use, re-use and reproduce any images, photos or videos sent to us, or taken by our guides or travelers free of charge and without your right to inspection. If you do not want us to use any images of you on tour, you must inform your tour leader in writing at the start of the tour.

**STYLES** **OUR TOUR STYLES**

We realize that one size does not fit all and there are as many ways to travel by bike as there are different types of cyclists and travelers. No matter what you are looking for in a cycling vacation, we have a tour with just the right pace for you.

**Classic Tours:** Dream of traveling through a region by bike? then our Classic style bike tours are for you! Our unique chalk arrows lead the way as you explore small villages and world-class cities while traveling at your own pace.

- Tour Length: 7-15 days
- Hotels: 3-4 stars, most itineraries include at least one two-night stay at the same hotel.
- Road Type: Pavement, bike paths.
- Multi-night Stays: Occasionally
- Navigation: Chalk Arrows
- Price: \$\$\$
- Tour Levels: 1-4.5

**Explorer Tours:** Travel further off the beaten path - we let the destination dictate where we ride, not the road surface.

- Tour Length: 7-8 days
- Hotels: 2-3 stars, occasional multi-night stays at the same hotel.
- Road Type: 30-50% gravel or hard-packed dirt, the rest pavement.
- Multi-night Stays: Occasionally
- Navigation: Group riding and GPS
- Price: \$\$
- Tour Levels: 1-4

**Spotlight Tours:** Multi-nights stays, loop rides, choose from a selection of activities or enjoy hotel amenities during your free time.

- Tour Length: 6-7 days
- Hotels: 3-5 stars, typically 3-nights spent in one hotel and 2-nights in the other.
- Road Type: Pavement
- Multi-night Stays: Min 2 night stays
- Navigation: Chalk Arrows
- Price: \$\$\$
- Tour Levels: 1-4

**Bike and Boat Tours:** Spend days cycling and your evenings relaxing on a private boat as you cruise to your next port.

- Tour Length: 7-8 days, some itineraries have land-based extensions available.
- Barge/Boat: 3-4 star, same cabin for the entire boat trip.
- Road Type: Pavement
- Navigation: Chalk Arrows
- Price: \$\$\$
- Tour Levels: 1-4

**Expedition Tours:** Multi-week tours where you spend long days on the bike with the added satisfaction of pedaling across multiple countries.

- Tour Length: 15-40 days
- Hotels: 2-4 stars, typically there is a 2-night hotel stay every 5-7 days.
- Road Type: Pavement with occasional hard-packed dirt or gravel.
- Multi-night Stays: On rest days
- Navigation: Chalk Arrows
- Price: \$\$\$
- Tour Levels: 4-5



**LEVELS**

We know that travelers have different cycling abilities and preferences for the number of miles, elevation gain, and type of terrain they want on a bicycle tour. We have rated each day of our tours on a scale of 1-5. Our Tour Level's are an average of the day rating on tour. We recommend looking at the daily summary on the PDF and Website Itinerary to see details about each day's ride.

**LEVEL 1 - 1.5**

Level 1 - 1.5 days will be mostly flat and the distance will rarely exceed 50 km. Level 1 - 1.5 tours are suitable for beginner cyclists, those traveling by bicycle for the first time, or multi-generational groups with a desire for a nice and easy bike tour with plenty of opportunities to stop and enjoy the scenery.

- **Average daily mileage:** 20 - 50 km. (12-30 miles) Be sure to check the day by day itinerary description for the tour you are considering for specific mileages.
- **Gain:** 0-400 M (0-1200 ft)
- **Terrain:** Mostly flat with occasional gentle climbs at a grade of less than 3%, that are sustained for a maximum of 3km. There might be a steeper but short climb.

**LEVEL 2 - 2.5**

Level 2 - 2.5 days are ideal for riders newer to bicycle touring looking for a bit of a challenge.

- **Average daily mileage:** 30-60 km (18 - 38 miles). Be sure to check the day by day itinerary description for the tour you are considering for specific mileages.
- **Gain:** 400 - 600 m (1200 - 2000 ft)
- **Terrain:** Mostly rolling terrain around 3%. Presents multiple 3% to 4% climbs. May present an occasional steeper climb.

**LEVEL 3 - 3.5**

Level 3 - 3.5 days are great for active individuals (who run, bike, swim etc. on a regular basis).

- **Average daily mileage:** 50-70km (30-45 miles). Be sure to check the day by day itinerary description for the tour you are considering for specific mileages.
- **Gain:** 600 - 900m (2000 - 2800 ft)
- **Terrain:** Multiple Climbs with grades of 4 - 6%.

**LEVEL 4 - 4.5**

Level 4 - 4.5 days are the best riding days for avid cyclists or very active individuals who are excited to challenge themselves on a bike.

- **Average daily mileage:** 70-90km (45-55 miles) Be sure to check the day by day itinerary description for the tour you are considering for specific mileages.
- **Gain:** 900-1000m (2800-3600 ft)
- **Terrain:** Presents multiple steep climbs (6% to 8% grades), 1 to 3km long. Alternatively, 4 – 6% grades for 6 kilometers or more.

**LEVEL 5 (EXPEDITION)**

Our Expedition tours designed for strong riders looking for the challenge of riding across countries or continents. Long daily mileages mean limited van support so we recommend these tours for riders who feel confident that they can ride every mile.

- **Average daily mileage:** 120 km (75 miles). Be sure to check the day by day itinerary description for the tour you are considering for specific mileages.
- **Gain:** 500-2000 m (1600- 6500 ft)
- **Terrain:** Expect and be prepared for any and everything.

**REMEMBER**

A tour level is the average of the days so we recommend you look at the day level on each day of the itinerary to help you better understand what to expect from your tour.

## CHECKLIST

### TO DO ONCE YOU'VE BOOKED!

- Read through your Reservation Confirmation (link sent to you by e-mail), it has important information to help you plan your trip!
- Check the date on your passport. The expiration date should extend three months past your date of return to your home country.
- Complete the Customer Information Form: <https://www.experienceplus.com/blog/travel-planning/customer-information-form/>
- We recommend you take out travel insurance. Find details at <https://www.experienceplus.com/blog/travel-planning/travel-insurance/>
- Choose a bicycle training program: <https://www.experienceplus.com/blog/travel-planning/bicycle-tour-training/>
- Peruse our country-specific Travel Planning Pages: <https://www.experienceplus.com/blog/travel-planning/>

### 6 TO 3 MONTHS PRIOR TO TOUR START DATE

- Review the arrival and departure information under the "Travel Information" tab to see meeting place and time, if a reservation on a complimentary ExperiencePlus! Shuttle (if applicable) is required, and other important information to help you plan your arrival and departure.
- Reserve your flights after you know you have a confirmed tour departure. Please check with our office if you do not know if your trip is confirmed.
- Book your pre and post-tour hotel nights.
- Begin your chosen training program
- Final payment is due 90 days (120 days for Bike & Barge/Boat tours) prior to the tour start. Please refer to your Deposit Payment Invoice and the Final Payment Reminder e-mail you have received for detailed instructions.

### 6 TO 2 WEEKS PRIOR TO TOUR START DATE

- Start reading one of the books or watching one of the movies from our Reading and Movie Lists: <https://www.experienceplus.com/blog/travel-planning/>.
- Plan what you are going to pack and start packing! Refer to the Packing Lists on our website at <https://www.experienceplus.com/blog/travel-planning/packing/>
- We'll email you your access code to Digital Daysheets, Hotel Itinerary, Participant Roster, names and contact information of your Tour Leaders, emergency phone numbers, and other important departure information about 2 weeks prior to your tour start date. All this will be provided to you via a feature called Experiences via the RideWithGPS App (tracks available but not necessary for navigation on Classic, Expedition, Spotlight and Bike & Boat tours).

### DAY OF YOUR FLIGHT

Get as much sleep on the plane as you can. Pack one day of cycling gear in your carry-on just in case. See you soon!