

## Bicycle Tours in Italy: **Bicycling Venice and the Dolomites**



### OVERVIEW


Italy's eastern Alps, the Dolomites, are some of the world's most dramatic mountains and they straddle a cultural boundary that gives us the best of Italian and Austrian-German cuisine. Explore this beautiful and unique corner of Italy. The tour begins with a few days of rolling terrain in preparation of our arrival to the South Tyrol area where you'll have the opportunity to bicycle the 4 passes of the Sella Massif. You will also enjoy a wonderful wine tasting, a visit to a unique bicycle museum, and the amazing Palladian Villa, Villa Barbaro. If you love being in the mountains, this is the bicycle tour for you.

### HIGHLIGHTS

- Italian and Austrian-German culture and food
- Mountain town of Cortina
- Riding the Sella Massif
- Spectacular Val Badia
- Palladio's masterpiece, Villa Barbaro

### TOUR FACTS

<b>Tour Style</b>	 : Learn more about our tours at <a href="https://www.experienceplus.com/tours/bike-tour-styles/-tours">https://www.experienceplus.com/tours/bike-tour-styles/-tours</a>
<b>Includes</b>	10 days, 9 nights' accommodation; 6 dinners with wine, all breakfasts; 1 wine-tasting
<b>Countries</b>	Italy
<b>Begin/End</b>	Venice/Brunico
<b>Arrive/Depart</b>	Venice Marco Polo Int'l Airport (VCE)/Venice, Innsbruck Kranebitten Airport (INN) or Munich Airport (MUC)
<b>Total Distance</b>	460 km (284 miles)
<b>Avg. Daily Distance</b>	Average per riding day 58 km (35 miles) per riding day
<b>Tour Level</b>	 Fairly flat cycling to start and then longer climbs in the mountains with options to train and shuttle.

**Please Note:** We may have small itinerary changes to this trip after you download this PDF document. If you have booked this trip and there are major changes, including changes to towns or activities, we'll email you directly. However, you should always be sure to refer to the  **online itinerary** for the most up-to-date trip information including arrival and departure tips before you depart for your trip:

<https://www.experienceplus.com/guided-bike-tours/italy/cycling-venice-and-dolomites>

## Bicycle Tours in Italy: Bicycling Venice and the Dolomites

### DATES & PRICES

Dates	Price	Single Supplement*
-------	-------	--------------------

\*We are happy to match solo travelers who would like to share a room with someone of the same gender. If no match exists, due to hotel pricing, we will charge 50% of the single supplement rate. This fee will be collected at the time of the final payment. If a roommate assignment is available this fee will be refunded at the conclusion of the tour.

### DAILY RIDE SUMMARY

Day	Distance/Gain	Terrain	Day Level	Notes
1				
2				
3				
4				
5				
6				
7				
8				
9				
10				

## Bicycle Tours in Italy: **Bicycling Venice and the Dolomites**

### Arrive Venice, Italy

### DAY 1

**Highlights** The Lido of Venice, dinner at a trattoria

**Meals** Dinner

Welcome to Venezia! You really should try and come a day or two early to explore this unique city before we begin our bike ride to the Dolomites. Meet this afternoon at our hotel on the Lido of Venice where we'll fit your bicycles. Tonight after our introductory aperitif we will walk to dinner together in a small trattoria on the Lido. Distance: Test Ride. Meals D Lodging: Hotel Biasutti

### Bicycle Venice to Treviso around the Lagoon

### DAY 2

**Highlights** Lidos (sandbars) of Venice, quiet levee roads, Roncade Castle, Treviso

**Meals** Breakfast, Dinner

After a leisurely breakfast, we will catch a ferry north to the Lido di Cavallino and ride along this long sandbar. You'll follow the River Sile as you cycle around the Venetian Lagoon heading north to Treviso. Distance: 92 km (56 mi). Meals: B Lodging: Villa Pace Park Hotel Bolognese

### Cycling from Treviso to just outside Valdobbiadene

### DAY 3

**Highlights** Palladian villa, Prosecco wine tasting this evening

**Meals** Breakfast, Dinner

Today you'll head north out of the plains and toward the foothills of the Alps. Along the way stop to visit the Villa Barbaro, Andrea Palladio's architectural masterpiece, and though it is typically closed to the public it will be open for our visit. The day's ride ends near Valdobbiadene, home of Prosecco, one of Italy's finest sparkling wines which you'll sample tonight. Distance: 60 km (37 miles). Meals B, D Lodging: Hotel dei Chiostri

## Bicycle Tours in Italy: **Bicycling Venice and the Dolomites**

### **Valdobbiadene area to Belluno**

### **DAY 4**

**Highlights** Foothills of the alps; visit a unique bicycle museum

**Meals** Breakfast

The landscapes are changing quickly now as the mountains grow closer with each pedal stroke. Relax and spin your way through farmlands and small villages. There is a wonderful bicycle museum in Cesiomaggiore that is worth a stop. Distance: 81 km (50 miles). Meals: B Lodging: Albergo delle Alpi

### **Belluno to Cortina**

### **DAY 5**

**Highlights** Train ride into Italian Alps, great bike path into Cortina with a picture perfect landscape

**Meals** Breakfast, Dinner

Begin the day with a shuttle into the Dolomites, after that it's a scenic ride to Cortina along an old railroad grade that is now a bike path. Have lunch in town, or take the cable car and picnic in the mountains before heading back to town. The hotel tonight is located in the heart of Cortina. Distance: 36 km (22 miles). Meals: B, D Lodging: June departure - Hotel Cortina. July departure - Hotel Aquila

### **Loop ride from Cortina to Lake Misurina**

### **DAY 6**

**Highlights** Spectacular Alpine scenery, Passo Tre Croci, Lake Misurina

**Meals** Breakfast

Passo tre Croci awaits! Today you'll climb your first (of six, or seven!) passes in the Dolomites. Delight in great views of Mount Cristallo, and stop for a snack on the shores of Lake Misurina and delight in a tranquil moment to gaze at views of the Dolomites reflected in the crystalline waters. From the lake you have the option to climb Le Tre Cime di Lavaredo, or enjoy a downhill ride back to Cortina. Distance: 43-56 km (27-35 miles). Meals: B Lodging: June departure - Hotel Cortina. July departure - Hotel Aquila

## Bicycle Tours in Italy: **Bicycling Venice and the Dolomites**

### **Cortina to Val Badia, Corvara**

### **DAY 7**

**Highlights** Spectacular Alpine scenery, cable car ride for lunch on top of the Dolomites

**Meals** Breakfast, Dinner

Another day another pass! You'll take on Passo Falzarego this morning - a beautiful ride featuring heart-stopping views. At the top of the pass take a cable car ride further up the mountain for a picnic lunch, or head downhill to a restaurant in town. Distance: 37 km (23 miles). Meals: B, D Lodging: June departure - La Villa Hotel Dolasilla . July departure - Hotel Col Alto Corvara

### **Sella Massif**

### **DAY 8**

**Highlights** One of bicycling's classic rides, the historic four passes surrounding Sella Massif

**Meals** Breakfast, Dinner

This morning you have the opportunity to pedal the classic Sella Massif on the Dolomite High Road. This 53 km loop features 6,500 feet of climbing over 4 famous passes and has been a regular feature of the Giro d'Italia. Distance: Up to 53 km (33 miles). Meals: B, D Lodging: June departure - La Villa Hotel Dolasilla . July departure - Hotel Col Alto Corvara

### **Brunico**

### **DAY 9**

**Highlights** Brunico, Alpine villages, special farewell dinner

**Meals** Breakfast, Dinner

The Badia Valley is home to small alpine villages and views that extend to the Austrian Alps in the north. Our destination is the charming alpine town of Brunico. If the day doesn't feel complete without climbing a pass there is no need to worry. You can take the challenging ride to the top of Stalle Pass and the border of Austria. Otherwise, spend the afternoon exploring the narrow streets and the perched castle overlooking Brunico. Tonight we'll have a festive final dinner to celebrate our ride. Distance: 57 km (35 miles). Meals: B, D Lodging: June - Hotel Post . July - Hotel Goldene Rose

**Bicycle Tours in Italy: Bicycling Venice and the Dolomites****Brunico****DAY 10**

**Highlights** Farewell to the group and on with your travels

**Meals** Breakfast

After breakfast together, we'll say good-bye to our Dolomites' cycling adventure. Trains head north to Austria and Munich or south to Milan, Rome, and Venice. Or, stay in the Dolomites and spend a few days hiking; it is well worth it! Meals: B

**INCLUDED**

**WHAT'S INCLUDED**

When you book a tour with ExperiencePlus! our goal is to ensure your only focus each day is to hop on your bike and explore scenic cycling routes in new destinations. Inclusions may differ depending on which tour style you pick but all ExperiencePlus! tours include the three most important aspects of a guided bike tour.

- Superb tour leaders who are fun and multilingual, bi-cultural experts, and cycling enthusiasts. They will support you and help you navigate confidently on and off the road.
- High quality bikes selected for the terrain you are cycling on and correct bike fitting to ensure comfortable cycling. More details on our bikes page: <https://www.experienceplus.com/what-to-expect/our-bikes/>
- Thoughtfully designed itineraries and routes that take advantage of stunning cycling destinations and the freedom of bicycle travel.

**PRE-TRIP SUPPORT**

- Bicycle training programs designed specifically for your tour and fitness level.
- Planning tips on what to pack, hotel recommendations and other helpful details from our Travel Planning Pages: <https://www.experienceplus.com/blog/travel-planning/>
- A gift of your choice (cycling jerseys, socks, or a t-shirt) as our way of saying thanks for choosing ExperiencePlus!
- \*Traveler services including assistance booking extra nights at the tour starting and ending hotels. (\*Not included on Explorer Tours.)
- See "What's Included" for tour-specific inclusions and be sure to check the "Keep in mind" section under "Tour Summary" online.

**BICYCLES**

For a full list of what's included with your bike see our bikes page (<https://www.experienceplus.com/what-to-expect/our-bikes/>) . If you would like to bring your own pedals and shoes we recommend doing so. On Explorer tours we include a GPS device on all bikes. We ask that you bring your own helmet to ensure the best fit. Please ask if you would like us to provide you with a gently used helmet and we will do so.

**NAVIGATING, DAYSHEETS AND VAN SUPPORT:**

Each day you'll receive a daily briefing with a highlighted route map. About 14 days prior to your tour, we will provide you with access to RideWithGPS Experiences, our platform

to distribute information on each tour day's activities, meals and ride, as well as GPS-routes.

Daily information also includes Tour Leader phone numbers, hotel information and interesting historical and cultural information. On Classic, Bike and Boat and Expedition tours we also navigate using our signature chalk dust arrows. Our arrows make navigating very easy—you may never need to look at the map. On Explorer tours the terrain and destinations are not always conducive to using chalk arrows so we'll ride as a group or you can navigate on your own with the GPS tracks. On tour you will have a support van providing water and snack resupply, mechanical assistance, a lift for tired cyclists, and luggage transfers. On some itineraries the van will not be able to follow sections of the route that stray from the road for example onto cycling paths.

On tour you will have a support van providing water and snack resupply, mechanical assistance, a lift for tired cyclists, and luggage transfers. On some itineraries the van will not be able to follow sections of the route that stray from the road for example onto cycling paths.

**Need More Miles?** On many days it is possible to add miles to the day, just talk to your tour leader about your options.

**Need Fewer Miles?** If you aren't sure about your abilities or how much you want to ride remember the support van is available to offer snacks, encouragement, a lift over the next hill, or to the next hotel. You are on vacation and we're here to help make it perfect for you.

**TIPPING YOUR TOUR LEADER TEAM:**

If you feel your tour leader team has demonstrated great expertise and service, common practice within the travel industry is to tip. Tipping is voluntary and greatly appreciated, and gratuity amounts vary widely. Should you decide to leave a tip, as a guideline, we suggest 5% of the tour cost per traveler – this is for the entire tour leader team, not each tour leader. You can give the tip to any member of the tour leader team, as they share it evenly. In order to avoid social tensions, we encourage you to tip as individuals and not as a group. If you feel your tour leaders did not quite meet your expectations, please let us know. \*Tips are included in Expedition pricing.

**PHOTOS:**

By reserving space on tour, you agree that ExperiencePlus! may use, re-use and reproduce any images, photos or videos sent to us, or taken by our guides or travelers free of charge and without your right to inspection. If you do not want us to use any images of you on tour, you must inform your tour leader in writing at the start of the tour.

**STYLES** **OUR TOUR STYLES**

We realize that one size does not fit all and there are as many ways to travel by bike as there are different types of cyclists and travelers. No matter what you are looking for in a cycling vacation, we have a tour with just the right pace for you.

**Classic Tours:** Dream of traveling through a region by bike? then our Classic style bike tours are for you! Our unique chalk arrows lead the way as you explore small villages and world-class cities while traveling at your own pace.

- Tour Length: 7-15 days
- Hotels: 3-4 stars, most itineraries include at least one two-night stay at the same hotel.
- Road Type: Pavement, bike paths.
- Multi-night Stays: Occasionally
- Navigation: Chalk Arrows
- Price: \$\$\$
- Tour Levels: 1-4.5

**Explorer Tours:** Travel further off the beaten path - we let the destination dictate where we ride, not the road surface.

- Tour Length: 7-8 days
- Hotels: 2-3 stars, occasional multi-night stays at the same hotel.
- Road Type: 30-50% gravel or hard-packed dirt, the rest pavement.
- Multi-night Stays: Occasionally
- Navigation: Group riding and GPS
- Price: \$\$
- Tour Levels: 1-4

**Bike and Boat Tours:** Spend days cycling and your evenings relaxing on a private boat as you cruise to your next port.

- Tour Length: 7-8 days, some itineraries have land-based extensions available.
- Barge/Boat: 3-4 star, same cabin for the entire boat trip.
- Road Type: Pavement
- Navigation: Chalk Arrows
- Price: \$\$\$
- Tour Levels: 1-4

**Expedition Tours:** Multi-week tours where you spend long days on the bike with the added satisfaction of pedaling across multiple countries.

- Tour Length: 15-40 days
- Hotels: 2-4 stars, typically there is a 2-night hotel stay every 5-7 days.
- Road Type: Pavement with occasional hard-packed dirt or gravel.
- Multi-night Stays: On rest days
- Navigation: Chalk Arrows
- Price: \$\$\$
- Tour Levels: 4-5



**LEVELS**

We know that travelers have different cycling abilities and preferences for the number of miles, elevation gain, and type of terrain they want on a bicycle tour. We have rated each day of our tours on a scale of 1-5. Our Tour Level's are an average of the day rating on tour. We recommend looking at the daily summary on the PDF and Website Itinerary to see details about each day's ride.

**LEVEL 1 - 1.5**

Level 1 - 1.5 days will be mostly flat and the distance will rarely exceed 50 km. Level 1 - 1.5 tours are suitable for beginner cyclists, those traveling by bicycle for the first time, or multi-generational groups with a desire for a nice and easy bike tour with plenty of opportunities to stop and enjoy the scenery.

- **Average daily mileage:** 20 - 50 km. (12-30 miles) Be sure to check the day by day itinerary description for the tour you are considering for specific mileages.
- **Gain:** 0-400 M (0-1200 ft)
- **Terrain:** Mostly flat with occasional gentle climbs at a grade of less than 3%, that are sustained for a maximum of 3km. There might be a steeper but short climb.

**LEVEL 2 - 2.5**

Level 2 - 2.5 days are ideal for riders newer to bicycle touring looking for a bit of a challenge.

- **Average daily mileage:** 30-60 km (18 - 38 miles). Be sure to check the day by day itinerary description for the tour you are considering for specific mileages.
- **Gain:** 400 - 600 m (1200 - 2000 ft)
- **Terrain:** Mostly rolling terrain around 3%. Presents multiple 3% to 4% climbs. May present an occasional steeper climb.

**LEVEL 3 - 3.5**

Level 3 - 3.5 days are great for active individuals (who run, bike, swim etc. on a regular basis).

- **Average daily mileage:** 50-70km (30-45 miles). Be sure to check the day by day itinerary description for the tour you are considering for specific mileages.
- **Gain:** 600 - 900m (2000 - 2800 ft)
- **Terrain:** Multiple Climbs with grades of 4 - 6%.

**LEVEL 4 - 4.5**

Level 4 - 4.5 days are the best riding days for avid cyclists or very active individuals who are excited to challenge themselves on a bike.

- **Average daily mileage:** 70-90km (45-55 miles) Be sure to check the day by day itinerary description for the tour you are considering for specific mileages.
- **Gain:** 900-1000m (2800-3600 ft)
- **Terrain:** Presents multiple steep climbs (6% to 8% grades), 1 to 3km long. Alternatively, 4 – 6% grades for 6 kilometers or more.

**LEVEL 5 (EXPEDITION)**

Our Expedition tours designed for strong riders looking for the challenge of riding across countries or continents. Long daily mileages mean limited van support so we recommend these tours for riders who feel confident that they can ride every mile.

- **Average daily mileage:** 120 km (75 miles). Be sure to check the day by day itinerary description for the tour you are considering for specific mileages.
- **Gain:** 500-2000 m (1600- 6500 ft)
- **Terrain:** Expect and be prepared for any and everything.

**REMEMBER**

A tour level is the average of the days so we recommend you look at the day level on each day of the itinerary to help you better understand what to expect from your tour.

## CHECKLIST

### TO DO ONCE YOU'VE BOOKED!

- Read through your Reservation Confirmation (link sent to you by e-mail), it has important information to help you plan your trip!
- Check the date on your passport. The expiration date should extend three months past your date of return to your home country.
- Complete the Customer Information Form: <https://www.experienceplus.com/blog/travel-planning/customer-information-form/>
- We recommend you take out travel insurance. Find details at <https://www.experienceplus.com/blog/travel-planning/travel-insurance/>
- Choose a bicycle training program: <https://www.experienceplus.com/blog/travel-planning/bicycle-tour-training/>
- Peruse our country-specific Travel Planning Pages: <https://www.experienceplus.com/blog/travel-planning/>

### 6 TO 3 MONTHS PRIOR TO TOUR START DATE

- Review the arrival and departure information under the "Travel Information" tab to see meeting place and time, if a reservation on a complimentary ExperiencePlus! Shuttle (if applicable) is required, and other important information to help you plan your arrival and departure.
- Reserve your flights after you know you have a confirmed tour departure. Please check with our office if you do not know if your trip is confirmed.
- Book your pre and post-tour hotel nights.
- Begin your chosen training program
- Final payment is due 90 days (120 days for Bike & Barge/Boat tours) prior to the tour start. Please refer to your Deposit Payment Invoice and the Final Payment Reminder e-mail you have received for detailed instructions.

### 6 TO 2 WEEKS PRIOR TO TOUR START DATE

- Start reading one of the books or watching one of the movies from our Reading and Movie Lists: <https://www.experienceplus.com/blog/travel-planning/>.
- Plan what you are going to pack and start packing! Refer to the Packing Lists on our website at <https://www.experienceplus.com/blog/travel-planning/packing/>
- We'll email you your access code to Digital Daysheets, Hotel Itinerary, Participant Roster, names and contact information of your Tour Leaders, emergency phone numbers, and other important departure information about 2 weeks prior to your tour start date. All this will be provided to you via a feature called Experiences via the RideWithGPS App (tracks available but not necessary for navigation on Classic, Expedition and Bike & Boat tours).

### DAY OF YOUR FLIGHT

Get as much sleep on the plane as you can. Pack one day of cycling gear in your carry-on just in case. See you soon!