

Bicycle Tours in France: Cycling Champagne, Burgundy Plus! the Côte d'Or

OVERVIEW



Experience France's legendary landscapes as you cycle a route steeped in history - and wine! Bicycle along quiet roads and bike paths through Champagne, Burgundy, and the famous Côte d'Or wine regions. Cycle through the Morvan Natural Park and finish in France's renowned Burgundy vineyards. This bicycling tour will delight your eyes and your taste buds while taking you to some of the most iconic cities of France.


If this sounds great but you prefer a shorter trip, check out our [Bicycling Champagne and Burgundy tour](#)

HIGHLIGHTS

Reims - capital of Champagne wine, Dijon and Beaune - Capitals of Burgundy wine, champagne tasting and tour, Parc Naturel Regional du Morvan, Guided visit of Semur-en-Auxois and Hotel Dieu, Châteauneuf and its castle, informal wine tasting. Four two-night stays.

TOUR FACTS

Tour Style	 Classic: Learn more about our Classic tours at https://www.experienceplus.com/tours/bike-tour-styles/classic-tours
Includes	10 nights' accommodation; meals as noted in itinerary; champagne tasting; guided visit of Hotel Dieu; informal wine tasting; and the usual (see below)
Countries	France
Begin/End	Reims / Beaune
Arrive/Depart	Paris (CDG)
Total Distance	484 km (302 miles)
Avg. Daily Distance	54 km (34 miles) per riding day
Tour Level	 Most of the entrances and exits from towns are on bike paths or along canals.

Please Note: We may have small itinerary changes to this trip after you download this PDF document. If you have booked this trip and there are major changes, including changes to towns or activities, we'll email you directly. However, you should always be sure to refer to the  [online itinerary](#) for the most up-to-date trip information including arrival and departure tips before you depart for your trip:

<https://www.experienceplus.com/guided-bike-tours/france/cycling-france-champagne-burgundy-cotedor>

Bicycle Tours in France: Cycling Champagne, Burgundy Plus! the Côte d'Or

DATES & PRICES

Dates	Price	Single Supplement*
☞ Jun 11-21, 2022	☞ USD\$5750	☞ USD\$650
☞ Aug 6-16, 2022	☞ USD\$5750	☞ USD\$650
☞ Sep 3-13, 2022	☞ USD\$5750	☞ USD\$650

*We are happy to match solo travelers who would like to share a room with someone of the same gender. If no match exists, due to hotel pricing, we will charge 50% of the single supplement rate. This fee will be collected at the time of the final payment. If a roommate assignment is available this fee will be refunded at the conclusion of the tour.

DAILY RIDE SUMMARY

Day	Distance/Gain	Terrain	Day Level	Notes
1	Test ride			
2	63km / 600m (39mi / 1968ft)	Rolling hills	▶▶▶▶▶	
3	77km / 660m (48mi / 2165ft)	Hilly	▶▶▶▶▶	
4	39km / 675m (24mi / 2214ft)	Hilly	▶▶▶▶▶	
5	53km / 779m (33mi / 2555ft)	Hilly	▶▶▶▶▶	Today's ride is an optional loop ride
6	58km / 653m (36mi / 2142ft)	Hilly	▶▶▶▶▶	
7	50km / 207m (31mi / 679ft)	Gentle	▶▶▶▶▶	
8	53km / 586m (33mi / 1922ft)	Hilly	▶▶▶▶▶	
9	50km / 452m (31mi / 1483ft)	Hilly	▶▶▶▶▶	
10	60km / 700m (38mi / 2296ft)	Rolling hills	▶▶▶▶▶	
11	Last day			

Bicycle Tours in France: Cycling Champagne, Burgundy Plus! the Côte d'Or

ARRIVAL INFO

Meeting time 2 p.m. - on Day 1, meet your fellow cyclists and Tour Leaders at the Day 1 Hotel specified on the itinerary.

Note:

As you are planning, remember that the hotels listed in our itineraries are our primary hotels and are - in rare cases - subject to change. Before you make arrangements, **check with us** if your tour departure is guaranteed. If your tour departure is out further than 6 months, please also check with us as there might be slight changes to the itinerary.

The below information will help you plan your arrival. For more tips or other routes, you might like [Rome2Rio](#). The fare and timing information listed below is approximate.

We suggest flying into the Paris Charles de Gaulle Airport (CDG).

1. Airport Shuttle to the Aéroport CDG 2 TGV Train Station (located beneath the airport) (10 min/no cost)
2. Train from Paris Roissy Charles de Gaulle Airport to Reims (1 hour/fares vary)
3. Taxi or **walk** to the Day 1 Hotel (5 min/EUR 10)

Look up French train schedules and book tickets, if necessary, [SNCF.com](#) or [Trainline.eu](#). Questions? See our information on taking trains in Europe [here](#) or [ask us](#).

DEPARTURE INFO

Your trip ends on the final day after breakfast.

The below information will help you plan your departure. For more tips or other routes, you might like [Rome2Rio](#).

We suggest flying out of Paris Charles de Gaulle (CDG). Lyon (LYS) is also an option, about 2.5 hours away.

1. Taxi from the ending hotel to the Beaune train station (5 min/EUR 10-15)
2. Train from Beaune to Paris Roissy Charles de Gaulle Airport (3.5 hours/fares vary)

Bicycle Tours in France: Cycling Champagne, Burgundy Plus! the Côte d'Or**Welcome to Reims**

Highlights Champagne, Notre Dame de Reims

Reims is not only the capital of the Champagne region, but also home to the cathedral where the Kings of France were crowned since 987 A.D. Come early to explore the incredible cathedral and taste champagne from the many Maisons de Champagne. We'll meet this afternoon for a bike fitting and a quick spin along Reims' scenic canal. This evening join us to toast the start of our trip together with champagne of course!

Loop ride from Reims

Highlights Bike paths; champagne tasting

We leave Reims on a bike path this morning pedaling over rolling hills and through vineyards overlooking forests. The Montagne de Reims, where many of the Pinot Noir grapes are grown, is also home to an extensive national park. This evening we'll be back in Reims where we'll visit a famous champagne producer and enjoy a tasting.

Reims to Châlons-en-Champagne

Highlights Dom Perignon's stomping grounds, Châlons-en-Champagne

This morning we'll bicycle to the legendary birthplace of champagne. Dom Perignon was a Benedictine monk here in the 17th Century and made important advancements in wine making. Did he invent sparkling wine? Well that depends on who you ask. Our scenic route crosses through Hautvillers where he lived and worked, then joins up with the Canal latéral à la Marne into lovely Châlons en Champagne. This charming town will surprise you with its medieval and Gothic churches and half-timber houses from centuries past.

DAY 1: Sat, Sep 3rd

Meals Dinner

Lodging  Hotel Continental a la Reims

DAY 2: Sun, Sep 4th

Distance 63 km (39 mi)

Gain 600 m (1968 ft)

Terrain Rolling hills

Level 

Meals Breakfast

Lodging  Hotel Continental a la Reims

DAY 3: Mon, Sep 5th

Distance 77 km (48 mi)

Gain 660 m (2165 ft)

Terrain Hilly

Level 

Meals Breakfast, Dinner

Lodging  Hôtel Pasteur

Bicycle Tours in France: Cycling Champagne, Burgundy Plus! the Côte d'Or

Shuttle to Semur-en-Auxois ride to Saulieu

Highlights Burgundy, Guided visit of Semur-en-Auxois

Today we enter Burgundy. But before we get to the famous wine regions, we'll pedal through the western countryside, known for its down-to-earth people and natural beauty. After breakfast, we'll shuttle to Semur-en-Auxois. Semur is a charming town overlooking the Armonçon river. Explore the town and lunch before starting our ride through forests and tiny villages to Saulieu.

DAY 4: Tue, Sep 6th

Distance 39 km (24 mi)
Gain 675 m (2214 ft)
Terrain Hilly
Level >>>>>
Meals Breakfast, Dinner
Lodging 🏠 Hostellerie de la Tour d'Auxois

Saulieu Loop

Highlights Parc Naturel Régional du Morvan

We'll be in Saulieu again tonight, so treat yourself to a rest day at the spa across the street and/or ride into the lake region of the Morvan Natural Park. Today's loop follows tiny roads through pastures, Christmas tree farms, and authentic villages to the center of the Morvan Natural Park. The visitors center offers a scenic walk around the lake, gardens, and insight into the French Resistance, which was strong in this area.

DAY 5: Wed, Sep 7th

Distance 53 km (33 mi)
Gain 779 m (2555 ft)
Terrain Hilly
Level >>>>>
Meals Breakfast
Lodging 🏠 Hostellerie de la Tour d'Auxois


Saulieu to Sainte Sabine

Highlights Chateâuneuf and its castle

We leave the Morvan Park today for a day filled with castles. Commarin Castle's roots go back to the 13th Century and the castle's architecture reflects the stylistic changes over the centuries. The town of Chateâuneuf is one of the loveliest you'll ever visit, and its imposing medieval castle is worth a visit. This evening we'll spend the night in the third castle of the day in the tiny village of Sainte Sabine. Take a splash in the pool and enjoy the surrounding park before a special dinner prepared by an award-winning chef.

DAY 6: Thu, Sep 8th

Distance 58 km (36 mi)
Gain 653 m (2142 ft)
Terrain Hilly
Level >>>>>
Meals Breakfast, Dinner
Lodging 🏠 Château Sainte Sabine



Bicycle Tours in France: Cycling Champagne, Burgundy Plus! the Côte d'Or

Sainte Sabine to Dijon

Highlights Burgundy Canal, Dijon

We pedal along the famous Canal de Bourgogne (Burgundy Canal) this morning to Dijon, another capital of an equally famous and delicious wine; Burgundy. Made with similar grapes as champagne, for many, Burgundy is the epitome of Pinot Noir and Chardonnay country. Dijon was also home to the Dukes of Burgundy. Burgundy was a powerful country in its own right until it was annexed by France in 1477. Take your time getting here, or plan to arrive in time for lunch at one of Dijon's wide array of cafés and restaurants. Start exploring Dijon this afternoon and we'll enjoy dinner together this evening. The Sept 4, 2021 group will be staying at both the Maison Philippe Le Bon and the Hotel Les Cordeliers.

DAY 7: Fri, Sep 9th

Distance 50 km (31 mi)
Gain 207 m (679 ft)
Terrain Gentle
Level 
Meals Breakfast, Dinner
Lodging  Philippe Le Bon
 Hotel Les Cordeliers

Optional Rest Day in Dijon

Highlights Dijon

Take it easy today and discover all the monuments, museums, and great shopping Dijon has to offer. Visit any number of wine shops and climb to the top of the Ducal Palace's Tower. Feel like cycling today? Choose between a short loop around Lake Kir, just outside of town, or a longer loop into the neighboring hills. For dinner this evening we'll suggest restaurants from amazing French cuisine or lighter international fare.

DAY 8: Sat, Sep 10th

Distance 53 km (33 mi)
Gain 586 m (1922 ft)
Terrain Hilly
Level 
Meals Breakfast
Lodging  Philippe Le Bon

Dijon to Beaune

Highlights Legendary wine villages, "Hotel" Dieu visit

Today we'll bicycle through some of the most famous vineyards and wine villages on the planet: Gevrey Chambertin, Clos de Vougeot, Nuits San Georges, Romanée Conti...vineyard country is synonymous with excellent cycling so it's going to be a great day! We'll have a guided visit of the 15th century "Hotel" Dieu museum, originally built as a hospital for the poor, it is one of the finest examples of Burgundian architecture in Beaune.

DAY 9: Sun, Sep 11th

Distance 50 km (31 mi)
Gain 452 m (1483 ft)
Terrain Hilly
Level 
Meals Breakfast
Lodging  Hotel de la Paix

Bicycle Tours in France: Cycling Champagne, Burgundy Plus! the Côte d'Or**Beaune Vineyard Loop**

Highlights Immaculate vineyards, Château de la Rochepot

Today tiny country roads featuring immaculate vineyards take you out of Beaune and south through Pommard, Meursault, Puligny-Montrachet, and the Hautes Côtes de Beaune. Stop at the historic Château de la Rochepot for a visit. This evening we'll celebrate this wonderful cycling vacation with an informal wine tasting and exceptional dining experience in Beaune.

DAY 10: Mon, Sep 12th

Distance 60 km (38 mi)

Gain 700 m (2296 ft)

Terrain Rolling hills

Level 

Meals Breakfast, Dinner

Lodging  Hotel de la Paix

Bon Voyage

Highlights Beaune

Your tour ends after breakfast this morning. Stick around in Beaune for some wine tasting, or head to Paris or Lyon.

DAY 11: Tue, Sep 13th

Meals Breakfast

INCLUDED**WHAT'S INCLUDED**

When you book a tour with ExperiencePlus! our goal is to ensure your only focus each day is to hop on your bike and explore scenic cycling routes in new destinations. Inclusions may differ depending on which tour style you pick but all ExperiencePlus! tours include the three most important aspects of a guided bike tour.

- Superb tour leaders who are fun and multilingual, bi-cultural experts, and cycling enthusiasts. They will support you and help you navigate confidently on and off the road.
- High quality bikes selected for the terrain you are cycling on and correct bike fitting to ensure comfortable cycling. More details on our [bikes page](#).
- Thoughtfully designed itineraries and routes that take advantage of stunning cycling destinations and the freedom of bicycle travel.

PRE-TRIP SUPPORT

- Bicycle training programs designed specifically for your tour and fitness level.
- Planning tips on what to pack, hotel recommendations and other helpful details from our [Travel Planning Pages](#).
- A gift of your choice (cycling jerseys, socks, or a t-shirt) as our way of saying thanks for choosing ExperiencePlus!
- *Traveler services including assistance booking extra nights at the tour starting and ending hotels. (*Not included on Explorer Tours.)

ON TOUR

- See "What's Included" on your tour Itinerary for tour-specific inclusions.

BICYCLES

For a full list of what's included with your bike see [our bikes page](#). If you would like to bring your own pedals and shoes we recommend doing so. On Explorer tours we include a GPS device on all bikes. We ask that you bring your own helmet to ensure the best fit. Please ask if you would like us to provide you with a gently used helmet and we will do so.

NAVIGATING, DAYSHEETS AND VAN SUPPORT:

Each day you'll receive a daily briefing with a highlighted route map and daysheet (print or digital) that includes information on the day's activities, meals and ride. Daily information also includes Tour Leader phone numbers, hotel information and interesting historical and cultural information.

You'll receive a highlighted route map each day or a briefing with the GPS tracks. On Classic, Bike and Boat, Spotlight and Expedition tours we also navigate using our signature chalk dust arrows. Our arrows make navigating very easy—you may never need to look at the map. On Explorer tours the terrain and destinations are not always conducive to using chalk arrows so we'll ride as a group or you can navigate on your own with the GPS tracks.

Before each tour we offer the opportunity to download GPS tracks of most tour routes to your personal GPS device or smartphone using RideWithGPS.com. We do not provide GPS tracks for tours in South America.

On tour you will have a support van providing water and snack resupply, mechanical assistance, a lift for tired cyclists, and luggage transfers. On some itineraries the van will not be able to follow sections of the route that stray from the road for example onto cycling paths.

Need More Miles? On many days it is possible to add miles to the day, just talk to your tour leader about your options.

Need Fewer Miles? If you aren't sure about your abilities or how much you want to ride remember the support van is available to offer snacks, encouragement, a lift over the next hill, or to the next hotel. You are on vacation and we're here to help make it perfect for you.

TIPPING YOUR TOUR LEADER TEAM:

If you feel your tour leader team has demonstrated great expertise and service, common practice within the travel industry is to tip. Tipping is voluntary and greatly appreciated, and gratuity amounts vary widely. Should you decide to leave a tip, as a guideline, we suggest 5% of the tour cost per traveler – this is for the entire tour leader team, not each tour leader. You can give the tip to any member of the tour leader team, as they share it evenly. In order to avoid social tensions, we encourage you to tip as individuals and not as a group. If you feel your tour leaders did not quite meet your expectations, please let us know. *Tips are included in Expedition pricing.

PHOTOS:

By reserving space on tour, you agree that ExperiencePlus! may use, re-use and reproduce any images, photos or videos sent to us, or taken by our guides or travelers free of charge and without your right to inspection. If you do not want us to use any images of you on tour, you must inform your tour leader in writing at the start of the tour.

STYLES**OUR TOUR STYLES**

We realize that one size does not fit all and there are as many ways to travel by bike as there are different types of cyclists and travelers. No matter what you are looking for in a cycling vacation, we have a tour with just the right pace for you.

Classic Tours: Dream of traveling through a region by bike? then our Classic style bike tours are for you! Our unique chalk arrows lead the way as you explore small villages and world-class cities while traveling at your own pace.

- Tour Length: 7-15 days
- Hotels: 3-4 stars, most itineraries include at least one two-night stay at the same hotel.
- Road Type: Pavement, bike paths.
- Multi-night Stays: Occasionally
- Navigation: Chalk Arrows
- Price: \$\$\$
- Tour Levels: 1-4.5

Explorer Tours: Travel further off the beaten path - we let the destination dictate where we ride, not the road surface.

- Tour Length: 7-8 days
- Hotels: 2-3 stars, occasional multi-night stays at the same hotel.
- Road Type: 30-50% gravel or hard-packed dirt, the rest pavement.
- Multi-night Stays: Occasionally
- Navigation: Group riding and GPS
- Price: \$\$
- Tour Levels: 1-4

Spotlight Tours: Multi-nights stays, loop rides, choose from a selection of activities or enjoy hotel amenities during your free time.

- Tour Length: 6-7 days
- Hotels: 3-5 stars, typically 3-nights spent in one hotel and 2-nights in the other.
- Road Type: Pavement
- Multi-night Stays: Min 2 night stays
- Navigation: Chalk Arrows
- Price: \$\$\$
- Tour Levels: 1-4

Bike and Boat Tours: Spend days cycling and your evenings relaxing on a private boat as you cruise to your next port.

- Tour Length: 7-8 days, some itineraries have land-based extensions available.
- Barge/Boat: 3-4 star, same cabin for the entire boat trip.
- Road Type: Pavement
- Navigation: Chalk Arrows
- Price: \$\$\$
- Tour Levels: 1-4

Expedition Tours: Multi-week tours where you spend long days on the bike with the added satisfaction of pedaling across multiple countries.

- Tour Length: 15-40 days
- Hotels: 2-4 stars, typically there is a 2-night hotel stay every 5-7 days.
- Road Type: Pavement with occasional hard-packed dirt or gravel.
- Multi-night Stays: On rest days
- Navigation: Chalk Arrows
- Price: \$\$\$
- Tour Levels: 4-5

**LEVELS**

We know that travelers have different cycling abilities and preferences for the number of miles, elevation gain, and type of terrain they want on a bicycle tour. We have rated each day of our tours on a scale of 1-5. Our Tour Level's are an average of the day rating on tour. We recommend looking at the daily summary on the PDF and Website Itinerary to see details about each day's ride.

LEVEL 1 - 1.5

Level 1 - 1.5 days will be mostly flat and the distance will rarely exceed 50 km. Level 1 - 1.5 tours are suitable for beginner cyclists, those traveling by bicycle for the first time, or multi-generational groups with a desire for a nice and easy bike tour with plenty of opportunities to stop and enjoy the scenery.

- **Average daily mileage:** 20 - 50 km. (12-30 miles) Be sure to check the day by day itinerary description for the tour you are considering for specific mileages.
- **Gain:** 0-400 M (0-1200 ft)
- **Terrain:** Mostly flat with occasional gentle climbs at a grade of less than 3%, that are sustained for a maximum of 3km. There might be a steeper but short climb.

LEVEL 2 - 2.5

Level 2 - 2.5 days are ideal for riders newer to bicycle touring looking for a bit of a challenge.

- **Average daily mileage:** 30-60 km (18 - 38 miles). Be sure to check the day by day itinerary description for the tour you are considering for specific mileages.
- **Gain:** 400 - 600 m (1200 - 2000 ft)
- **Terrain:** Mostly rolling terrain around 3%. Presents multiple 3% to 4% climbs. May present an occasional steeper climb.

LEVEL 3 - 3.5

Level 3 - 3.5 days are great for active individuals (who run, bike, swim etc. on a regular basis).

- **Average daily mileage:** 50-70km (30-45 miles). Be sure to check the day by day itinerary description for the tour you are considering for specific mileages.
- **Gain:** 600 - 900m (2000 - 2800 ft)
- **Terrain:** Multiple Climbs with grades of 4 - 6%.

LEVEL 4 - 4.5

Level 4 - 4.5 days are the best riding days for avid cyclists or very active individuals who are excited to challenge themselves on a bike.

- **Average daily mileage:** 70-90km (45-55 miles) Be sure to check the day by day itinerary description for the tour you are considering for specific mileages.
- **Gain:** 900-1000m (2800-3600 ft)
- **Terrain:** Presents multiple steep climbs (6% to 8% grades), 1 to 3km long. Alternatively, 4 – 6% grades for 6 kilometers or more.

LEVEL 5 (EXPEDITIONPLUS!)

Our ExpeditionPlus! tours designed for strong riders looking for the challenge of riding across countries or continents. Long daily mileages mean limited van support so we recommend these tours for riders who feel confident that they can ride every mile.

- **Average daily mileage:** 120 km (75 miles). Be sure to check the day by day itinerary description for the tour you are considering for specific mileages.
- **Gain:** 500-2000 m (1600- 6500 ft)
- **Terrain:** Expect and be prepared for any and everything.

REMEMBER

A tour level is the average of the days so we recommend you look at the day level on each day of the itinerary to help you better understand what to expect from your tour.

CHECKLIST

TO DO ONCE YOU'VE BOOKED!

- Read through your Reservation Confirmation (link sent to you by e-mail), it has important information to help you plan your trip!
- Check the date on your passport. The expiration date should extend three months past your date of return to your home country.
- Complete the Customer Information Form: <https://www.experienceplus.com/blog/travel-planning/customer-information-form/>
- We recommend you take out travel insurance. Find details at <https://www.experienceplus.com/blog/travel-planning/travel-insurance/>
- Choose a bicycle training program: <https://www.experienceplus.com/blog/travel-planning/bicycle-tour-training/>
- Peruse our country-specific Travel Planning Pages: <https://www.experienceplus.com/blog/travel-planning/>

6 TO 3 MONTHS PRIOR TO TOUR START DATE

- Review the arrival and departure information under the "Travel Information" tab to see meeting place and time, if a reservation on a complimentary ExperiencePlus! Shuttle (if applicable) is required, and other important information to help you plan your arrival and departure.
- Reserve your flights after you know you have a confirmed tour departure. Please check with our office if you do not know if your trip is confirmed.
- Book your pre and post-tour hotel nights.
- Begin your chosen training program
- Final payment is due 90 days (120 days for Bike & Barge/Boat tours) prior to the tour start. Please refer to your Deposit Payment Invoice and the Final Payment Reminder e-mail you have received for detailed instructions.

6 TO 2 WEEKS PRIOR TO TOUR START DATE

- Start reading one of the books or watching one of the movies from our Reading and Movie Lists: <https://www.experienceplus.com/blog/travel-planning/>.
- Plan what you are going to pack and start packing! Refer to the Packing Lists on our website at <https://www.experienceplus.com/blog/travel-planning/packing/>
- We'll email your Hotel Itinerary, the Participant Roster, names and contact information of your Tour Leaders and other important departure information about 2 weeks prior to your tour start date.

DAY OF YOUR FLIGHT

Get as much sleep on the plane as you can. Pack one day of cycling gear in your carry-on just in case. See you soon!