

Bicycle Tours in Croatia: Bike and Boat: Cycling Croatia's Islands



OVERVIEW


Croatia's Dalmatian Coast and its islands have been a favorite seaside destination among Europeans for over a century. Join us as we explore this spectacular limestone coastline by bicycle AND boat! Arrive early to explore Split, where you'll see Diocletian's 3rd century palace (still inhabited by descendants of the Romans who settled this area!). We'll board our luxury gulet (traditional Mediterranean wooden sailboat) in Split and head off on an aquatic adventure, sleeping on board the ship. On our tour, we pedal three of the Mediterranean's most picturesque and well-known islands – Brač, Hvar and Korčula – and also visit smaller, more out of the way islands like Vis and Solta. If you decide you want a break from the bike there will be ample opportunities to explore tiny fishing villages, swim in the sea or even stand up paddle boarding from our boat.

HIGHLIGHTS

Sleeping aboard a luxury gullet, Ancient cities of Split, Korčula Island and Town, Hvar Town and Island, Dalmatian Islands, Secluded and Scenic Beaches, Swimming in the Adriatic, Paddle boarding off the boat

TOUR FACTS

Tour Style	 Bike and Boat: Learn more about our Bike and Boat tours at https://www.experienceplus.com/tours/bike-tour-styles/bike-and-boat-tours
Includes	8 days, 7 nights accommodation on a luxury boat, meals as noted in itinerary, visit to a local honey producer, a stone cutting school visit, pick up from Split; and the usual (see below).
Countries	Croatia
Begin/End	Split/Split
Arrive/Depart	Split/Split (SPU airport code)
Total Distance	168 - 286 Kms (104 -178 miles)
Avg. Daily Distance	28 - 48 km (17 - 30 miles) per riding day
Tour Level	 Due to the topography on the islands, climbing is inevitable as these islands all start at sea level and have mountains. Easier rides and shuttle options allow this trip to be level 1.5.
Keep in Mind	<p>We work hard to maintain consistency across all of our tours, but some trips have unique differences. Here are some things to keep in mind about this tour.</p> <p>In the event of bad weather or rough seas the itinerary is subject to change at the discretion of our boat captain. Cabin space is limited so consider the size of your luggage. WiFi may be sporadic on-board.</p> <p>For more questions about the boat check out our Bike & Boat FAQ</p>

Please Note: We may have small itinerary changes to this trip after you download this PDF document. If you have booked this trip and there are major changes, including changes to towns or activities, we'll email you directly. However, you should always be sure to refer to the  **online itinerary** for the most up-to-date trip information including arrival and departure tips before you depart for your trip:

<https://www.experienceplus.com/guided-bike-tours/croatia/croatia-bike-and-boat>

Bicycle Tours in Croatia: Bike and Boat: Cycling Croatia's Islands

DATES & PRICES

Dates	Price	Single Supplement*
📅 Jun 11-18, 2023	📅 TBA	📅 TBA
📅 Oct 8-15, 2023	📅 TBA	📅 TBA

*We are happy to match solo travelers who would like to share a room with someone of the same gender. If no match exists, due to hotel pricing, we will charge 50% of the single supplement rate. This fee will be collected at the time of the final payment. If a roommate assignment is available this fee will be refunded at the conclusion of the tour.

DAILY RIDE SUMMARY

Day	Distance/Gain	Terrain	Day Level	Notes
1	Test ride			
2	48km / 1437m (30mi / 4713ft)	Very hilly	▶▶▶▶▶	Shorter optional ride available
3	51km / 983m (32mi / 3224ft)	Rolling hills	▶▶▶▶▶	
4	47km / 702m (29mi / 2303ft)	Hilly	▶▶▶▶▶	Shorter optional ride available
5	39km / 797m (24mi / 2614ft)	Hilly	▶▶▶▶▶	Shorter optional ride available
6	46km / 711m (29mi / 2332ft)	Very hilly	▶▶▶▶▶	Shorter optional ride available
7	37km / 465m (23mi / 1525ft)	Rolling hills	▶▶▶▶▶	
8	Last day			

Bicycle Tours in Croatia: Bike and Boat: Cycling Croatia's Islands

ARRIVAL INFO

Note:

As you are planning, remember that the hotels listed in our itineraries are our primary hotels and are - in rare cases - subject to change. Before you make arrangements, [check with us](#) if your tour departure is guaranteed. If your tour departure is out further than 6 months, please also check with us as there might be slight changes to the itinerary.

The below information will help you plan your arrival. For more tips or other routes, you might like [Rome2Rio](#). The fare and timing information listed below is approximate.

We recommend flying into the Split Airport.

Our meeting hotel is the [Hotel Peristil](#), meeting time on Day 1 is 1 pm (13:00).

How to get to the Hotel Peristil:

- Taxi, available outside the airport or call +385-(0)21-895-237 (30 min, HRK 300)
- Buses, available shortly after the arrival of incoming flights, organized by the Pleso prijevoz bus company in cooperation with Croatia Air (45 min, HRK 40)
- **Note:** The Hotel Peristil is located in the old city, which is inaccessible to vehicle traffic. Taxis and buses will drop you outside the city walls. [View map](#)

We will be glad to arrange your pre- and post-tour stay at the Hotel Peristil for you upon request. Note that we will not sleep there as a group and the stay there is not covered by the tour price.

DEPARTURE INFO

This tour ends at the port of Split at around 9 a.m.

Tour Leaders can assist with pointing you to taxis and other means of transportation to make your way to the Split airport, or back into town.

Bicycle Tours in Croatia: Bike and Boat: Cycling Croatia's Islands

Meet In Split Mid Day

Highlights Medieval center of Split, easy test ride, Marjan peninsula, cruise to Brač island

Arrive in seaside Split early to enjoy the stunning beaches, medieval passageways and Diocletian's expansive palace (built at the turn of the 3rd century A.D.). Be sure to get an early lunch because your adventure begins at noon with a bike fitting and easy bike ride around the town's Marjan peninsula (the Central Park of Split) and finish at the dock to board our gullet, the Tajna Mora - our floating home for the next week. Enjoy the scenery as we cruise to the island of Brač where we will dock for the night.

DAY 1

Distance 18 km (11 mi)

Meals Dinner

Lodging  Tajna Mora Sail Boat

Bike ride on Brač island

Highlights Scenic views on the ride to Pucisca, visit the stone cutting school in Pucisca, enjoy the beach at Zlatni Rat

How much island riding would you like? Pedal by the sea from the dock to tiny Pucisca with time for a coffee before visiting the stone cutting school or artisan workshop in Pucisca, which is famous for its white stone (it most famously appears in the White House). Those wanting a small challenge can continue up and over the island to a height of 440 meters above sea level to enjoy a smooth descent into beautiful Bol (others can take a shuttle there). Take time to explore the coast near Bol, especially the famous long white beach at Zlatni Rat. Return to our boat for the night, enjoy the view of the island you've pedaled while lounging and enjoying dinner with a view.

DAY 2

Distance 48 km (30 mi)

Gain 1437 m (4713 ft)

Terrain Very Hilly

Level 

Meals Breakfast, Dinner

Lodging  Tajna Mora Sail Boat

Hvar Island riding

Highlights Ride narrow Hvar island, ridge top cycling, evening in medieval Korčula

We'll pedal due east today, starting with a gentle climb over 12 km to then ride along the central ridge of Hvar island to its eastern most tip. If this first stretch of climbing seems a bit much, hop a shuttle and start cycling after the climb. Our highest point today is 350 meters above sea level before a long and gentle descent brings us back to the sea and the Sucuraj port where we will meet our boat and cruise to Korčula island. Allow ample time to soak in the old town of Korčula, the capital of the island that shares the same name. Founded as a Greek colony in the 4th century and controlled mostly by Venice from 1000 AD until 1797, Korčula retains the 14th century fortress style bestowed upon it by Venice.

DAY 3

Distance 51 km (32 mi)

Gain 983 m (3224 ft)

Terrain Rolling hills

Level 

Meals Breakfast, Lunch

Lodging  Tajna Mora Sail Boat

Bicycle Tours in Croatia: Bike and Boat: Cycling Croatia's Islands

Cycle or Sail Korčula Island to Vela Luka

Highlights Seaside vistas, quaint towns and picturesque wide bay and coves at Vela Luka

If you want an easier day today, depart Korčula for a shorter route through pine, olive groves and sandy vineyards to the quaint seaside town of Lumbarda and then back to Korčula to continue north to another small town where you can jump back on the boat for a leisurely cruise to the town of Vela Luka. If you crave more time on the bike, summit the island at 500 meters after the town of Pupnat and continue a scenic and quiet ride along Korčula Island to the small port town of Vela Luka to meet the boat. Depending on time and weather, we'll sleep near Vela Luka or continue to the next island, island of Vis.

DAY 4

Distance 47 km (29 mi)

Gain 702 m (2303 ft)

Terrain Hilly

Level >>>>>

Meals Breakfast, Dinner

Lodging  Tajna Mora Sail Boat

Loop ride on Vis Island

Highlights Island loop ride on Vis, swimming from the boat, Peka dinner

If we cruise this morning to the Island of Vis it will be a leisurely morning. In Vis we'll enjoy lunch on the boat before taking a short loop ride on the rarely visited but exceptionally beautiful small island of Vis. Ride the east side for a shorter loop and plenty of time to jump in the sea (even from the boat!) or ride around the whole island for a more challenging ride. On the island we'll enjoy a special peka dinner in a local konoba— fish, meat or a vegetarian meal cooked under a unique iron bell. Pozdrav!

DAY 5

Distance 39 km (24 mi)

Gain 797 m (2614 ft)

Terrain Hilly

Level >>>>>

Meals Breakfast, Lunch, Dinner

Lodging  Tajna Mora Sail Boat

Boat ride to Hvar Town then ride or boat to Stari Grad

Highlights Boat ride to Hvar Island, Hvar Town, UNESCO World Heritage site Stari Grad, oldest town on Hvar

We're back to Hvar Island today, visiting the capital itself —Hvar Town. Settled by colonists from the Greek island of Paros in the 4th century BC, Hvar Island was dominated for centuries by the Venetians. Enjoy this trendy town! Those wanting a challenge can cycle up and over the narrow island through cultivated vineyards and abandoned lavender fields surrounded by stone walls and panoramic views of the coastline. Those opting for a more leisurely ride can cruise around the western side of the island on the boat and then take a loop ride on the north side of the island. Our destination is the town of Stari Grad, the oldest on the island and one of the oldest towns settled on all the Adriatic islands. Enjoy a walk and/or drink around the tiny

DAY 6

Bicycle Tours in Croatia: Bike and Boat: Cycling Croatia's Islands

medieval streets before returning to the boat for a swim and dinner on board.

Distance 46 km (29 mi)
Gain 711 m (2332 ft)
Terrain Very Hilly
Level 
Meals Breakfast, Dinner
Lodging  Tajna Mora Sail Boat

Bicycle Tours in Croatia: Bike and Boat: Cycling Croatia's Islands**Pedal Solta Island**

Highlights Quaint Solta Island, Tvrđić Honey Farm visit, traverse an island, small villages

After breakfast, our boat will take us to the tiny, picturesque island of Solta, whose economy is largely sustained by olives, fruit, fishing and some beach tourism. This small island just off the larger and more well-known island of Brač boasts rocky beaches, harbors and inlets, and quiet villages. Our ride today includes a stop at the Tvrđić Honey Farm where you can enjoy lunch and a visit to this family hobby turned profession. Continue on across the island to the other towns or return to our boat for a shorter ride. Prepare for a celebratory dinner together!

DAY 7

Distance 37 km (23 mi)

Gain 465 m (1525 ft)

Terrain Rolling hills

Level 

Meals Breakfast, Dinner

Lodging  Tajna Mora Sail Boat

Tour ends in Split

Highlights Cruise and visit Split

Our tour ends after breakfast this morning and one final boat ride together from Solta to the bustling port in Split. If you didn't have a chance to explore the fascinating Roman city of Split, take the opportunity now as it has a few incredible sites not to be missed. Or head on to your next adventure. Whatever your travel plans from here, thank you for joining us!

DAY 8

Meals Breakfast

INCLUDED

WHAT'S INCLUDED

When you book a tour with ExperiencePlus! our goal is to ensure your only focus each day is to hop on your bike and explore scenic cycling routes in new destinations. Inclusions may differ depending on which tour style you pick but all ExperiencePlus! tours include the three most important aspects of a guided bike tour.

- Superb tour leaders who are fun and multilingual, bi-cultural experts, and cycling enthusiasts. They will support you and help you navigate confidently on and off the road.
- High quality bikes selected for the terrain you are cycling on and correct bike fitting to ensure comfortable cycling. More details on our bikes page: <https://www.experienceplus.com/what-to-expect/our-bikes/>
- Thoughtfully designed itineraries and routes that take advantage of stunning cycling destinations and the freedom of bicycle travel.

PRE-TRIP SUPPORT

- Bicycle training programs designed specifically for your tour and fitness level.
- Planning tips on what to pack, hotel recommendations and other helpful details from our Travel Planning Pages: <https://www.experienceplus.com/blog/travel-planning/>
- A gift of your choice (cycling jerseys, socks, or a t-shirt) as our way of saying thanks for choosing ExperiencePlus!
- *Traveler services including assistance booking extra nights at the tour starting and ending hotels. (*Not included on Explorer Tours.)

ON TOUR

- See "What's Included" on your tour Itinerary for tour-specific inclusions.

BICYCLES

For a full list of what's included with your bike see our bikes page (<https://www.experienceplus.com/what-to-expect/our-bikes/>) . If you would like to bring your own pedals and shoes we recommend doing so. On Explorer tours we include a GPS device on all bikes. We ask that you bring your own helmet to ensure the best fit. Please ask if you would like us to provide you with a gently used helmet and we will do so.

NAVIGATING, DAYSHEETS AND VAN SUPPORT:

Each day you'll receive a daily briefing with a highlighted route map. About 14 days prior to your tour, we will provide you with access to RideWithGPS Experiences, our platform

to distribute information on each tour day's activities, meals and ride, as well as GPS-routes.

Daily information also includes Tour Leader phone numbers, hotel information and interesting historical and cultural information. On Classic, Bike and Boat, Spotlight and Expedition tours we also navigate using our signature chalk dust arrows. Our arrows make navigating very easy—you may never need to look at the map. On Explorer tours the terrain and destinations are not always conducive to using chalk arrows so we'll ride as a group or you can navigate on your own with the GPS tracks. On tour you will have a support van providing water and snack resupply, mechanical assistance, a lift for tired cyclists, and luggage transfers. On some itineraries the van will not be able to follow sections of the route that stray from the road for example onto cycling paths.

On tour you will have a support van providing water and snack resupply, mechanical assistance, a lift for tired cyclists, and luggage transfers. On some itineraries the van will not be able to follow sections of the route that stray from the road for example onto cycling paths.

Need More Miles? On many days it is possible to add miles to the day, just talk to your tour leader about your options.

Need Fewer Miles? If you aren't sure about your abilities or how much you want to ride remember the support van is available to offer snacks, encouragement, a lift over the next hill, or to the next hotel. You are on vacation and we're here to help make it perfect for you.

TIPPING YOUR TOUR LEADER TEAM:

If you feel your tour leader team has demonstrated great expertise and service, common practice within the travel industry is to tip. Tipping is voluntary and greatly appreciated, and gratuity amounts vary widely. Should you decide to leave a tip, as a guideline, we suggest 5% of the tour cost per traveler – this is for the entire tour leader team, not each tour leader. You can give the tip to any member of the tour leader team, as they share it evenly. In order to avoid social tensions, we encourage you to tip as individuals and not as a group. If you feel your tour leaders did not quite meet your expectations, please let us know. *Tips are included in Expedition pricing.

PHOTOS:

By reserving space on tour, you agree that ExperiencePlus! may use, re-use and reproduce any images, photos or videos sent to us, or taken by our guides or travelers free of charge and without your right to inspection. If you do not want us to use any images of you on tour, you must inform your tour leader in writing at the start of the tour.

STYLES **OUR TOUR STYLES**

We realize that one size does not fit all and there are as many ways to travel by bike as there are different types of cyclists and travelers. No matter what you are looking for in a cycling vacation, we have a tour with just the right pace for you.

Classic Tours: Dream of traveling through a region by bike? then our Classic style bike tours are for you! Our unique chalk arrows lead the way as you explore small villages and world-class cities while traveling at your own pace.

- Tour Length: 7-15 days
- Hotels: 3-4 stars, most itineraries include at least one two-night stay at the same hotel.
- Road Type: Pavement, bike paths.
- Multi-night Stays: Occasionally
- Navigation: Chalk Arrows
- Price: \$\$\$
- Tour Levels: 1-4.5

Explorer Tours: Travel further off the beaten path - we let the destination dictate where we ride, not the road surface.

- Tour Length: 7-8 days
- Hotels: 2-3 stars, occasional multi-night stays at the same hotel.
- Road Type: 30-50% gravel or hard-packed dirt, the rest pavement.
- Multi-night Stays: Occasionally
- Navigation: Group riding and GPS
- Price: \$\$
- Tour Levels: 1-4

Spotlight Tours: Multi-nights stays, loop rides, choose from a selection of activities or enjoy hotel amenities during your free time.

- Tour Length: 6-7 days
- Hotels: 3-5 stars, typically 3-nights spent in one hotel and 2-nights in the other.
- Road Type: Pavement
- Multi-night Stays: Min 2 night stays
- Navigation: Chalk Arrows
- Price: \$\$\$
- Tour Levels: 1-4

Bike and Boat Tours: Spend days cycling and your evenings relaxing on a private boat as you cruise to your next port.

- Tour Length: 7-8 days, some itineraries have land-based extensions available.
- Barge/Boat: 3-4 star, same cabin for the entire boat trip.
- Road Type: Pavement
- Navigation: Chalk Arrows
- Price: \$\$\$
- Tour Levels: 1-4

Expedition Tours: Multi-week tours where you spend long days on the bike with the added satisfaction of pedaling across multiple countries.

- Tour Length: 15-40 days
- Hotels: 2-4 stars, typically there is a 2-night hotel stay every 5-7 days.
- Road Type: Pavement with occasional hard-packed dirt or gravel.
- Multi-night Stays: On rest days
- Navigation: Chalk Arrows
- Price: \$\$\$
- Tour Levels: 4-5

**LEVELS**

We know that travelers have different cycling abilities and preferences for the number of miles, elevation gain, and type of terrain they want on a bicycle tour. We have rated each day of our tours on a scale of 1-5. Our Tour Level's are an average of the day rating on tour. We recommend looking at the daily summary on the PDF and Website Itinerary to see details about each day's ride.

LEVEL 1 - 1.5

Level 1 - 1.5 days will be mostly flat and the distance will rarely exceed 50 km. Level 1 - 1.5 tours are suitable for beginner cyclists, those traveling by bicycle for the first time, or multi-generational groups with a desire for a nice and easy bike tour with plenty of opportunities to stop and enjoy the scenery.

- **Average daily mileage:** 20 - 50 km. (12-30 miles) Be sure to check the day by day itinerary description for the tour you are considering for specific mileages.
- **Gain:** 0-400 M (0-1200 ft)
- **Terrain:** Mostly flat with occasional gentle climbs at a grade of less than 3%, that are sustained for a maximum of 3km. There might be a steeper but short climb.

LEVEL 2 - 2.5

Level 2 - 2.5 days are ideal for riders newer to bicycle touring looking for a bit of a challenge.

- **Average daily mileage:** 30-60 km (18 - 38 miles). Be sure to check the day by day itinerary description for the tour you are considering for specific mileages.
- **Gain:** 400 - 600 m (1200 - 2000 ft)
- **Terrain:** Mostly rolling terrain around 3%. Presents multiple 3% to 4% climbs. May present an occasional steeper climb.

LEVEL 3 - 3.5

Level 3 - 3.5 days are great for active individuals (who run, bike, swim etc. on a regular basis).

- **Average daily mileage:** 50-70km (30-45 miles). Be sure to check the day by day itinerary description for the tour you are considering for specific mileages.
- **Gain:** 600 - 900m (2000 - 2800 ft)
- **Terrain:** Multiple Climbs with grades of 4 - 6%.

LEVEL 4 - 4.5

Level 4 - 4.5 days are the best riding days for avid cyclists or very active individuals who are excited to challenge themselves on a bike.

- **Average daily mileage:** 70-90km (45-55 miles) Be sure to check the day by day itinerary description for the tour you are considering for specific mileages.
- **Gain:** 900-1000m (2800-3600 ft)
- **Terrain:** Presents multiple steep climbs (6% to 8% grades), 1 to 3km long. Alternatively, 4 – 6% grades for 6 kilometers or more.

LEVEL 5 (EXPEDITION)

Our Expedition tours designed for strong riders looking for the challenge of riding across countries or continents. Long daily mileages mean limited van support so we recommend these tours for riders who feel confident that they can ride every mile.

- **Average daily mileage:** 120 km (75 miles). Be sure to check the day by day itinerary description for the tour you are considering for specific mileages.
- **Gain:** 500-2000 m (1600- 6500 ft)
- **Terrain:** Expect and be prepared for any and everything.

REMEMBER

A tour level is the average of the days so we recommend you look at the day level on each day of the itinerary to help you better understand what to expect from your tour.

CHECKLIST

TO DO ONCE YOU'VE BOOKED!

- Read through your Reservation Confirmation (link sent to you by e-mail), it has important information to help you plan your trip!
- Check the date on your passport. The expiration date should extend three months past your date of return to your home country.
- Complete the Customer Information Form: <https://www.experienceplus.com/blog/travel-planning/customer-information-form/>
- We recommend you take out travel insurance. Find details at <https://www.experienceplus.com/blog/travel-planning/travel-insurance/>
- Choose a bicycle training program: <https://www.experienceplus.com/blog/travel-planning/bicycle-tour-training/>
- Peruse our country-specific Travel Planning Pages: <https://www.experienceplus.com/blog/travel-planning/>

6 TO 3 MONTHS PRIOR TO TOUR START DATE

- Review the arrival and departure information under the "Travel Information" tab to see meeting place and time, if a reservation on a complimentary ExperiencePlus! Shuttle (if applicable) is required, and other important information to help you plan your arrival and departure.
- Reserve your flights after you know you have a confirmed tour departure. Please check with our office if you do not know if your trip is confirmed.
- Book your pre and post-tour hotel nights.
- Begin your chosen training program
- Final payment is due 90 days (120 days for Bike & Barge/Boat tours) prior to the tour start. Please refer to your Deposit Payment Invoice and the Final Payment Reminder e-mail you have received for detailed instructions.

6 TO 2 WEEKS PRIOR TO TOUR START DATE

- Start reading one of the books or watching one of the movies from our Reading and Movie Lists: <https://www.experienceplus.com/blog/travel-planning/>.
- Plan what you are going to pack and start packing! Refer to the Packing Lists on our website at <https://www.experienceplus.com/blog/travel-planning/packing/>
- We'll email you your access code to RideWithGPS Experiences where you will find the Hotel Itinerary, Participant Roster, names and contact information of your Tour Leaders and other important departure information about 2 weeks prior to your tour start date.

DAY OF YOUR FLIGHT

Get as much sleep on the plane as you can. Pack one day of cycling gear in your carry-on just in case. See you soon!