

## Bicycle Tours in Chile: Bicycling Chile Plus! the Total Solar Eclipse



### OVERVIEW


An amazing opportunity to experience a total solar eclipse and cycle through the stunning wine country of Chile! One of the most prestigious "new world" wine producing regions, Chile's central valley has produced award winning wines in recent years. Join us on our bicycle tour of the Chilean wine country where we pedal through vineyards of the Central Valley before turning south and bicycling along the stunning beaches of the scenic Pacific Coast. We stay in historic colonial cities such as Santa Cruz and Constitucion and visit secluded villages and beach resorts. The last full day of the tour we shuttle to the path of totality and celebrate our adventure in the darkness of the solar eclipse. This is a trip sure to satisfy wine and food lovers and the eclipse makes it truly extraordinary.

### HIGHLIGHTS

Wineries: Casa Silva and VIK, Santa Cruz museum, Pacific coastline along the route, solar eclipse near the Tolhuaca and Lonquimay volcanoes.

### TOUR FACTS

<b>Tour Style</b>	 Classic: Learn more about our Classic tours at <a href="https://www.experienceplus.com/tours/bike-tour-styles/classic-tours">https://www.experienceplus.com/tours/bike-tour-styles/classic-tours</a>
<b>Includes</b>	11 days, 10 nights accommodation, meals as noted in itinerary, van support, bilingual tour leaders, winery visits.
<b>Countries</b>	Chile
<b>Begin/End</b>	Santiago/ Malalcahuello
<b>Arrive/Depart</b>	Santiago Int'l Airport (SCL) / Temuco Airport (ZCO)
<b>Total Distance</b>	652 km (405 miles)
<b>Avg. Daily Distance</b>	81 km (51 miles) per riding day
<b>Tour Level</b>	

**Please Note:** We may have small itinerary changes to this trip after you download this PDF document. If you have booked this trip and there are major changes, including changes to towns or activities, we'll email you directly. However, you should always be sure to refer to the  [online itinerary](#) for the most up-to-date trip information including arrival and departure tips before you depart for your trip:

<https://www.experienceplus.com/guided-bike-tours/chile/chile-eclipse-plus>

## Bicycle Tours in Chile: Bicycling Chile Plus! the Total Solar Eclipse

### DATES & PRICES

Dates	Price	Single Supplement*
📅 Dec 5-15, 2020	📄 USD\$6050	📄 USD\$900

\*We are happy to match solo travelers who would like to share a room with someone of the same gender. If no match exists, due to hotel pricing, we will charge 50% of the single supplement rate. This fee will be collected at the time of the final payment. If a roommate assignment is available this fee will be refunded at the conclusion of the tour.

### DAILY RIDE SUMMARY

Day	Distance/Gain	Terrain	Day Level	Notes
1	Transfer day			
2	42km / 149m (26mi / 489ft)	Gentle	▶▶▶▶▶	
3	69km / 340m (43mi / 1115ft)	Gentle	▶▶▶▶▶	
4	83km / 835m (52mi / 2739ft)	Hilly	▶▶▶▶▶	Shorter optional ride available
5	93km / 1319m (58mi / 4326ft)	Mountainous	▶▶▶▶▶	Shorter optional ride available
6	85km / 1126m (53mi / 3693ft)	Hilly	▶▶▶▶▶	Shorter optional ride available
7	119km / 1267m (74mi / 4156ft)	Hilly	▶▶▶▶▶	Shorter optional ride available
8	90km / 516m (56mi / 1692ft)	Rolling hills	▶▶▶▶▶	Shorter optional ride available
9	69km / 753m (43mi / 2470ft)	Rolling hills	▶▶▶▶▶	
10	Other activity			See Daily Itinerary for details
11	Last day			

## Bicycle Tours in Chile: Bicycling Chile Plus! the Total Solar Eclipse

### ARRIVAL INFO

**In the evening of Day 1, meet your fellow cyclists and Tour Leaders at the Day 1 Hotel specified in the itinerary.**

You will find more details in our welcome note at the hotel's front desk

**Note:** As you are planning, remember that the hotels listed in our itineraries are our primary hotels and are - in rare cases - subject to change. Before you make arrangements, **check with us** if your tour departure is guaranteed. If your tour departure is out further than 6 months, please also check with us as there might be slight changes to the itinerary.

The below information will help you plan your arrival. For more tips or other routes, you might like [Rome2Rio](#). The fare and timing information listed below is approximate.

We recommend flying into the Santiago International Airport (SLC).

How to get to the Day 1 Hotel:

#### Arriving at Santiago Airport and proceeding to the Day 1 Hotel

- Taxi, located just outside the airport (20-30 min/26,000 Chilean pesos)
- or private transfer (Taxi drivers in Chile can be a little intimidating, so if you'd like us to arrange a private transfer from the airport to the hotel contact [reservations@experienceplus.com](mailto:reservations@experienceplus.com) (20-30 min/fares vary)

### DEPARTURE INFO

**We offer a complimentary ExperiencePlus! shuttle to Temuco Airport (ZCO) on the last day of the tour. The shuttle takes about 2 hours. Your spot on the shuttle is already reserved for you.**

- Arrival at Temuco Airport 11 a.m. Schedule your flight departure after 1 p.m.

## Bicycle Tours in Chile: Bicycling Chile Plus! the Total Solar Eclipse

### Welcome to Santiago

**Highlights** Santiago, capital of Chile

We gather today in Santiago de Chile, the capital of Chile. Santiago is a delightful, metropolitan city. We suggest arriving at least a couple of days early so you can explore the covered market and San Cristóbal Hill, a major city landmark. We'll have introductions and a welcome dinner tonight.

### DAY 1

**Meals** Dinner

**Lodging**  Eco Boutique Hotel Bidadoa

### Santiago to Millahue

**Highlights** Award winning wineries and architectural wonders

It's a full day today! First we'll shuttle south into the Central Valley stopping for lunch and a tour of the award winning Casa Silva winery. After lunch we'll have our bike fitting. The stunning Andes will be our backdrop today as we pedal through vineyards to our hotel, which is one of Chile's most stunning wineries and hotels. Inspired by the Andes Mountains and the work of Frank Gehry, the Vina Vik hotel is nestled in the foothills of the Andes in the Millahue Valley, named "Lugar de Oro" or "Golden Place" by the native Mapuche. We'll have dinner and a wine tasting enjoying the fruits and ambiance of this amazing hotel built by one of Chile's award winning architects.

### DAY 2

**Distance** 42 km (26 mi)

**Gain** 149 m (489 ft)

**Terrain** Gentle

**Level** 

**Meals** Breakfast, Lunch, Dinner

**Lodging**  Vik Chile Hotel

### Millahue to Santa Cruz

**Highlights** Countryside, water mills of Larmahue, Santa Cruz Museum

On our bicycle ride to today we'll pass several distinct towns in the central agricultural area of Chile as we pedal towards Santa Cruz, the capital city of this region. We'll see watermills that were once used to irrigate the fertile farmlands of Chile's most famous wine region. These important watermills are protected by UNESCO in the small town of Larmahue.

### DAY 3

**Distance** 69 km (43 mi)

**Gain** 340 m (1115 ft)

**Terrain** Gentle

**Level** 

**Meals** Breakfast, Lunch

**Lodging**  Hotel Santa Cruz Plaza

**Bicycle Tours in Chile: Bicycling Chile Plus! the Total Solar Eclipse**

**Santa Cruz to Vichuquén**

**Highlights** Boyeruca beach & Lago Vichuquén

We leave Santa Cruz today and ride west towards the Pacific Ocean. On the way take time to visit the beautiful town of Lolol. Our ride ends on the coast at Boyeruca beach. From here we'll shuttle the final 45 kilometers to avoid some rough roads.

**DAY 4**

**Distance** 83 km (52 mi)

**Gain** 835 m (2739 ft)

**Terrain** Hilly

**Level** >>>>>

**Meals** Breakfast, Lunch, Dinner

**Lodging**  Hotel Marina de Vichuquen

**Vichiquén to Constitución**

**Highlights** Pedaling the Pacific Coast and Massive rock formations at Constitución

We ride across the coastal range and down to the seaside as we head south through pine forests and small fishing villages. We'll have a picnic lunch in Putu a typical small town in the central valley before finishing the day at our beachside cabins. If you want to shorten the day you can jump in the van after lunch to get to the beach early and spend some time relaxing this afternoon.

**DAY 5**

**Distance** 93 km (58 mi)

**Gain** 1319 m (4326 ft)

**Terrain** Mountainous

**Level** >>>>>

**Meals** Breakfast, Lunch, Dinner

**Lodging**  Cabanas Playa El Cable

**Constitución to Pelluhue**

**Highlights** Rolling hills and the Pacific Coast

We'll be surrounded by cool pine forests most of the way to Chanco before continuing south to the beach town of Pelluhue. Take time to explore the nearby beach and active sand dunes which nearly buried Chanco over the last century before pine woods were planted to protect it.

**DAY 6**

**Distance** 85 km (53 mi)


**Gain** 1126 m (3693 ft)

**Terrain** Hilly

**Level** >>>>>

**Meals** Breakfast, Lunch, Dinner

**Lodging**  Cabañas Campo Mar



## Bicycle Tours in Chile: Bicycling Chile Plus! the Total Solar Eclipse

### Pelluhue to Chillan

**Highlights** Chillan - home to the national Liberator Bernardo O'Higgins

We shuttle to Cauquenes and explore its central market before continuing to pedal south towards Chillan, a small town in Chile's central Valley. We'll be crossing the coastal range into the central valley as Chile's unique geography is on display. As one of the narrowest countries in the world you can easily pedal from one eco system to the next and today we explore the "bread" basket of Chile that is the economic driver for this region.

### DAY 7

**Distance** 119 km (74 mi)  
**Gain** 1267 m (4156 ft)  
**Terrain** Hilly  
**Level** >>>>>  
**Meals** Breakfast, Lunch  
**Lodging** 🏠 MDS Hotel Chillan

### Chillan to Los Angeles

**Highlights** Pedal the foothills of the Andes with views of stunning volcanoes

We continue our journey south towards the Eclipse's path of totality beginning with a short shuttle before hopping on the bikes to pedal along the foothills of the Andes. We are on the east side of the Pan American highway now and the backdrop includes the Andes Range, small vineyards and the Cayaqui, Copahue and Antuco Volcanoes. Part of our ride includes some hard packed gravel roads that lead us into the heart of the farmland at the base of these beautiful mountains.

### DAY 8

**Distance** 90 km (56 mi)  
**Gain** 516 m (1692 ft)  
**Terrain** Rolling hills  
**Level** >>>>>  
**Meals** Breakfast, Lunch  
**Lodging** 🏠 Hotel Diego de Almagro Los Angeles


### Los Angeles to Malalcahuello

**Highlights** The Andes Range and the foothills of Tolguaca Volcano

After a short shuttle this morning we'll pedal south towards a small town in the Araucania region which was founded by Italian Immigrants. To this day the Italo-Chilean connection is strong and you will find Italian food at most local establishments. The Araucania region is named after the Araucania tree, or monkey-puzzle tree. It is native to this region and towers over the rest of the forest that covers these mountains.

### DAY 9

**Distance** 69 km (43 mi)  
**Gain** 753 m (2470 ft)  
**Terrain** Rolling hills  
**Level** >>>>>  
**Meals** Breakfast, Lunch, Dinner  
**Lodging** 🏠 Il Mio Nonno



**Bicycle Tours in Chile: Bicycling Chile Plus! the Total Solar Eclipse****Shuttle to view Eclipse**

**Highlights** The Path of Totality on the shores of Lago Budi and the Pacific

We'll start the day with a "sun dance" to ensure that the clouds stay away and then head to the coast for lunch and to get in position for the eclipse. We'll make sure you have protective eye wear to enjoy every moment leading up to the total eclipse. After the eclipse we'll head back to our hotel for a celebratory final dinner.

**DAY 10**

**Meals** Breakfast, Lunch, Dinner

**Lodging** 🏠 [Il Mio Nonno](#)

**Shuttle to Temuco Airport**

**Highlights** Flights home or more adventures

We'll shuttle to Temuco this morning so you can catch a flight home or perhaps Easter Island calls. Make sure you plan flights after 1:00 p.m. as we won't be getting to the airport until around 11:00 a.m.

**DAY 11**

**Meals** Breakfast

**INCLUDED****WHAT'S INCLUDED**

When you book a tour with ExperiencePlus! our goal is to ensure your only focus each day is to hop on your bike and explore scenic cycling routes in new destinations. Inclusions may differ depending on which tour style you pick but all ExperiencePlus! tours include the three most important aspects of a guided bike tour.

- Superb tour leaders who are fun and multilingual, bi-cultural experts, and cycling enthusiasts. They will support you and help you navigate confidently on and off the road.
- High quality bikes selected for the terrain you are cycling on and correct bike fitting to ensure comfortable cycling. More details on our [bikes page](#).
- Thoughtfully designed itineraries and routes that take advantage of stunning cycling destinations and the freedom of bicycle travel.

**PRE-TRIP SUPPORT**

- Bicycle training programs designed specifically for your tour and fitness level.
- Planning tips on what to pack, hotel recommendations and other helpful details from our [Travel Planning Pages](#).
- A gift of your choice (cycling jerseys, socks, or a t-shirt) as our way of saying thanks for choosing ExperiencePlus!
- \*Traveler services including assistance booking extra nights at the tour starting and ending hotels. (\*Not included on Explorer Tours.)

**ON TOUR**

- See "What's Included" on your tour Itinerary for tour-specific inclusions.

**BICYCLES**

For a full list of what's included with your bike see [Our Bikes page](#). If you would like to bring your own pedals and shoes we recommend doing so. On Explorer tours we include a GPS device on all bikes. We ask that you bring your own helmet to ensure the best fit. Please ask if you would like us to provide you with a gently used helmet and we will do so.

**NAVIGATING, DAYSHEETS AND VAN SUPPORT:**

Each day you'll receive a daily briefing with a highlighted route map and daysheet (print or digital) that includes information on the day's activities, meals and ride. Daily information also includes Tour Leader phone numbers, hotel information and interesting historical and cultural information.

You'll receive a highlighted route map each day or a briefing with the GPS tracks. On Classic, Bike and Boat, Spotlight and Expedition tours we also navigate using our signature chalk dust arrows. Our arrows make navigating very easy—you may never need to look at the map. On Explorer tours the terrain and destinations are not always conducive to using chalk arrows so we'll ride as a group or you can navigate on your own with the GPS tracks.

Before each tour we offer the opportunity to download GPS tracks of most tour routes to your personal GPS device or smartphone using RideWithGPS.com. We do not provide GPS tracks for tours in South America.

On tour you will have a support van providing water and snack resupply, mechanical assistance, a lift for tired cyclists, and luggage transfers. On some itineraries the van will not be able to follow sections of the route that stray from the road for example onto cycling paths.

**Need More Miles?** On many days it is possible to add miles to the day, just talk to your tour leader about your options.

**Need Fewer Miles?** If you aren't sure about your abilities or how much you want to ride remember the support van is available to offer snacks, encouragement, a lift over the next hill, or to the next hotel. You are on vacation and we're here to help make it perfect for you.

**TIPPING YOUR TOUR LEADER TEAM:**

If you feel your tour leader team has demonstrated great expertise and service, common practice within the travel industry is to tip. Tipping is voluntary and greatly appreciated, and gratuity amounts vary widely. Should you decide to leave a tip, as a guideline, we suggest 5% of the tour cost per traveler – this is for the entire tour leader team, not each tour leader. You can give the tip to any member of the tour leader team, as they share it evenly. In order to avoid social tensions, we encourage you to tip as individuals and not as a group. If you feel your tour leaders did not quite meet your expectations, please let us know. \*Tips are included in Expedition pricing.

**PHOTOS:**

By reserving space on tour, you agree that ExperiencePlus! may use, re-use and reproduce any images, photos or videos sent to us, or taken by our guides or travelers free of charge and without your right to inspection. If you do not want us to use any images of you on tour, you must inform your tour leader in writing at the start of the tour.



**STYLES** **OUR TOUR STYLES**

We realize that one size does not fit all and there are as many ways to travel by bike as there are different types of cyclists and travelers. No matter what you are looking for in a cycling vacation, we have a tour with just the right pace for you.

**Classic Tours:** Dream of traveling through a region by bike? then our Classic style bike tours are for you! Our unique chalk arrows lead the way as you explore small villages and world-class cities while traveling at your own pace.

- Tour Length: 7-15 days
- Hotels: 3-4 stars, most itineraries include at least one two-night stay at the same hotel.
- Road Type: Pavement, bike paths.
- Multi-night Stays: Occasionally
- Navigation: Chalk Arrows
- Price: \$\$\$
- Tour Levels: 1-4.5

**Explorer Tours:** Travel further off the beaten path - we let the destination dictate where we ride, not the road surface.

- Tour Length: 7-8 days
- Hotels: 2-3 stars, occasional multi-night stays at the same hotel.
- Road Type: 30-50% gravel or hard-packed dirt, the rest pavement.
- Multi-night Stays: Occasionally
- Navigation: Group riding and GPS
- Price: \$\$
- Tour Levels: 1-4

**Spotlight Tours:** Multi-nights stays, loop rides, choose from a selection of activities or enjoy hotel amenities during your free time.

- Tour Length: 6-7 days
- Hotels: 3-5 stars, typically 3-nights spent in one hotel and 2-nights in the other.
- Road Type: Pavement
- Multi-night Stays: Min 2 night stays
- Navigation: Chalk Arrows
- Price: \$\$\$
- Tour Levels: 1-4

**Bike and Boat Tours:** Spend days cycling and your evenings relaxing on a private boat as you cruise to your next port.

- Tour Length: 7-8 days, some itineraries have land-based extensions available.
- Barge/Boat: 3-4 star, same cabin for the entire boat trip.
- Road Type: Pavement
- Navigation: Chalk Arrows
- Price: \$\$\$
- Tour Levels: 1-4

**Expedition Tours:** Multi-week tours where you spend long days on the bike with the added satisfaction of pedaling across multiple countries.

- Tour Length: 15-40 days
- Hotels: 2-4 stars, typically there is a 2-night hotel stay every 5-7 days.
- Road Type: Pavement with occasional hard-packed dirt or gravel.
- Multi-night Stays: On rest days
- Navigation: Chalk Arrows
- Price: \$\$\$
- Tour Levels: 4-5

**LEVELS**

We know that travelers have different cycling abilities and preferences for the number of miles, elevation gain, and type of terrain they want on a bicycle tour. We have rated each day of our tours on a scale of 1-5. Our Tour Level's are an average of the day rating on tour. We recommend looking at the daily summary on the PDF and Website Itinerary to see details about each day's ride.

**LEVEL 1 - 1.5**

Level 1 - 1.5 days will be mostly flat and the distance will rarely exceed 50 km. Level 1 - 1.5 tours are suitable for beginner cyclists, those traveling by bicycle for the first time, or multi-generational groups with a desire for a nice and easy bike tour with plenty of opportunities to stop and enjoy the scenery.

- **Average daily mileage:** 20 - 50 km. (12-30 miles) Be sure to check the day by day itinerary description for the tour you are considering for specific mileages.
- **Gain:** 0-400 M (0-1200 ft)
- **Terrain:** Mostly flat with occasional gentle climbs at a grade of less than 3%, that are sustained for a maximum of 3km. There might be a steeper but short climb.

**LEVEL 2 - 2.5**

Level 2 - 2.5 days are ideal for riders newer to bicycle touring looking for a bit of a challenge.

- **Average daily mileage:** 30-60 km (18 - 38 miles). Be sure to check the day by day itinerary description for the tour you are considering for specific mileages.
- **Gain:** 400 - 600 m (1200 - 2000 ft)
- **Terrain:** Mostly rolling terrain around 3%. Presents multiple 3% to 4% climbs. May present an occasional steeper climb.

**LEVEL 3 - 3.5**

Level 3 - 3.5 days are great for active individuals (who run, bike, swim etc. on a regular basis).

- **Average daily mileage:** 50-70km (30-45 miles). Be sure to check the day by day itinerary description for the tour you are considering for specific mileages.
- **Gain:** 600 - 900m (2000 - 2800 ft)
- **Terrain:** Multiple Climbs with grades of 4 - 6%.

**LEVEL 4 - 4.5**

Level 4 - 4.5 days are the best riding days for avid cyclists or very active individuals who are excited to challenge themselves on a bike.

- **Average daily mileage:** 70-90km (45-55 miles) Be sure to check the day by day itinerary description for the tour you are considering for specific mileages.
- **Gain:** 900-1000m (2800-3600 ft)
- **Terrain:** Presents multiple steep climbs (6% to 8% grades), 1 to 3km long. Alternatively, 4 - 6% grades for 6 kilometers or more.

**LEVEL 5 (EXPEDITIONPLUS!)**

Our ExpeditionPlus! tours designed for strong riders looking for the challenge of riding across countries or continents. Long daily mileages mean limited van support so we recommend these tours for riders who feel confident that they can ride every mile.

- **Average daily mileage:** 120 km (75 miles). Be sure to check the day by day itinerary description for the tour you are considering for specific mileages.
- **Gain:** 500-2000 m (1600- 6500 ft)
- **Terrain:** Expect and be prepared for any and everything.

**REMEMBER**

A tour level is the average of the days so we recommend you look at the day level on each day of the itinerary to help you better understand what to expect from your tour.

## CHECKLIST

### TO DO ONCE YOU'VE BOOKED!

- Read through your Reservation Confirmation (link sent to you by e-mail), it has important information to help you plan your trip!
- Check the date on your passport. The expiration date should extend three months past your date of return to your home country.
- Complete the Customer Information Form: <https://www.experienceplus.com/blog/travel-planning/customer-information-form/>
- We recommend you take out travel insurance. Find details at <https://www.experienceplus.com/blog/travel-planning/travel-insurance/>
- Choose a bicycle training program: <https://www.experienceplus.com/blog/travel-planning/bicycle-tour-training/>
- Peruse our country-specific Travel Planning Pages: <https://www.experienceplus.com/blog/travel-planning/>

### 6 TO 3 MONTHS PRIOR TO TOUR START DATE

- Review the arrival and departure information under the "Travel Information" tab to see meeting place and time, if a reservation on a complimentary ExperiencePlus! Shuttle (if applicable) is required, and other important information to help you plan your arrival and departure.
- Reserve your flights after you know you have a confirmed tour departure. Please check with our office if you do not know if your trip is confirmed.
- Book your pre and post-tour hotel nights.
- Begin your chosen training program
- Final payment is due 90 days (120 days for Bike & Barge/Boat tours) prior to the tour start. Please refer to your Deposit Payment Invoice and the Final Payment Reminder e-mail you have received for detailed instructions.

### 6 TO 2 WEEKS PRIOR TO TOUR START DATE

- Start reading one of the books or watching one of the movies from our Reading and Movie Lists: <https://www.experienceplus.com/blog/travel-planning/>.
- Plan what you are going to pack and start packing! Refer to the Packing Lists on our website at <https://www.experienceplus.com/blog/travel-planning/packing/>
- We'll email your Hotel Itinerary, the Participant Roster, names and contact information of your Tour Leaders and other important departure information about 2 weeks prior to your tour start date.

### DAY OF YOUR FLIGHT

Get as much sleep on the plane as you can. Pack one day of cycling gear in your carry-on just in case. See you soon!