

Bicycle Tours in Germany: Cycling Hamburg to Berlin

OVERVIEW



Starting your cycling in Germany's wealthiest city, Hamburg, whose slogan is "gateway to the world" is sure to delight! You'll meander along the Elbe River to important trading towns of the Hanseatic League which from 1400-1800 dominated the trade routes and economies of the Baltic countries. Pedal through rural countryside to reach Lüneburg, while we finish up the tour at the Prussian kings' summer resort (Potsdam). The grand finalé is the bicycle ride into Berlin.

If this tour sounds great but you prefer a longer ride, check out our [Cycling Copenhagen to Berlin](#) tour.

HIGHLIGHTS

Guided tour of Hamburg, Lüneburg saltwater pools and nature reserve, Iron Curtain, Overnight at the Castle of Lenzen, Hanseatic League Cities, Water - birds abound, Potsdam - Sanssouci Palace and Park, Berlin

TOUR FACTS

Tour Style	 Classic: Learn more about our Classic tours at https://www.experienceplus.com/tours/bike-tour-styles/classic-tours
Includes	8 days, 7 nights' accommodation; meals as noted in itinerary; guided tours of Hamburg and Berlin; and the usual (see below).
Countries	Germany
Begin/End	Hamburg / Berlin
Arrive/Depart	Hamburg (HAM) / Berlin (BER)
Total Distance	291km (180 miles)
Avg. Daily Distance	58km (36 miles) per riding day
Tour Level	
Keep in Mind	We work hard to maintain consistency across all of our tours, but some trips have unique differences. Here are some things to keep in mind about this tour. We use charming and modern hotels but A/C or fans may not always be available. Separated twin beds are rare in many places instead there will be two mattresses together that sit on the same base.

Please Note: We may have small itinerary changes to this trip after you download this PDF document. If you have booked this trip and there are major changes, including changes to towns or activities, we'll email you directly. However, you should always be sure to refer to the  [online itinerary](#) for the most up-to-date trip information including arrival and departure tips before you depart for your trip:

<https://www.experienceplus.com/guided-bike-tours/germany/biking-hamburg-berlin>

Bicycle Tours in Germany: Cycling Hamburg to Berlin

DATES & PRICES

Dates	Price	Single Supplement*
☞ Jul 22-29, 2022	☞ USD\$4450	☞ USD\$550
☞ Jun 9-16, 2023	☞ USD\$4650	☞ USD\$550
☞ Jun 30-Jul 7, 2023	☞ USD\$4650	☞ USD\$550
☞ Jul 21-28, 2023	☞ USD\$4650	☞ USD\$550

*We are happy to match solo travelers who would like to share a room with someone of the same gender. If no match exists, due to hotel pricing, we will charge 50% of the single supplement rate. This fee will be collected at the time of the final payment. If a roommate assignment is available this fee will be refunded at the conclusion of the tour.

DAILY RIDE SUMMARY

Day	Distance/Gain	Terrain	Day Level	Notes
1	Test ride			
2	Rest day			
3	71km / 422m (44mi / 1384ft)	Gentle	▶▶▶▶▶	
4	55km / 408m (34mi / 1338ft)	Gentle	▶▶▶▶▶	
5	69km / 298m (43mi / 977ft)	Gentle	▶▶▶▶▶	
6	58km / 222m (36mi / 728ft)	Gentle	▶▶▶▶▶	
7	40km / 271m (25mi / 889ft)	Gentle	▶▶▶▶▶	
8	Last day			

Bicycle Tours in Germany: Cycling Hamburg to Berlin

ARRIVAL INFO

Meeting time 6:00 p.m. - on Day 1, meet your fellow cyclists and Tour Leaders at the Day 1 Hotel specified on the itinerary.

Note:

As you are planning, remember that the hotels listed in our itineraries are our primary hotels and are - in rare cases - subject to change. Before you make arrangements, [check with us](#) if your tour departure is guaranteed. If your tour departure is out further than 6 months, please also check with us as there might be slight changes to the itinerary.

The below information will help you plan your arrival. For more tips or other routes, you might like [Rome2Rio](#). The fare and timing information listed below is approximate.

We recommend flying into the Hamburg Airport (HAM).

From the Hamburg Airport to the Day 1 hotel

- Taxi (20 min/EUR 25)
- Take commuter train S1 (bound for Ohlsdorf) to the Hauptbahnhof (central station) (25 min/EUR 3.50) and [Walk 7 min](#)

DEPARTURE INFO

Your trip ends on the final day after the city tour around 1 p.m. back at the hotel.

We recommend you plan your homebound flight for the next day

The below information will help you plan your departure. For more tips or other routes, you might like [Rome2Rio](#).

Your closest departure airport is Berlin Brandenburg Airport (BER).

There is a variety of options available to get to the airport, and you should check how long your chosen option takes as the trip length can vary from 1 to 1.5 hours total. You may check the public transit [BVG website](#) or ask the hotel about departing.

From the ending hotel to the BER Airport

- Taxi (30min/EUR 50)

or

- Public transportation:
 - [Walk](#) or take a taxi to Alexanderplatz (10 min/EUR 10)
 - Regional trains RE7, RB14 and other lines (25 min/EUR 4).
 - **Note:** Many ticket-machines are cash only. Remember to validate your ticket at one of the red boxes on the platform. Not all stations have escalators, so you might prefer a taxi.

Bicycle Tours in Germany: Cycling Hamburg to Berlin

Welcome to Hamburg

Highlights Free and Hanseatic City, "Gateway to the world"

"The gateway to the world" might be a bold claim, but Germany's second-largest city and largest port (despite being on a river and 100 km from the coast) has never been shy. Hamburg has engaged in business with the world ever since it joined the Hanseatic League back in the Middle Ages, and this "harbourpolis" is now the nation's premier media hub and its wealthiest city. We'll enjoy a special welcome dinner tonight.

Hamburg

Highlights Guided harbor cruise of the Hamburg Port

Enjoy a harbor cruise this morning and some free time to visit some of the local attractions like the impressive Rathaus (city hall) or one of the museums in the newly popular warehouse district. Or perhaps you'd like some shopping in the main streets around the train station, or a stroll along the Alster River and harbor to see the bustle.

Hamburg to Lüneburg

Highlights Storybook German brick gothic town Lüneburg, town hall

Take a ferry out of Daily Hamburg and find yourself transported to another world - the "Alte Land" a rural paradise famous for its orchards. As the landscape changes we'll ride through the Lüneburg Heath, a nature reserve, on our way to Lüneburg town whose prosperity for centuries came from its salt. The town sat upon a massive salt dome which was mined, sold/traded throughout Northern Europe. Though salt is no longer the primary economic driver, Lüneburg has more than that going for it. For instance our hotel is the location for the German TV series, "Red Roses". Stroll around and enjoy this fairy tale setting.

DAY 1: Fri, Jun 30th

Meals Dinner

Lodging  Hotel Henri

DAY 2: Sat, Jul 1st

Terrain Gentle

Level 

Meals Breakfast

Lodging  Hotel Henri

DAY 3: Sun, Jul 2nd

Distance 71 km (44 mi)

Gain 422 m (1384 ft)

Terrain Gentle

Level 

Meals Breakfast, Dinner

Lodging  Hotel Altes Kaufhaus

Bicycle Tours in Germany: Cycling Hamburg to Berlin

Lüneburg to Hitzacker and shuttle to Tangermünde

Highlights Elbe River, Iron Curtain, Baroque gardens at our lodging

Today's ride follows the Elbe river along a natural area of the Lower Saxony Elbtalau. With such a picturesque landscape it's difficult to imagine that you are traveling along the Iron Curtain. We'll regather in Hitzacker and take a 1.45-hour shuttle to the final destination of the day, Tangermünde. Our hotel for the night is the former residence of the emperor of Tangermünde, the castle's unforgettable charm casts a spell on all who visit. Enjoy the pool or spa this afternoon.

DAY 4: Mon, Jul 3rd

Distance 55 km (34 mi)
Gain 408 m (1338 ft)
Terrain Gentle
Level 
Meals Breakfast
Lodging  Schloss Hotel
 Tangermunde

Tangermünde to Brandenburg

Highlights Elbe valley - bird watching

You will continue riding along the Elbe valley, a paradise for bird watchers because its extensive alluvial flats offer perfect conditions for a wide variety of birds. After crossing the Elbe by ferry we will be heading toward the next river, the Havel. Actually, it is more of a series of lakes rather than a river that you will be following as you enter the town of Brandenburg.

DAY 5: Tue, Jul 4th

Distance 69 km (43 mi)
Gain 298 m (977 ft)
Terrain Gentle
Level 
Meals Breakfast, Dinner
Lodging  Hotel Sorat
 Brandenburg


Brandenburg to Potsdam

Highlights Havel River Bike Path, Sanssouci Palace and Park

Today you will follow bike paths along the Havel River to the final destination for the day, Potsdam. This was the royal residence for Prussian kings and the German Kaiser until 1918. The palace's name Sans Souci, translates to "without concerns". King Frederick set-up his summer residence here in the 18th century to relax and escape the spectacle of the Berlin court. You'll pedal through the city's impressive park itself to reach our hotel in the center of town. Take the rest of the day to enjoy the town, its many palaces, and parks.

DAY 6: Wed, Jul 5th

Distance 58 km (36 mi)
Gain 222 m (728 ft)
Terrain Gentle
Level 
Meals Breakfast, Dinner
Lodging  Hotel Brandenburger
 Tor



Bicycle Tours in Germany: Cycling Hamburg to Berlin

Potsdam to Berlin

Highlights Cycle to our final destination: Unified Berlin

Today we cycle to our final destination and Germany's largest city, Berlin. Our route will take us across the bridge of spies, through the Grunewald, past the Olympia Stadium of 1936, and along bike paths to the Victory Column, through the Tiergarten Park to the Brandenburg Gate and back on bike paths to the Reichstag!

DAY 7: Thu, Jul 6th

Distance 40 km (25 mi)

Gain 271 m (889 ft)

Terrain Gentle

Level 

Meals Breakfast, Dinner

Lodging  Capri by Fraser Berlin

Berlin

Highlights Berlin guided visit

Your cycling adventure is complete, but we will spend our last morning together with a guided visit through the city. Once we finish our tour back at the hotel at around 1 p.m., we hope you have a bit more time to spend in one of Europe's most cosmopolitan cities. It offers a little of everything for its many visitors -- Happy travels! If you must depart, we recommend you book your home bound flight for the next day as most international flights leave in the morning.

DAY 8: Fri, Jul 7th

Meals Breakfast

INCLUDED

WHAT'S INCLUDED

When you book a tour with ExperiencePlus! our goal is to ensure your only focus each day is to hop on your bike and explore scenic cycling routes in new destinations. Inclusions may differ depending on which tour style you pick but all ExperiencePlus! tours include the three most important aspects of a guided bike tour.

- Superb tour leaders who are fun and multilingual, bi-cultural experts, and cycling enthusiasts. They will support you and help you navigate confidently on and off the road.
- High quality bikes selected for the terrain you are cycling on and correct bike fitting to ensure comfortable cycling. More details on our bikes page: <https://www.experienceplus.com/what-to-expect/our-bikes/>
- Thoughtfully designed itineraries and routes that take advantage of stunning cycling destinations and the freedom of bicycle travel.

PRE-TRIP SUPPORT

- Bicycle training programs designed specifically for your tour and fitness level.
- Planning tips on what to pack, hotel recommendations and other helpful details from our Travel Planning Pages: <https://www.experienceplus.com/blog/travel-planning/>
- A gift of your choice (cycling jerseys, socks, or a t-shirt) as our way of saying thanks for choosing ExperiencePlus!
- *Traveler services including assistance booking extra nights at the tour starting and ending hotels. (*Not included on Explorer Tours.)

ON TOUR

- See "What's Included" on your tour Itinerary for tour-specific inclusions.

BICYCLES

For a full list of what's included with your bike see our bikes page (<https://www.experienceplus.com/what-to-expect/our-bikes/>). If you would like to bring your own pedals and shoes we recommend doing so. On Explorer tours we include a GPS device on all bikes. We ask that you bring your own helmet to ensure the best fit. Please ask if you would like us to provide you with a gently used helmet and we will do so.

NAVIGATING, DAYSHEETS AND VAN SUPPORT:

Each day you'll receive a daily briefing with a highlighted route map. About 14 days prior to your tour, we will provide you with access to RideWithGPS Experiences, our platform

to distribute information on each tour day's activities, meals and ride, as well as GPS-routes.

Daily information also includes Tour Leader phone numbers, hotel information and interesting historical and cultural information. On Classic, Bike and Boat, Spotlight and Expedition tours we also navigate using our signature chalk dust arrows. Our arrows make navigating very easy—you may never need to look at the map. On Explorer tours the terrain and destinations are not always conducive to using chalk arrows so we'll ride as a group or you can navigate on your own with the GPS tracks. On tour you will have a support van providing water and snack resupply, mechanical assistance, a lift for tired cyclists, and luggage transfers. On some itineraries the van will not be able to follow sections of the route that stray from the road for example onto cycling paths.

On tour you will have a support van providing water and snack resupply, mechanical assistance, a lift for tired cyclists, and luggage transfers. On some itineraries the van will not be able to follow sections of the route that stray from the road for example onto cycling paths.

Need More Miles? On many days it is possible to add miles to the day, just talk to your tour leader about your options.

Need Fewer Miles? If you aren't sure about your abilities or how much you want to ride remember the support van is available to offer snacks, encouragement, a lift over the next hill, or to the next hotel. You are on vacation and we're here to help make it perfect for you.

TIPPING YOUR TOUR LEADER TEAM:

If you feel your tour leader team has demonstrated great expertise and service, common practice within the travel industry is to tip. Tipping is voluntary and greatly appreciated, and gratuity amounts vary widely. Should you decide to leave a tip, as a guideline, we suggest 5% of the tour cost per traveler – this is for the entire tour leader team, not each tour leader. You can give the tip to any member of the tour leader team, as they share it evenly. In order to avoid social tensions, we encourage you to tip as individuals and not as a group. If you feel your tour leaders did not quite meet your expectations, please let us know. *Tips are included in Expedition pricing.

PHOTOS:

By reserving space on tour, you agree that ExperiencePlus! may use, re-use and reproduce any images, photos or videos sent to us, or taken by our guides or travelers free of charge and without your right to inspection. If you do not want us to use any images of you on tour, you must inform your tour leader in writing at the start of the tour.

STYLES **OUR TOUR STYLES**

We realize that one size does not fit all and there are as many ways to travel by bike as there are different types of cyclists and travelers. No matter what you are looking for in a cycling vacation, we have a tour with just the right pace for you.

Classic Tours: Dream of traveling through a region by bike? then our Classic style bike tours are for you! Our unique chalk arrows lead the way as you explore small villages and world-class cities while traveling at your own pace.

- Tour Length: 7-15 days
- Hotels: 3-4 stars, most itineraries include at least one two-night stay at the same hotel.
- Road Type: Pavement, bike paths.
- Multi-night Stays: Occasionally
- Navigation: Chalk Arrows
- Price: \$\$\$
- Tour Levels: 1-4.5

Explorer Tours: Travel further off the beaten path - we let the destination dictate where we ride, not the road surface.

- Tour Length: 7-8 days
- Hotels: 2-3 stars, occasional multi-night stays at the same hotel.
- Road Type: 30-50% gravel or hard-packed dirt, the rest pavement.
- Multi-night Stays: Occasionally
- Navigation: Group riding and GPS
- Price: \$\$
- Tour Levels: 1-4

Spotlight Tours: Multi-nights stays, loop rides, choose from a selection of activities or enjoy hotel amenities during your free time.

- Tour Length: 6-7 days
- Hotels: 3-5 stars, typically 3-nights spent in one hotel and 2-nights in the other.
- Road Type: Pavement
- Multi-night Stays: Min 2 night stays
- Navigation: Chalk Arrows
- Price: \$\$\$
- Tour Levels: 1-4

Bike and Boat Tours: Spend days cycling and your evenings relaxing on a private boat as you cruise to your next port.

- Tour Length: 7-8 days, some itineraries have land-based extensions available.
- Barge/Boat: 3-4 star, same cabin for the entire boat trip.
- Road Type: Pavement
- Navigation: Chalk Arrows
- Price: \$\$\$
- Tour Levels: 1-4

Expedition Tours: Multi-week tours where you spend long days on the bike with the added satisfaction of pedaling across multiple countries.

- Tour Length: 15-40 days
- Hotels: 2-4 stars, typically there is a 2-night hotel stay every 5-7 days.
- Road Type: Pavement with occasional hard-packed dirt or gravel.
- Multi-night Stays: On rest days
- Navigation: Chalk Arrows
- Price: \$\$\$
- Tour Levels: 4-5

**LEVELS**

We know that travelers have different cycling abilities and preferences for the number of miles, elevation gain, and type of terrain they want on a bicycle tour. We have rated each day of our tours on a scale of 1-5. Our Tour Level's are an average of the day rating on tour. We recommend looking at the daily summary on the PDF and Website Itinerary to see details about each day's ride.

LEVEL 1 - 1.5

Level 1 - 1.5 days will be mostly flat and the distance will rarely exceed 50 km. Level 1 - 1.5 tours are suitable for beginner cyclists, those traveling by bicycle for the first time, or multi-generational groups with a desire for a nice and easy bike tour with plenty of opportunities to stop and enjoy the scenery.

- **Average daily mileage:** 20 - 50 km. (12-30 miles) Be sure to check the day by day itinerary description for the tour you are considering for specific mileages.
- **Gain:** 0-400 M (0-1200 ft)
- **Terrain:** Mostly flat with occasional gentle climbs at a grade of less than 3%, that are sustained for a maximum of 3km. There might be a steeper but short climb.

LEVEL 2 - 2.5

Level 2 - 2.5 days are ideal for riders newer to bicycle touring looking for a bit of a challenge.

- **Average daily mileage:** 30-60 km (18 - 38 miles). Be sure to check the day by day itinerary description for the tour you are considering for specific mileages.
- **Gain:** 400 - 600 m (1200 - 2000 ft)
- **Terrain:** Mostly rolling terrain around 3%. Presents multiple 3% to 4% climbs. May present an occasional steeper climb.

LEVEL 3 - 3.5

Level 3 - 3.5 days are great for active individuals (who run, bike, swim etc. on a regular basis).

- **Average daily mileage:** 50-70km (30-45 miles). Be sure to check the day by day itinerary description for the tour you are considering for specific mileages.
- **Gain:** 600 - 900m (2000 - 2800 ft)
- **Terrain:** Multiple Climbs with grades of 4 - 6%.

LEVEL 4 - 4.5

Level 4 - 4.5 days are the best riding days for avid cyclists or very active individuals who are excited to challenge themselves on a bike.

- **Average daily mileage:** 70-90km (45-55 miles) Be sure to check the day by day itinerary description for the tour you are considering for specific mileages.
- **Gain:** 900-1000m (2800-3600 ft)
- **Terrain:** Presents multiple steep climbs (6% to 8% grades), 1 to 3km long. Alternatively, 4 – 6% grades for 6 kilometers or more.

LEVEL 5 (EXPEDITION)

Our Expedition tours designed for strong riders looking for the challenge of riding across countries or continents. Long daily mileages mean limited van support so we recommend these tours for riders who feel confident that they can ride every mile.

- **Average daily mileage:** 120 km (75 miles). Be sure to check the day by day itinerary description for the tour you are considering for specific mileages.
- **Gain:** 500-2000 m (1600- 6500 ft)
- **Terrain:** Expect and be prepared for any and everything.

REMEMBER

A tour level is the average of the days so we recommend you look at the day level on each day of the itinerary to help you better understand what to expect from your tour.

CHECKLIST

TO DO ONCE YOU'VE BOOKED!

- Read through your Reservation Confirmation (link sent to you by e-mail), it has important information to help you plan your trip!
- Check the date on your passport. The expiration date should extend three months past your date of return to your home country.
- Complete the Customer Information Form: <https://www.experienceplus.com/blog/travel-planning/customer-information-form/>
- We recommend you take out travel insurance. Find details at <https://www.experienceplus.com/blog/travel-planning/travel-insurance/>
- Choose a bicycle training program: <https://www.experienceplus.com/blog/travel-planning/bicycle-tour-training/>
- Peruse our country-specific Travel Planning Pages: <https://www.experienceplus.com/blog/travel-planning/>

6 TO 3 MONTHS PRIOR TO TOUR START DATE

- Review the arrival and departure information under the "Travel Information" tab to see meeting place and time, if a reservation on a complimentary ExperiencePlus! Shuttle (if applicable) is required, and other important information to help you plan your arrival and departure.
- Reserve your flights after you know you have a confirmed tour departure. Please check with our office if you do not know if your trip is confirmed.
- Book your pre and post-tour hotel nights.
- Begin your chosen training program
- Final payment is due 90 days (120 days for Bike & Barge/Boat tours) prior to the tour start. Please refer to your Deposit Payment Invoice and the Final Payment Reminder e-mail you have received for detailed instructions.

6 TO 2 WEEKS PRIOR TO TOUR START DATE

- Start reading one of the books or watching one of the movies from our Reading and Movie Lists: <https://www.experienceplus.com/blog/travel-planning/>.
- Plan what you are going to pack and start packing! Refer to the Packing Lists on our website at <https://www.experienceplus.com/blog/travel-planning/packing/>
- We'll email you your access code to Digital Daysheets, Hotel Itinerary, Participant Roster, names and contact information of your Tour Leaders, emergency phone numbers, and other important departure information about 2 weeks prior to your tour start date. All this will be provided to you via a feature called Experiences via the RideWithGPS App (tracks available but not necessary for navigation on Classic, Expedition, Spotlight and Bike & Boat tours).

DAY OF YOUR FLIGHT

Get as much sleep on the plane as you can. Pack one day of cycling gear in your carry-on just in case. See you soon!