

## Bicycle Tours in Denmark: Cycling Copenhagen to Hamburg

### OVERVIEW



A Northern European tour extraordinaire, cycling from one vibrant city to another, both renowned for their urban cycling culture among other things, our new Copenhagen to Hamburg cycling tour promises to be a winner. Spend four days in Denmark, pedaling across some of the country's quintessential islands and along the Baltic Sea before traversing it to reach the "Continent." Connecting some of the most important trading towns of the Hanseatic League which from 1400-1800 dominated the trade routes and economies of the Baltic countries, our ride in Germany touches upon the important cities of Lübeck (home of the Hanseatic League), and finishes in up and coming Hamburg!


If this sounds great but you prefer a longer tour, check out our [Cycling Copenhagen to Berlin](#) tour.

### HIGHLIGHTS

Copenhagen and its cycling path network, Beaches along the Baltic, Lubeck - UNESCO World Heritage Site, Best marzipan in the world, Guided tour of Hamburg, The Iron Curtain, Birding opportunities

### TOUR FACTS

<b>Tour Style</b>	 Classic: Learn more about our Classic tours at <a href="https://www.experienceplus.com/tours/bike-tour-styles/classic-tours">https://www.experienceplus.com/tours/bike-tour-styles/classic-tours</a>
<b>Includes</b>	8 days, 7 nights' accommodation; meals as noted in itinerary; ferry crossings; guided tour of Hamburg; and the usual (see below).
<b>Countries</b>	Denmark, Germany
<b>Begin/End</b>	Copenhagen / Hamburg
<b>Arrive/Depart</b>	Copenhagen (CPH) / Hamburg (HAM)
<b>Total Distance</b>	370 km ( 228 miles)
<b>Avg. Daily Distance</b>	62 km (38 miles) per riding day
<b>Tour Level</b>	
<b>Keep in Mind</b>	We work hard to maintain consistency across all of our tours, but some trips have unique differences. Here are some things to keep in mind about this tour. We use charming and modern hotels but A/C or fans may not always be available. Separated twin beds are rare in many places instead there will be two mattresses together that sit on the same base.

**Please Note:** We may have small itinerary changes to this trip after you download this PDF document. If you have booked this trip and there are major changes, including changes to towns or activities, we'll email you directly. However, you should always be sure to refer to the  [online itinerary](#) for the most up-to-date trip information including arrival and departure tips before you depart for your trip:

<https://www.experienceplus.com/guided-bike-tours/denmark/biking-copenhagen-hamburg>

## Bicycle Tours in Denmark: Cycling Copenhagen to Hamburg

### DATES & PRICES

Dates	Price	Single Supplement*
☞ Jul 16-23, 2022	☞ USD\$4795	☞ USD\$550
☞ Jun 3-10, 2023	☞ USD\$4995	☞ USD\$550
☞ Jun 24-Jul 1, 2023	☞ USD\$4995	☞ USD\$550
☞ Jul 15-22, 2023	☞ USD\$4995	☞ USD\$550

\*We are happy to match solo travelers who would like to share a room with someone of the same gender. If no match exists, due to hotel pricing, we will charge 50% of the single supplement rate. This fee will be collected at the time of the final payment. If a roommate assignment is available this fee will be refunded at the conclusion of the tour.

### DAILY RIDE SUMMARY

Day	Distance/Gain	Terrain	Day Level	Notes
1	Test ride			
2	79km / 203m (49mi / 666ft)	Gentle	▶▶▶▶▶	
3	58km / 346m (36mi / 1135ft)	Gentle	▶▶▶▶▶	
4	39km / 343m (24mi / 1125ft)	Gentle	▶▶▶▶▶	
5	69km / 656m (43mi / 2152ft)	Gentle	▶▶▶▶▶	
6	50km / 249m (31mi / 817ft)	Gentle	▶▶▶▶▶	
7	69km / 364m (43mi / 1194ft)	Gentle	▶▶▶▶▶	
8	Last day			

## Bicycle Tours in Denmark: Cycling Copenhagen to Hamburg

### ARRIVAL INFO

**Meeting time 1:15 p.m. - on Day 1, meet your fellow cyclists and Tour Leaders at the Day 1 Hotel specified on the itinerary.**

**Note:**

As you are planning, remember that the hotels listed in our itineraries are our primary hotels and are - in rare cases - subject to change. Before you make arrangements, **check with us** if your tour departure is guaranteed. If your tour departure is out further than 6 months, please also check with us as there might be slight changes to the itinerary.

The below information will help you plan your arrival. For more tips or other routes, you might like [Rome2Rio](#). The fare and timing information listed below is approximate.

We recommend flying into the Copenhagen Airport (CPH).

#### **From the Copenhagen Airport to the Day 1 Hotel**

1. Metro to Norreport station (15 min/DKK 36; we recommend using the ticket machines, credit card only)
2. **walk** from Norreport station Day 1 Hotel (7 mins)
3. Or Taxi from the airport to the hotel (20 min/DKK 250-300)

### DEPARTURE INFO

**Your trip ends on the final day after the city tour back at the hotel around 12 noon.**

We recommend you plan your homebound flight for the next day

The below information will help you plan your departure. For more tips or other routes, you might like [Rome2Rio](#).

We recommend flying out of the Hamburg Airport (HAM).

#### **From the ending hotel to the Hamburg Airport**

- Taxi (20 min/EUR 25)
- **Walk 7 min** to central station and take commuter train S1 from Hauptbahnhof to the airport (20 min/EUR 3.50)

## Bicycle Tours in Denmark: Cycling Copenhagen to Hamburg

### Welcome to Copenhagen

**Highlights** Copenhagen considered the "most livable city and bike capital of the world"

The Danes are well known for their love of cycling and cities all around the world are now trying to emulate their bicycling success. It really is a biking heaven with over 390 kilometers (241 miles) of designated bike lanes. The world also looks to Copenhagen for the latest innovations in design, architecture, fashion and savors the extraordinary culinary revolution that has taken place here over the last decade. Enjoy an avant-garde Danish welcome dinner tonight.

### DAY 1: Sat, Jul 15th

**Meals** Dinner

**Lodging**  Hotel Kong Arthur

### South Zealand

**Highlights** Kalvebod Fælled, Mosede Fort & Beach, Køge oldest half-timbered house in Denmark

Leave Copenhagen on one of its many extraordinary bike paths to the Kalvebod Fælled nowadays one of the biggest recreational areas around Copenhagen. Stop for lunch in Køge, a century old market town with an impressive medieval section surrounding the central square which is home to the oldest dated half-timbered house in Denmark. Continue cycling south, past Stevens Klint to our hotel on the Baltic beach of Rødvig.

### DAY 2: Sun, Jul 16th

**Distance** 79 km (49 mi)

**Gain** 203 m (666 ft)

**Terrain** Gentle

**Level** 

**Meals** Breakfast, Dinner

**Lodging**  Hotel Klinten

### The southern edge of Zealand

**Highlights** Præstø Fjord and town, Baroque mansion of Nysø, and Vordinborg

Continue pedaling south to Præstø Fjord and stop to view the famous Nysø Mansion, one of Denmark's first and finest examples of baroque architecture overlooking the Fjord. Gather picnic supplies in the small town of Præstø which began as a merchant village in the 14th Century. Keep cycling over small country roads to our hotel in Vordinborg.

### DAY 3: Mon, Jul 17th

**Distance** 58 km (36 mi)

**Gain** 346 m (1135 ft)

**Terrain** Gentle

**Level** 

**Meals** Breakfast

**Lodging**  Hotel Kong Valdemar

## Bicycle Tours in Denmark: Cycling Copenhagen to Hamburg

### Southern Seeland to Oldenburg continuing to Bad Malente

**Highlights** 4 different modes of transportation - walk, train that goes on the ferry, and bike!

A short walk to the nearby train station gets you going this morning-you'll travel on the iconic Berlin-Copenhagen line which goes directly onto the ferry to cross the Fehmarn Belt to enter Germany. Continue by train across the Fehmarn Sund bridge to the town of Oldenburg where you'll switch modes of transportation to hop on your bike and pedal to our two night stay in this German lakes region. Enjoy your first night in Germany with some bratwurst and beer!

### DAY 4: Tue, Jul 18th

**Distance** 39 km (24 mi)

**Gain** 343 m (1125 ft)

**Terrain** Gentle

**Level** >>>>>

**Meals** Breakfast

**Lodging**  Hotel Dieksee

### Loop ride in "Holstein Switzerland"

**Highlights** Loop ride, rolling countryside and lakes, Plön

Your loop ride today is in this area of Germany, nicknamed "Holstein Switzerland" since it has some hills. In the 19th century it was very fashionable to go to Switzerland for vacations. We're not sure it quite fits its moniker as the highest "mountain" is only 550 feet! Pedal through an ever-changing landscape of the Young Drift moraines formed during the last ice age. Small woods alternate rapidly with hedged, arable fields and the terrain is characterized by its many lakes nestle amongst low hills. Enjoy Plön and its castle, or, for those not wanting to bike today, relax in town or at the hotel.

### DAY 5: Wed, Jul 19th

**Distance** 69 km (43 mi)

**Gain** 656 m (2152 ft)

**Terrain** Gentle

**Level** >>>>>

**Meals** Breakfast, Dinner

**Lodging**  Hotel Dieksee

### Bad Malente to Lübeck

**Highlights** Lübeck - Queen of the Hanseatic

You'll bid farewell to the Baltic today. Ride along the beach and enjoy the waterfront of the Timmendorfer Strand before heading southwest inland to Lübeck. Before entering town, catch a free bike shuttle bus that takes you through the Herrentunnel underneath the Trave river. Lübeck is referred to as the Queen of Hanseatic cities. Its extensive Brick Gothic architecture is listed by UNESCO as a World Heritage Site. And make sure you enjoy Lübeck's beloved delicacy - one of the best marzipan's in the world made by Niederegger.

### DAY 6: Thu, Jul 20th

**Distance** 50 km (31 mi)

**Gain** 249 m (817 ft)

**Terrain** Gentle

**Level** >>>>>

**Meals** Breakfast

**Lodging**  Atlantic Hotel Lübeck

## Bicycle Tours in Denmark: Cycling Copenhagen to Hamburg

### Lübeck to Hamburg

**Highlights** Free and Hanseatic City, "Gateway to the world"

"The gateway to the world" might be a bold claim, but Germany's second-largest city and largest port (despite being located on a river 100 km from the coast) has never been shy. Hamburg has engaged in business with the world ever since it joined the Hanseatic League back in the Middle Ages, and this "harbourpolis" is now the nation's premier media hub and its wealthiest city. We'll enjoy a special dinner this evening with riders who are doing the Hamburg to Berlin stage of the ride.

### DAY 7: Fri, Jul 21st

**Distance** 69 km (43 mi)

**Gain** 364 m (1194 ft)

**Terrain** Gentle

**Level** 

**Meals** Breakfast, Dinner

**Lodging**  [Hotel Henri](#)

### Hamburg

**Highlights** Harbor cruise

Enjoy a harbor cruise of this dynamic city this morning before heading off on your next adventure.

### DAY 8: Sat, Jul 22nd

**Meals** Breakfast

**INCLUDED**

**WHAT'S INCLUDED**

When you book a tour with ExperiencePlus! our goal is to ensure your only focus each day is to hop on your bike and explore scenic cycling routes in new destinations. Inclusions may differ depending on which tour style you pick but all ExperiencePlus! tours include the three most important aspects of a guided bike tour.

- Superb tour leaders who are fun and multilingual, bi-cultural experts, and cycling enthusiasts. They will support you and help you navigate confidently on and off the road.
- High quality bikes selected for the terrain you are cycling on and correct bike fitting to ensure comfortable cycling. More details on our bikes page: <https://www.experienceplus.com/what-to-expect/our-bikes/>
- Thoughtfully designed itineraries and routes that take advantage of stunning cycling destinations and the freedom of bicycle travel.

**PRE-TRIP SUPPORT**

- Bicycle training programs designed specifically for your tour and fitness level.
- Planning tips on what to pack, hotel recommendations and other helpful details from our Travel Planning Pages: <https://www.experienceplus.com/blog/travel-planning/>
- A gift of your choice (cycling jerseys, socks, or a t-shirt) as our way of saying thanks for choosing ExperiencePlus!
- \*Traveler services including assistance booking extra nights at the tour starting and ending hotels. (\*Not included on Explorer Tours.)

**ON TOUR**

- See "What's Included" on your tour Itinerary for tour-specific inclusions.

**BICYCLES**

For a full list of what's included with your bike see our bikes page (<https://www.experienceplus.com/what-to-expect/our-bikes/>) . If you would like to bring your own pedals and shoes we recommend doing so. On Explorer tours we include a GPS device on all bikes. We ask that you bring your own helmet to ensure the best fit. Please ask if you would like us to provide you with a gently used helmet and we will do so.

**NAVIGATING, DAYSHEETS AND VAN SUPPORT:**

Each day you'll receive a daily briefing with a highlighted route map. About 14 days prior to your tour, we will provide you with access to RideWithGPS Experiences, our platform

to distribute information on each tour day's activities, meals and ride, as well as GPS-routes.

Daily information also includes Tour Leader phone numbers, hotel information and interesting historical and cultural information. On Classic, Bike and Boat, Spotlight and Expedition tours we also navigate using our signature chalk dust arrows. Our arrows make navigating very easy—you may never need to look at the map. On Explorer tours the terrain and destinations are not always conducive to using chalk arrows so we'll ride as a group or you can navigate on your own with the GPS tracks. On tour you will have a support van providing water and snack resupply, mechanical assistance, a lift for tired cyclists, and luggage transfers. On some itineraries the van will not be able to follow sections of the route that stray from the road for example onto cycling paths.

On tour you will have a support van providing water and snack resupply, mechanical assistance, a lift for tired cyclists, and luggage transfers. On some itineraries the van will not be able to follow sections of the route that stray from the road for example onto cycling paths.

**Need More Miles?** On many days it is possible to add miles to the day, just talk to your tour leader about your options.

**Need Fewer Miles?** If you aren't sure about your abilities or how much you want to ride remember the support van is available to offer snacks, encouragement, a lift over the next hill, or to the next hotel. You are on vacation and we're here to help make it perfect for you.

**TIPPING YOUR TOUR LEADER TEAM:**

If you feel your tour leader team has demonstrated great expertise and service, common practice within the travel industry is to tip. Tipping is voluntary and greatly appreciated, and gratuity amounts vary widely. Should you decide to leave a tip, as a guideline, we suggest 5% of the tour cost per traveler – this is for the entire tour leader team, not each tour leader. You can give the tip to any member of the tour leader team, as they share it evenly. In order to avoid social tensions, we encourage you to tip as individuals and not as a group. If you feel your tour leaders did not quite meet your expectations, please let us know. \*Tips are included in Expedition pricing.

**PHOTOS:**

By reserving space on tour, you agree that ExperiencePlus! may use, re-use and reproduce any images, photos or videos sent to us, or taken by our guides or travelers free of charge and without your right to inspection. If you do not want us to use any images of you on tour, you must inform your tour leader in writing at the start of the tour.

**STYLES** **OUR TOUR STYLES**

We realize that one size does not fit all and there are as many ways to travel by bike as there are different types of cyclists and travelers. No matter what you are looking for in a cycling vacation, we have a tour with just the right pace for you.

**Classic Tours:** Dream of traveling through a region by bike? then our Classic style bike tours are for you! Our unique chalk arrows lead the way as you explore small villages and world-class cities while traveling at your own pace.

- Tour Length: 7-15 days
- Hotels: 3-4 stars, most itineraries include at least one two-night stay at the same hotel.
- Road Type: Pavement, bike paths.
- Multi-night Stays: Occasionally
- Navigation: Chalk Arrows
- Price: \$\$\$
- Tour Levels: 1-4.5

**Explorer Tours:** Travel further off the beaten path - we let the destination dictate where we ride, not the road surface.

- Tour Length: 7-8 days
- Hotels: 2-3 stars, occasional multi-night stays at the same hotel.
- Road Type: 30-50% gravel or hard-packed dirt, the rest pavement.
- Multi-night Stays: Occasionally
- Navigation: Group riding and GPS
- Price: \$\$
- Tour Levels: 1-4

**Spotlight Tours:** Multi-nights stays, loop rides, choose from a selection of activities or enjoy hotel amenities during your free time.

- Tour Length: 6-7 days
- Hotels: 3-5 stars, typically 3-nights spent in one hotel and 2-nights in the other.
- Road Type: Pavement
- Multi-night Stays: Min 2 night stays
- Navigation: Chalk Arrows
- Price: \$\$\$
- Tour Levels: 1-4

**Bike and Boat Tours:** Spend days cycling and your evenings relaxing on a private boat as you cruise to your next port.

- Tour Length: 7-8 days, some itineraries have land-based extensions available.
- Barge/Boat: 3-4 star, same cabin for the entire boat trip.
- Road Type: Pavement
- Navigation: Chalk Arrows
- Price: \$\$\$
- Tour Levels: 1-4

**Expedition Tours:** Multi-week tours where you spend long days on the bike with the added satisfaction of pedaling across multiple countries.

- Tour Length: 15-40 days
- Hotels: 2-4 stars, typically there is a 2-night hotel stay every 5-7 days.
- Road Type: Pavement with occasional hard-packed dirt or gravel.
- Multi-night Stays: On rest days
- Navigation: Chalk Arrows
- Price: \$\$\$
- Tour Levels: 4-5



**LEVELS**

We know that travelers have different cycling abilities and preferences for the number of miles, elevation gain, and type of terrain they want on a bicycle tour. We have rated each day of our tours on a scale of 1-5. Our Tour Level's are an average of the day rating on tour. We recommend looking at the daily summary on the PDF and Website Itinerary to see details about each day's ride.

**LEVEL 1 - 1.5**

Level 1 - 1.5 days will be mostly flat and the distance will rarely exceed 50 km. Level 1 - 1.5 tours are suitable for beginner cyclists, those traveling by bicycle for the first time, or multi-generational groups with a desire for a nice and easy bike tour with plenty of opportunities to stop and enjoy the scenery.

- **Average daily mileage:** 20 - 50 km. (12-30 miles) Be sure to check the day by day itinerary description for the tour you are considering for specific mileages.
- **Gain:** 0-400 M (0-1200 ft)
- **Terrain:** Mostly flat with occasional gentle climbs at a grade of less than 3%, that are sustained for a maximum of 3km. There might be a steeper but short climb.

**LEVEL 2 - 2.5**

Level 2 - 2.5 days are ideal for riders newer to bicycle touring looking for a bit of a challenge.

- **Average daily mileage:** 30-60 km (18 - 38 miles). Be sure to check the day by day itinerary description for the tour you are considering for specific mileages.
- **Gain:** 400 - 600 m (1200 - 2000 ft)
- **Terrain:** Mostly rolling terrain around 3%. Presents multiple 3% to 4% climbs. May present an occasional steeper climb.

**LEVEL 3 - 3.5**

Level 3 - 3.5 days are great for active individuals (who run, bike, swim etc. on a regular basis).

- **Average daily mileage:** 50-70km (30-45 miles). Be sure to check the day by day itinerary description for the tour you are considering for specific mileages.
- **Gain:** 600 - 900m (2000 - 2800 ft)
- **Terrain:** Multiple Climbs with grades of 4 - 6%.

**LEVEL 4 - 4.5**

Level 4 - 4.5 days are the best riding days for avid cyclists or very active individuals who are excited to challenge themselves on a bike.

- **Average daily mileage:** 70-90km (45-55 miles) Be sure to check the day by day itinerary description for the tour you are considering for specific mileages.
- **Gain:** 900-1000m (2800-3600 ft)
- **Terrain:** Presents multiple steep climbs (6% to 8% grades), 1 to 3km long. Alternatively, 4 – 6% grades for 6 kilometers or more.

**LEVEL 5 (EXPEDITION)**

Our Expedition tours designed for strong riders looking for the challenge of riding across countries or continents. Long daily mileages mean limited van support so we recommend these tours for riders who feel confident that they can ride every mile.

- **Average daily mileage:** 120 km (75 miles). Be sure to check the day by day itinerary description for the tour you are considering for specific mileages.
- **Gain:** 500-2000 m (1600- 6500 ft)
- **Terrain:** Expect and be prepared for any and everything.

**REMEMBER**

A tour level is the average of the days so we recommend you look at the day level on each day of the itinerary to help you better understand what to expect from your tour.

## CHECKLIST

### TO DO ONCE YOU'VE BOOKED!

- Read through your Reservation Confirmation (link sent to you by e-mail), it has important information to help you plan your trip!
- Check the date on your passport. The expiration date should extend three months past your date of return to your home country.
- Complete the Customer Information Form: <https://www.experienceplus.com/blog/travel-planning/customer-information-form/>
- We recommend you take out travel insurance. Find details at <https://www.experienceplus.com/blog/travel-planning/travel-insurance/>
- Choose a bicycle training program: <https://www.experienceplus.com/blog/travel-planning/bicycle-tour-training/>
- Peruse our country-specific Travel Planning Pages: <https://www.experienceplus.com/blog/travel-planning/>

### 6 TO 3 MONTHS PRIOR TO TOUR START DATE

- Review the arrival and departure information under the "Travel Information" tab to see meeting place and time, if a reservation on a complimentary ExperiencePlus! Shuttle (if applicable) is required, and other important information to help you plan your arrival and departure.
- Reserve your flights after you know you have a confirmed tour departure. Please check with our office if you do not know if your trip is confirmed.
- Book your pre and post-tour hotel nights.
- Begin your chosen training program
- Final payment is due 90 days (120 days for Bike & Barge/Boat tours) prior to the tour start. Please refer to your Deposit Payment Invoice and the Final Payment Reminder e-mail you have received for detailed instructions.

### 6 TO 2 WEEKS PRIOR TO TOUR START DATE

- Start reading one of the books or watching one of the movies from our Reading and Movie Lists: <https://www.experienceplus.com/blog/travel-planning/>.
- Plan what you are going to pack and start packing! Refer to the Packing Lists on our website at <https://www.experienceplus.com/blog/travel-planning/packing/>
- We'll email you your access code to Digital Daysheets, Hotel Itinerary, Participant Roster, names and contact information of your Tour Leaders, emergency phone numbers, and other important departure information about 2 weeks prior to your tour start date. All this will be provided to you via a feature called Experiences via the RideWithGPS App (tracks available but not necessary for navigation on Classic, Expedition, Spotlight and Bike & Boat tours).

### DAY OF YOUR FLIGHT

Get as much sleep on the plane as you can. Pack one day of cycling gear in your carry-on just in case. See you soon!