

Bicycle Tours in Chile: Bicycling Chile's Wine Country Plus! the Pacific Coast

OVERVIEW

One of the most prestigious "new world" wine producing regions, Chile's central valley has produced award winning wines in recent years. Join us on our bicycle tour of the Chilean wine country where we pedal through vineyards of the Central Valley before turning south and bicycling along the stunning beaches of the scenic Pacific Coast. We stay in historic colonial cities such as Santa Cruz and Constitucion and visit secluded villages and beach resorts. This is an excellent trip for both wine and food lover and photographer!


If you are thinking this tour is just perfect but wish it were shorter - then visit our [Bicycling Chile's Wine Country bicycle tour](#).


Is cycling in South America for you? Check out our [What to Expect: Cycling in South America](#) page.

HIGHLIGHTS

Visit Historic Vineyards, Chilean wine, Colonial Chilean cities, Santiago de Chile, Bicycle the Pacific Coast of Chile

TOUR FACTS

Tour Style	 Classic: Learn more about our Classic tours at https://www.experienceplus.com/tours/bike-tour-styles/classic-tours
Includes	11 days, 10 nights accommodation, meals as noted in itinerary, van support, bilingual tour leaders, wine tastings and visit to wineries. Shuttle back to Santiago; and the usual (see below).
Countries	Chile
Begin/End	Santiago de Chile, Chile/Santiago de Chile, Chile
Arrive/Depart	Santiago Int'l Airport (SCL)
Total Distance	614 km (382 miles)
Avg. Daily Distance	68 km (42 miles) per riding day
Tour Level	
Keep in Mind	We work hard to maintain consistency across all of our tours, but some trips have unique differences. Here are some things to keep in mind about this tour. Our bikes in South America are aluminum frames and the road bikes come with a carbon fork.

Please Note: We may have small itinerary changes to this trip after you download this PDF document. If you have booked this trip and there are major changes, including changes to towns or activities, we'll email you directly. However, you should always be sure to refer to the  [online itinerary](#) for the most up-to-date trip information including arrival and departure tips before you depart for your trip:

<https://www.experienceplus.com/guided-bike-tours/chile/biking-chile-wine-country-pacific>

Bicycle Tours in Chile: Bicycling Chile's Wine Country Plus! the Pacific Coast

DATES & PRICES

Dates	Price	Single Supplement*
☞ Mar 19-29, 2022	☞ USD\$6050	☞ USD\$900
☞ Sep 24-Oct 4, 2022	☞ USD\$6050	☞ USD\$900

*We are happy to match solo travelers who would like to share a room with someone of the same gender. If no match exists, due to hotel pricing, we will charge 50% of the single supplement rate. This fee will be collected at the time of the final payment. If a roommate assignment is available this fee will be refunded at the conclusion of the tour.

DAILY RIDE SUMMARY

Day	Distance/Gain	Terrain	Day Level	Notes
1	Transfer day			
2	41km / 148m (26mi / 485ft)	Gentle	▶▶▶▶▶	
3	69km / 340m (43mi / 1115ft)	Gentle	▶▶▶▶▶	
4	45km / 198m (28mi / 649ft)	Gentle	▶▶▶▶▶	
5	69km / 296m (43mi / 971ft)	Gentle	▶▶▶▶▶	
6	80km / 1001m (50mi / 3283ft)	Hilly	▶▶▶▶▶	
7	45km / 658m (28mi / 2158ft)	Rolling hills	▶▶▶▶▶	
8	97km / 1280m (60mi / 4198ft)	Mountainous	▶▶▶▶▶	
9	85km / 1077m (53mi / 3533ft)	Hilly	▶▶▶▶▶	
10	81km / 676m (51mi / 2217ft)	Hilly	▶▶▶▶▶	
11	Last day			

Bicycle Tours in Chile: Bicycling Chile's Wine Country Plus! the Pacific Coast

ARRIVAL INFO

In the evening of Day 1, meet your fellow cyclists and Tour Leaders at the Day 1 Hotel specified in the itinerary.

You will find more details in our welcome note at the hotel's front desk

Note:

As you are planning, remember that the hotels listed in our itineraries are our primary hotels and are - in rare cases - subject to change. Before you make arrangements, **check with us** if your tour departure is guaranteed. If your tour departure is out further than 6 months, please also check with us as there might be slight changes to the itinerary.

The below information will help you plan your arrival. For more tips or other routes, you might like [Rome2Rio](#). The fare and timing information listed below is approximate.

We recommend flying into the Santiago International Airport (SLC).

How to get to the Day 1 Hotel:

Arriving at Santiago Airport and proceeding to the Day 1 Hotel

- Taxi, located just outside the airport (20-30 min/26,000 Chilean pesos)
- or private transfer (Taxi drivers in Chile can be a little intimidating, so if you'd like us to arrange a private transfer from the airport to the hotel contact reservations@experienceplus.com (20-30 min/fares vary)

DEPARTURE INFO

We offer two complimentary ExperiencePlus! shuttle options back to Santiago on the last day of the tour. Your spot on the shuttle is already reserved for you.

Please take note of the shuttle times and locations as you plan.

- Option A: Arrival at the Santiago Airport by 4 p.m.
- Option B: Arrival back at the Day 1 Hotel in Santiago (refer to the itinerary) by 4:30 p.m.

Bicycle Tours in Chile: Bicycling Chile's Wine Country Plus! the Pacific Coast

Arrive in Santiago

Highlights Santiago, capital of Chile

We gather today in Santiago de Chile, the capital of Chile. Santiago is a delightful, metropolitan city. We suggest arriving at least a couple of days early so you can explore the covered market and San Cristóbal Hill, a major city landmark. We'll have introductions and a welcome dinner tonight.

DAY 1

Meals Dinner

Lodging  Eco Boutique Hotel Bidadoa

Santiago to Millahue

Highlights Casa Silva winery + Viña VIK winery. Beginning of Chile central Valley or "zona huasa"

We'll shuttle south into the Central Valley this morning and stop at our first winery for a tour followed by lunch. After lunch we'll have our bike fitting before we begin cycling. The stunning Andes will be our backdrop today as we pedal through vineyards to our hotel, which is one of Chile's most stunning wineries and hotels. Inspired by the Andes Mountains and the work of Frank Gehry, the Vina Vik hotel is nestled in the foothills of the Andes in the Millahue Valley, named "Lugar de Oro" or "Golden Place" by the native Mapuche. We'll have dinner and a wine tasting in this stunning winery and hotel built by one of Chile's award winning architects.

DAY 2

Distance 41 km (26 mi)

Gain 148 m (485 ft)

Terrain Gentle

Level 

Meals Breakfast, Lunch, Dinner

Lodging  Vik Chile Hotel

Millahue to Santa Cruz

Highlights Watermills of Larmahue

On our bicycle ride to today we'll pass several distinct towns in the central agricultural area of Chile as we pedal towards Santa Cruz, the capital city of this region. We'll see watermills that were once used to irrigate the fertile farmlands of Chile's most famous wine region. These important watermills are protected by UNESCO in the small town of Larmahue.

DAY 3

Distance 69 km (43 mi)

Gain 340 m (1115 ft)

Terrain Gentle

Level 

Meals Breakfast, Lunch

Lodging  Hotel Santa Cruz Plaza

Bicycle Tours in Chile: Bicycling Chile's Wine Country Plus! the Pacific Coast

Santa Cruz loop ride

Highlights Apalta Valley

Today we will do a loop ride out of Santa Cruz to the Valle de Apalta, home to several of Chile's most important wines such as Montes, Casa Lapostolle, Ventisquero, and the up-and-coming wine of Neyen. Along the way we'll learn about the culture and process of Chilean wine making. Many wineries along the our ride invite visitors to stop in for a visit. Feel free to stop and explore these wineries along today's loop ride. We highly recommend taking time this afternoon to visit the Santa Cruz Museum, one of the best museums of Chile's natural history.

DAY 4

Distance 45 km (28 mi)
Gain 198 m (649 ft)
Terrain Gentle
Level >>>>>
Meals Breakfast
Lodging 🏠 Hotel Santa Cruz Plaza

Santa Cruz to Marchigüe

Highlights Lolol village & it local craft with mane

Ride from Santa Cruz to Colchagua valley passing through small villages along the oldest agricultural area of Chile with a colonial past still present in part of the architecture and quiet lifestyle.

DAY 5

Distance 69 km (43 mi)
Gain 296 m (971 ft)
Terrain Gentle
Level >>>>>
Meals Breakfast, Lunch, Dinner
Lodging 🏠 Hacienda Histórica Marchigüe


Marchigüe to Pichilemu

Highlights Ride from Marchugüe to Pichilemu beach

We pedal west today as we cross the coastal range to end up on the seaside in one of Chile's most famous windsurfing beaches. You'll notice the stark difference between the dry hills on the eastern side of the range and the green forests on the western/seaward side. Between the Andes and the Coastal Range, Chile has some of the most diverse climates in such a narrow stretch of land and today you will see that in person.

DAY 6

Distance 80 km (50 mi)
Gain 1001 m (3283 ft)
Terrain Hilly
Level >>>>>
Meals Breakfast, Lunch
Lodging 🏠 Lodge del Mar



Bicycle Tours in Chile: Bicycling Chile's Wine Country Plus! the Pacific Coast**Pichilemu to Vichuquén**

Highlights Salt flats at “Lo Valdivia”, Pacific coastline, Vichuquén lake

We ride south today and criss-cross the coastal hills again until we reach the Salt Flats of Lo Valdivia. As we pedal through forests and hills you'll catch glimpses of the Pacific before we finish in a small fishing village to gather before shuttling to our hotel.

DAY 7

Distance 45 km (28 mi)

Gain 658 m (2158 ft)

Terrain Rolling hills

Level >>>>>

Meals Breakfast, Lunch

Lodging  Hotel Marina de Vichuquen

Vichuquén to Constitución

Highlights Pedaling the Pacific coast and massive rock formation at Constitución

We have a long day today, but don't worry, if you want you can shorten the ride you will have the option to catch a ride over our first big hill. After we reach the coast we'll continue south to Constitución. Pedal through pine forests and past sand dunes and rock formations to our beachside hotel. We'll have a picnic lunch in Putu near the sand dunes. If you reach our hotel in time you can venture into the water or just enjoy the calm seaside hotel and relax before dinner together.

DAY 8

Distance 97 km (60 mi)

Gain 1280 m (4198 ft)

Terrain Mountainous

Level >>>>>

Meals Breakfast, Lunch, Dinner

Lodging  Cabanas Playa El Cable

Constitución to Pelluhue

Highlights Rolling hills, Pacific Coast

We'll be surrounded by cool pine forests for most of our ride to Chanco. Our hotel tonight is in the beach town of Pelluhue. You might enjoy exploring the nearby beach and active sand dunes which once buried Chanco over the last century before pine woods were planted to protect it.

DAY 9

Distance 85 km (53 mi)

Gain 1077 m (3533 ft)

Terrain Hilly

Level >>>>>

Meals Breakfast, Lunch, Dinner

Lodging  Cabañas Campo Mar

Bicycle Tours in Chile: Bicycling Chile's Wine Country Plus! the Pacific Coast**Pelluhue to San Javier**

Highlights Hacienda Los Lingues, Balduzzi winery

We head inland today after shuttling to Cauquenes and a great ride along the Ruta de los conquistadores from Cauquenes to San Javier. After finishing up at the famous Vina Balduzzi we'll shuttle to our hotel, a beautiful historic house nestled in the foothills of the Andes.

DAY 10

Distance 81 km (51 mi)

Gain 676 m (2217 ft)

Terrain Hilly

Level >>>>>

Meals Breakfast, Lunch, Dinner

Lodging  Hacienda Los Lingues

Transfer to Santiago

Highlights Shuttle back to Santiago and wine tasting

We head back to Santiago today, but not without stopping at one last winery, one that was founded in 1880. We'll be back in Santiago this afternoon between 4:00 and 5:00 p.m. in time for you to catch flights home!

DAY 11

Meals Breakfast, Lunch

INCLUDED**WHAT'S INCLUDED**

When you book a tour with ExperiencePlus! our goal is to ensure your only focus each day is to hop on your bike and explore scenic cycling routes in new destinations. Inclusions may differ depending on which tour style you pick but all ExperiencePlus! tours include the three most important aspects of a guided bike tour.

- Superb tour leaders who are fun and multilingual, bi-cultural experts, and cycling enthusiasts. They will support you and help you navigate confidently on and off the road.
- High quality bikes selected for the terrain you are cycling on and correct bike fitting to ensure comfortable cycling. More details on our [bikes page](#).
- Thoughtfully designed itineraries and routes that take advantage of stunning cycling destinations and the freedom of bicycle travel.

PRE-TRIP SUPPORT

- Bicycle training programs designed specifically for your tour and fitness level.
- Planning tips on what to pack, hotel recommendations and other helpful details from our [Travel Planning Pages](#).
- A gift of your choice (cycling jerseys, socks, or a t-shirt) as our way of saying thanks for choosing ExperiencePlus!
- *Traveler services including assistance booking extra nights at the tour starting and ending hotels. (*Not included on Explorer Tours.)

ON TOUR

- See "What's Included" on your tour Itinerary for tour-specific inclusions.

BICYCLES

For a full list of what's included with your bike see [Our Bikes page](#). If you would like to bring your own pedals and shoes we recommend doing so. On Explorer tours we include a GPS device on all bikes. We ask that you bring your own helmet to ensure the best fit. Please ask if you would like us to provide you with a gently used helmet and we will do so.

NAVIGATING, DAYSHEETS AND VAN SUPPORT:

Each day you'll receive a daily briefing with a highlighted route map and daysheet (print or digital) that includes information on the day's activities, meals and ride. Daily information also includes Tour Leader phone numbers, hotel information and interesting historical and cultural information.

You'll receive a highlighted route map each day or a briefing with the GPS tracks. On Classic, Bike and Boat, Spotlight and Expedition tours we also navigate using our signature chalk dust arrows. Our arrows make navigating very easy—you may never need to look at the map. On Explorer tours the terrain and destinations are not always conducive to using chalk arrows so we'll ride as a group or you can navigate on your own with the GPS tracks.

Before each tour we offer the opportunity to download GPS tracks of most tour routes to your personal GPS device or smartphone using RideWithGPS.com. We do not provide GPS tracks for tours in South America.

On tour you will have a support van providing water and snack resupply, mechanical assistance, a lift for tired cyclists, and luggage transfers. On some itineraries the van will not be able to follow sections of the route that stray from the road for example onto cycling paths.

Need More Miles? On many days it is possible to add miles to the day, just talk to your tour leader about your options.

Need Fewer Miles? If you aren't sure about your abilities or how much you want to ride remember the support van is available to offer snacks, encouragement, a lift over the next hill, or to the next hotel. You are on vacation and we're here to help make it perfect for you.

TIPPING YOUR TOUR LEADER TEAM:

If you feel your tour leader team has demonstrated great expertise and service, common practice within the travel industry is to tip. Tipping is voluntary and greatly appreciated, and gratuity amounts vary widely. Should you decide to leave a tip, as a guideline, we suggest 5% of the tour cost per traveler – this is for the entire tour leader team, not each tour leader. You can give the tip to any member of the tour leader team, as they share it evenly. In order to avoid social tensions, we encourage you to tip as individuals and not as a group. If you feel your tour leaders did not quite meet your expectations, please let us know. *Tips are included in Expedition pricing.

PHOTOS:

By reserving space on tour, you agree that ExperiencePlus! may use, re-use and reproduce any images, photos or videos sent to us, or taken by our guides or travelers free of charge and without your right to inspection. If you do not want us to use any images of you on tour, you must inform your tour leader in writing at the start of the tour.

STYLES **OUR TOUR STYLES**

We realize that one size does not fit all and there are as many ways to travel by bike as there are different types of cyclists and travelers. No matter what you are looking for in a cycling vacation, we have a tour with just the right pace for you.

Classic Tours: Dream of traveling through a region by bike? then our Classic style bike tours are for you! Our unique chalk arrows lead the way as you explore small villages and world-class cities while traveling at your own pace.

- Tour Length: 7-15 days
- Hotels: 3-4 stars, most itineraries include at least one two-night stay at the same hotel.
- Road Type: Pavement, bike paths.
- Multi-night Stays: Occasionally
- Navigation: Chalk Arrows
- Price: \$\$\$
- Tour Levels: 1-4.5

Explorer Tours: Travel further off the beaten path - we let the destination dictate where we ride, not the road surface.

- Tour Length: 7-8 days
- Hotels: 2-3 stars, occasional multi-night stays at the same hotel.
- Road Type: 30-50% gravel or hard-packed dirt, the rest pavement.
- Multi-night Stays: Occasionally
- Navigation: Group riding and GPS
- Price: \$\$
- Tour Levels: 1-4

Spotlight Tours: Multi-nights stays, loop rides, choose from a selection of activities or enjoy hotel amenities during your free time.

- Tour Length: 6-7 days
- Hotels: 3-5 stars, typically 3-nights spent in one hotel and 2-nights in the other.
- Road Type: Pavement
- Multi-night Stays: Min 2 night stays
- Navigation: Chalk Arrows
- Price: \$\$\$
- Tour Levels: 1-4

Bike and Boat Tours: Spend days cycling and your evenings relaxing on a private boat as you cruise to your next port.

- Tour Length: 7-8 days, some itineraries have land-based extensions available.
- Barge/Boat: 3-4 star, same cabin for the entire boat trip.
- Road Type: Pavement
- Navigation: Chalk Arrows
- Price: \$\$\$
- Tour Levels: 1-4

Expedition Tours: Multi-week tours where you spend long days on the bike with the added satisfaction of pedaling across multiple countries.

- Tour Length: 15-40 days
- Hotels: 2-4 stars, typically there is a 2-night hotel stay every 5-7 days.
- Road Type: Pavement with occasional hard-packed dirt or gravel.
- Multi-night Stays: On rest days
- Navigation: Chalk Arrows
- Price: \$\$\$
- Tour Levels: 4-5

**LEVELS**

We know that travelers have different cycling abilities and preferences for the number of miles, elevation gain, and type of terrain they want on a bicycle tour. We have rated each day of our tours on a scale of 1-5. Our Tour Level's are an average of the day rating on tour. We recommend looking at the daily summary on the PDF and Website Itinerary to see details about each day's ride.

LEVEL 1 - 1.5

Level 1 - 1.5 days will be mostly flat and the distance will rarely exceed 50 km. Level 1 - 1.5 tours are suitable for beginner cyclists, those traveling by bicycle for the first time, or multi-generational groups with a desire for a nice and easy bike tour with plenty of opportunities to stop and enjoy the scenery.

- **Average daily mileage:** 20 - 50 km. (12-30 miles) Be sure to check the day by day itinerary description for the tour you are considering for specific mileages.
- **Gain:** 0-400 M (0-1200 ft)
- **Terrain:** Mostly flat with occasional gentle climbs at a grade of less than 3%, that are sustained for a maximum of 3km. There might be a steeper but short climb.

LEVEL 2 - 2.5

Level 2 - 2.5 days are ideal for riders newer to bicycle touring looking for a bit of a challenge.

- **Average daily mileage:** 30-60 km (18 - 38 miles). Be sure to check the day by day itinerary description for the tour you are considering for specific mileages.
- **Gain:** 400 - 600 m (1200 - 2000 ft)
- **Terrain:** Mostly rolling terrain around 3%. Presents multiple 3% to 4% climbs. May present an occasional steeper climb.

LEVEL 3 - 3.5

Level 3 - 3.5 days are great for active individuals (who run, bike, swim etc. on a regular basis).

- **Average daily mileage:** 50-70km (30-45 miles). Be sure to check the day by day itinerary description for the tour you are considering for specific mileages.
- **Gain:** 600 - 900m (2000 - 2800 ft)
- **Terrain:** Multiple Climbs with grades of 4 - 6%.

LEVEL 4 - 4.5

Level 4 - 4.5 days are the best riding days for avid cyclists or very active individuals who are excited to challenge themselves on a bike.

- **Average daily mileage:** 70-90km (45-55 miles) Be sure to check the day by day itinerary description for the tour you are considering for specific mileages.
- **Gain:** 900-1000m (2800-3600 ft)
- **Terrain:** Presents multiple steep climbs (6% to 8% grades), 1 to 3km long. Alternatively, 4 - 6% grades for 6 kilometers or more.

LEVEL 5 (EXPEDITIONPLUS!)

Our ExpeditionPlus! tours designed for strong riders looking for the challenge of riding across countries or continents. Long daily mileages mean limited van support so we recommend these tours for riders who feel confident that they can ride every mile.

- **Average daily mileage:** 120 km (75 miles). Be sure to check the day by day itinerary description for the tour you are considering for specific mileages.
- **Gain:** 500-2000 m (1600- 6500 ft)
- **Terrain:** Expect and be prepared for any and everything.

REMEMBER

A tour level is the average of the days so we recommend you look at the day level on each day of the itinerary to help you better understand what to expect from your tour.

CHECKLIST

TO DO ONCE YOU'VE BOOKED!

- Read through your Reservation Confirmation (link sent to you by e-mail), it has important information to help you plan your trip!
- Check the date on your passport. The expiration date should extend three months past your date of return to your home country.
- Complete the Customer Information Form: <https://www.experienceplus.com/blog/travel-planning/customer-information-form/>
- We recommend you take out travel insurance. Find details at <https://www.experienceplus.com/blog/travel-planning/travel-insurance/>
- Choose a bicycle training program: <https://www.experienceplus.com/blog/travel-planning/bicycle-tour-training/>
- Peruse our country-specific Travel Planning Pages: <https://www.experienceplus.com/blog/travel-planning/>

6 TO 3 MONTHS PRIOR TO TOUR START DATE

- Review the arrival and departure information under the "Travel Information" tab to see meeting place and time, if a reservation on a complimentary ExperiencePlus! Shuttle (if applicable) is required, and other important information to help you plan your arrival and departure.
- Reserve your flights after you know you have a confirmed tour departure. Please check with our office if you do not know if your trip is confirmed.
- Book your pre and post-tour hotel nights.
- Begin your chosen training program
- Final payment is due 90 days (120 days for Bike & Barge/Boat tours) prior to the tour start. Please refer to your Deposit Payment Invoice and the Final Payment Reminder e-mail you have received for detailed instructions.

6 TO 2 WEEKS PRIOR TO TOUR START DATE

- Start reading one of the books or watching one of the movies from our Reading and Movie Lists: <https://www.experienceplus.com/blog/travel-planning/>.
- Plan what you are going to pack and start packing! Refer to the Packing Lists on our website at <https://www.experienceplus.com/blog/travel-planning/packing/>
- We'll email your Hotel Itinerary, the Participant Roster, names and contact information of your Tour Leaders and other important departure information about 2 weeks prior to your tour start date.

DAY OF YOUR FLIGHT

Get as much sleep on the plane as you can. Pack one day of cycling gear in your carry-on just in case. See you soon!