

## Bicycle Tours in Spain: Bicycling Catalonia's Costa Brava Plus! Barcelona

### OVERVIEW

Home to some of Spain's most iconic cities and famous characters, Catalonia is a one of a kind destination. With a history as diverse as the territory and a cultural identity and language of its own, this Spanish community will delight and fascinate. Join us on a 12-day bicycle tour beginning in Girona, one of the most fought after towns in all of Spanish history. We'll pedal east towards the rugged Costa Brava and through the rolling hills of the Emporda' region - dotted with Roman ruins and medieval towns. Our journey continues through hidden fishing villages, quiet towns, and through wine country on our way to Figueras, Salvador Dali's birthplace. We'll cycle west towards the foothills of the Pyrenees through nature reserves and to ancient Roman spa towns before looping south. Our journey ends on a 10-mile bicycle path finishing in the heart of Barcelona.

\*\*\*If this sounds great but you don't have time for the full 12 days, check out our 8-day [Bicycling Catalonia's Costa Brava itinerary](#) which shortens this itinerary by 4 days.\*\*\*

### HIGHLIGHTS

Barcelona, Garrtoxa Volcanic Natural Area, Girona, Figueras and Dali Museum, Medieval Villages, Costa Brava Beaches, Vic, Extraordinary food - Girona has more restaurants with Michelin stars than anywhere else in the world

### TOUR FACTS

<b>Tour Style</b>	 Classic: Learn more about our Classic tours at <a href="https://www.experienceplus.com/tours/bike-tour-styles/classic-tours">https://www.experienceplus.com/tours/bike-tour-styles/classic-tours</a>
<b>Includes</b>	12 days, 11 nights' lodging; meals as noted in itinerary; 1 guided visit of Dali Museum; a wine tasting; boat trip; and the usual (see below).
<b>Countries</b>	Spain
<b>Begin/End</b>	Girona/Barcelona
<b>Arrive/Depart</b>	Barcelona (BCN)
<b>Total Distance</b>	486 km (300 miles)
<b>Avg. Daily Distance</b>	70 kms (42 miles) per riding day
<b>Tour Level</b>	
<b>Keep in Mind</b>	We work hard to maintain consistency across all of our tours, but some trips have unique differences. Here are some things to keep in mind about this tour. Though we try and arrange dinners together as early as possible in Spain this means 8:00 to 8:30 p.m.

**Please Note:** We may have small itinerary changes to this trip after you download this PDF document. If you have booked this trip and there are major changes, including changes to towns or activities, we'll email you directly. However, you should always be sure to refer to the  [online itinerary](#) for the most up-to-date trip information including arrival and departure tips before you depart for your trip:

<https://www.experienceplus.com/guided-bike-tours/spain/bike-touring-catalonia>

## Bicycle Tours in Spain: Bicycling Catalonia's Costa Brava Plus! Barcelona

### DATES & PRICES

Dates	Price	Single Supplement*
☞ Sep 8-19, 2022	☞ USD\$5350	☞ USD\$650
☞ May 17-28, 2023	☞ USD\$5495	☞ USD\$650
☞ Jun 7-18, 2023	☞ USD\$5495	☞ USD\$650
☞ Aug 30-Sep 11, 2023	☞ USD\$5495	☞ USD\$650
☞ Sep 20-Oct 2, 2023	☞ USD\$5495	☞ USD\$650

\*We are happy to match solo travelers who would like to share a room with someone of the same gender. If no match exists, due to hotel pricing, we will charge 50% of the single supplement rate. This fee will be collected at the time of the final payment. If a roommate assignment is available this fee will be refunded at the conclusion of the tour.

### DAILY RIDE SUMMARY

Day	Distance/Gain	Terrain	Day Level	Notes
1	Test ride			
2	61km / 906m (38mi / 2972ft)	Very hilly	▶▶▶▶▶	
3	40km / 379m (25mi / 1243ft)	Gentle	▶▶▶▶▶	
4	69km / 434m (43mi / 1424ft)	Gentle	▶▶▶▶▶	
5	72km / 673m (45mi / 2207ft)	Hilly	▶▶▶▶▶	
6	18km / 436m (11mi / 1430ft)	Very hilly	▶▶▶▶▶	Today's ride is an optional loop ride
7	32km / 244m (20mi / 800ft)	Rolling hills	▶▶▶▶▶	
8	76km / 1261m (48mi / 4136ft)	Hilly	▶▶▶▶▶	
9	65km / 996m (41mi / 3267ft)	Very hilly	▶▶▶▶▶	
10	50km / 600m (31mi / 1968ft)	Hilly	▶▶▶▶▶	
11	43km / 275m (27mi / 902ft)	Gentle	▶▶▶▶▶	
12	Last day			

## Bicycle Tours in Spain: **Bicycling Catalonia's Costa Brava Plus! Barcelona**

### ARRIVAL INFO

**Meeting time 2 p.m. - on Day 1, meet your fellow cyclists and Tour Leaders at the Day 1 Hotel specified on the itinerary.**

**Note:**

As you are planning, remember that the hotels listed in our itineraries are our primary hotels and are - in rare cases - subject to change. Before you make arrangements, **check with us** if your tour departure is guaranteed. If your tour departure is out further than 6 months, please also check with us as there might be slight changes to the itinerary.

Look up Spanish train schedules at [Renfe.com](http://Renfe.com) or [Trainline.eu](http://Trainline.eu). Questions? See our information on taking trains in Europe [here](#) or [ask us](#).

The below information will help you plan your arrival. For more tips or other routes, you might like [Rome2Rio](#). The fare and timing information listed below is approximate.

We recommend flying into Girona (GRO) or Barcelona El Prat (BCN).

#### **If you arrive at Barcelona Airport and continue to the Day 1 Hotel**

1. Bus: Sagales Bus from Barcelona Airport Terminal 1 or 2 to Girona Estacio d'Autobuses. [sagales.com](http://sagales.com) (2.5 hr/EUR 19)
2. Taxi: From the Bus station to the starting hotel (10 min/EUR 10)

Or

1. Train: R2 Nord from the Barcelona airport to the Barcelona Sants station (25 min / EUR 4.20)
2. \*Train: From Barcelona Sants to Girona/Gerona (40 min/ Fares vary).
3. Taxi: From the Girona/Gerona train station to the Day 1 Hotel. (10 min/EUR 10)

**\*Note:** The train connection from Barcelona to Girona/Gerona is a busy but frequent line. If you are staying in Barcelona, you may purchase tickets for this train leg in advance. If you arrive by plane the same day, you should purchase them at the Sants train station though you might opt to skip a train departure if it is already full.

### DEPARTURE INFO

**Your trip ends on the final day after breakfast.**

The closest airport to the tour end is Barcelona's El Prat (BCN).

- Taxi: From the Ending Hotel to the Barcelona Airport (35 min/EUR 25)
- Public transportation: [Aerobus](#) From Plaza Universitat-Pelai (about 50 yards from the Ending Hotel) to the Barcelona Airport (20-30 min/EUR 5.90)

**Bicycle Tours in Spain: Bicycling Catalonia's Costa Brava Plus! Barcelona****Girona**

**Highlights** Girona, Jewish Museum and Historic Center

We meet in the medieval town of Girona today. We highly recommend coming a day or two early to explore this city and begin your exploration of the Catalan culture. We'll fit bicycles this afternoon and recommend a test ride along the river bike path before meeting for introductions and dinner together.

**DAY 1: Wed, May 17th**

**Meals** Dinner

**Lodging**  Hotel Historic

**Bicycling Girona to Costa Brava**

**Highlights** Cycling the Via Verde, quiet roads, beach town

Today's ride features a gentle ascent to the highest point in the area. You'll be rewarded for your efforts with a classic view of the Costa Brava. The van will be there to offer a lift up (or down) for those who prefer. Our descent ends at the sea and from there we'll follow the sometimes hilly coastal road to our beach front hotel. Enjoy a dip in the Mediterranean, or some people watching this afternoon before dinner together.

**DAY 2: Thu, May 18th**

**Distance** 61 km (38 mi)

**Gain** 906 m (2972 ft)

**Terrain** Very Hilly

**Level** 

**Meals** Breakfast, Dinner

**Lodging**  Hotel Sant Pol

**Bicycling Costa Brava to Peratallada**

**Highlights** Beaches, rural bicycling, castles and medieval towns

Today we'll ride along the coast to Palamos, a great coffee stop and perfect opportunity for one last dip in the sea before we head inland over rolling hills. Many of the towns we'll pass through on today's ride were once fortified Roman and medieval cities, so be sure to take time to meander the tiny streets. Peratallada, our destination this evening, is perhaps the best preserved as the center is entirely pedestrian and the walls still stand. You'll notice ruts in the stone streets which were created from centuries of horse carts moving through the narrow streets. We'll stay just outside of town and enjoy this little corner of Catalonia for the next few days.

**DAY 3: Fri, May 19th**

**Distance** 40 km (25 mi)

**Gain** 379 m (1243 ft)

**Terrain** Gentle

**Level** 

**Meals** Breakfast, Dinner

**Lodging**  Hotel Aatu



**Bicycle Tours in Spain: Bicycling Catalonia's Costa Brava Plus! Barcelona**

**Loop ride or Rest Day**

**Highlights** Loop ride, optional climb

We'll take a loop ride through the gentle hills of the Baix Emporda region today. We have a special stop planned before la Bisbal d'Emporda just a few kilometers into the ride to visit a local ceramicist. La Bisbal d'Emporda is a great town to enjoy a beverage and explore the boutiques and artist stores - some of which carry traditional pieces while others have expanded into more modern ceramic art. After our visit we'll continue our loop ride which includes the option of an 8 km (5 miles) climb for anyone wanting a little challenge.

**DAY 4: Sat, May 20th**

**Distance** 69 km (43 mi)  
**Gain** 434 m (1424 ft)  
**Terrain** Gentle  
**Level**   
**Meals** Breakfast  
**Lodging**  Hotel Aatu

**Bicycle to Cadaques**

**Highlights** Remote fishing village, stunning views of the sea

We'll head north and inland today through gentle hills and reclaimed marshes that are now the center for the agricultural economy in the area. We'll suggest a lunch stop in one of these small but historic towns. There is a significant climb to the hotel so anyone who prefers to rest their legs can meet at a café to regroup and shuttle. Everyone else can join local cyclists to conquer the hill that creates a natural barrier and makes this Eastern most peninsula in Spain such a unique natural and geological formation.

**DAY 5: Sun, May 21st**

**Distance** 72 km (45 mi)  
**Gain** 673 m (2207 ft)  
**Terrain** Hilly  
**Level**   
**Meals** Breakfast, Dinner  
**Lodging**  Hotel Llane Petit Cadaques

**Cycle the Cap de Creus or enjoy the beach**

**Highlights** Dali's home, beach front rambla, and optional rest day

Today you have the option to take a day off the bike, or bicycle to the stunning Cap de Creus - the most easterly point of the Iberian Peninsula. It's a short but hilly ride out and back. For those who prefer a day off the bike, Cadaques has been inspirational to many great artists, including Dali, Miro, Duchamp and Picasso. Find a spot and explore your inner artist, or simply enjoy a day relaxing by the pool.

**DAY 6: Mon, May 22nd**

**Distance** 18 km (11 mi)  
**Gain** 436 m (1430 ft)  
**Terrain** Very Hilly  
**Level**   
**Meals** Breakfast  
**Lodging**  Hotel Llane Petit Cadaques

**Bicycle Tours in Spain: Bicycling Catalonia's Costa Brava Plus! Barcelona**

**Bicycle to Figueres**

**Highlights** Scenic Coast Boat ride, Dali Museum

We start our day with a chartered boat ride as we leave Cadaques and navigate around the rocky coastline that isolates the Cap de Creus Natural Park from the rest of the Costa Brava. Once we land in Roses we'll pedal to Figueres, birthplace of Salvador Dali. We'll plan a guided tour of the museum this afternoon.

**DAY 7: Tue, May 23rd**


**Distance** 32 km (20 mi)  
**Gain** 244 m (800 ft)  
**Terrain** Rolling hills  
**Level**   
**Meals** Breakfast, Dinner  
**Lodging**  Hotel Pirineos

**Bicycle to Olot**

**Highlights** Banyoles, Garrotxa Volcanic Natural Area

Our route takes us along the foothills of the Pyrenees and we'll enjoy some larger rolling hills on our way to Olot. You'll notice a change in the landscape as we enter this unique region which was carved out by ancient lava flows from the four volcanoes that border the valley. Our hotel this evening is a restored manor house just outside of town.

**DAY 8: Wed, May 24th**




**Distance** 76 km (48 mi)  
**Gain** 1261 m (4136 ft)  
**Terrain** Hilly  
**Level**   
**Meals** Breakfast, Dinner  
**Lodging**  Hotel Can Blanc


**Bicycle Olot to Vic**

**Highlights** Vall d'en Bas, Vic

We head down the Vall d'en Bas before climbing up and over towards the headwaters of the River Ter - one of the larger rivers in Catalonia. Stop at the top for lunch before heading down towards Vic. A town of ancient Roman and Iberian origin Vic preserves one of the few Plaza Mayor's that is still dirt - just as it was for festivals in medieval times.

**DAY 9: Thu, May 25th**

**Distance** 65 km (41 mi)  
**Gain** 996 m (3267 ft)  
**Terrain** Very Hilly  
**Level**   
**Meals** Breakfast  
**Lodging**  Hotel Up Rooms Vic  
 Hotel Mas Albereda



**Bicycle Tours in Spain: Bicycling Catalonia's Costa Brava Plus! Barcelona****Bicycle Vic to Caldes de Montbui**

**Highlights** Roman spa towns and rolling hills

Previous customers have loved our first visit today; a local Fuet (sausage) producer opens its doors to us for a private tour. Our ride continues from one valley to the next as we make our way towards Barcelona. We leave the foothills of the Pyrenees as we pedal down to Caldes de Montbui, an ancient Roman hot springs town. Take some time to enjoy this small town and the ancient baths before taking a dip in the hot pools yourself.

**DAY 10: Fri, May 26th**

**Distance** 50 km (31 mi)

**Gain** 600 m (1968 ft)

**Terrain** Hilly

**Level** >>>>>

**Meals** Breakfast, Dinner

**Lodging**  **Hotels Balneari Broquetas**

**Bicycle to Barcelona**

**Highlights** Bike path and entering Barcelona

We have a relatively short day today as we pedal south and join up with a river side redevelopment that is now a thriving active multi-use path. Our route takes us straight to the coastline from where we'll take bike paths and back streets to our hotel at the top of the Ramblas of Barcelona. A dynamic city, Barcelona combines history and modern art, culture and cuisine seamlessly. We'll have a fabulous final dinner together this evening.

**DAY 11: Sat, May 27th**

**Distance** 43 km (27 mi)

**Gain** 275 m (902 ft)

**Terrain** Gentle

**Level** >>>>>

**Meals** Breakfast, Dinner

**Lodging**  **Hotel Jazz**

**Barcelona**

**Highlights** Barcelona

You're on your own to explore this magical city which is home to some of Gaudi's finest works. Plan to stick around a day or two as there is much to see and do.

**DAY 12: Sun, May 28th**

**Meals** Breakfast

**INCLUDED**

**WHAT'S INCLUDED**

When you book a tour with ExperiencePlus! our goal is to ensure your only focus each day is to hop on your bike and explore scenic cycling routes in new destinations. Inclusions may differ depending on which tour style you pick but all ExperiencePlus! tours include the three most important aspects of a guided bike tour.

- Superb tour leaders who are fun and multilingual, bi-cultural experts, and cycling enthusiasts. They will support you and help you navigate confidently on and off the road.
- High quality bikes selected for the terrain you are cycling on and correct bike fitting to ensure comfortable cycling. More details on our bikes page: <https://www.experienceplus.com/what-to-expect/our-bikes/>
- Thoughtfully designed itineraries and routes that take advantage of stunning cycling destinations and the freedom of bicycle travel.

**PRE-TRIP SUPPORT**

- Bicycle training programs designed specifically for your tour and fitness level.
- Planning tips on what to pack, hotel recommendations and other helpful details from our Travel Planning Pages: <https://www.experienceplus.com/blog/travel-planning/>
- A gift of your choice (cycling jerseys, socks, or a t-shirt) as our way of saying thanks for choosing ExperiencePlus!
- \*Traveler services including assistance booking extra nights at the tour starting and ending hotels. (\*Not included on Explorer Tours.)

**ON TOUR**

- See "What's Included" on your tour Itinerary for tour-specific inclusions.

**BICYCLES**

For a full list of what's included with your bike see our bikes page (<https://www.experienceplus.com/what-to-expect/our-bikes/>) . If you would like to bring your own pedals and shoes we recommend doing so. On Explorer tours we include a GPS device on all bikes. We ask that you bring your own helmet to ensure the best fit. Please ask if you would like us to provide you with a gently used helmet and we will do so.

**NAVIGATING, DAYSHEETS AND VAN SUPPORT:**

Each day you'll receive a daily briefing with a highlighted route map. About 14 days prior to your tour, we will provide you with access to RideWithGPS Experiences, our platform

to distribute information on each tour day's activities, meals and ride, as well as GPS-routes.

Daily information also includes Tour Leader phone numbers, hotel information and interesting historical and cultural information. On Classic, Bike and Boat, Spotlight and Expedition tours we also navigate using our signature chalk dust arrows. Our arrows make navigating very easy—you may never need to look at the map. On Explorer tours the terrain and destinations are not always conducive to using chalk arrows so we'll ride as a group or you can navigate on your own with the GPS tracks. On tour you will have a support van providing water and snack resupply, mechanical assistance, a lift for tired cyclists, and luggage transfers. On some itineraries the van will not be able to follow sections of the route that stray from the road for example onto cycling paths.

On tour you will have a support van providing water and snack resupply, mechanical assistance, a lift for tired cyclists, and luggage transfers. On some itineraries the van will not be able to follow sections of the route that stray from the road for example onto cycling paths.

**Need More Miles?** On many days it is possible to add miles to the day, just talk to your tour leader about your options.

**Need Fewer Miles?** If you aren't sure about your abilities or how much you want to ride remember the support van is available to offer snacks, encouragement, a lift over the next hill, or to the next hotel. You are on vacation and we're here to help make it perfect for you.

**TIPPING YOUR TOUR LEADER TEAM:**

If you feel your tour leader team has demonstrated great expertise and service, common practice within the travel industry is to tip. Tipping is voluntary and greatly appreciated, and gratuity amounts vary widely. Should you decide to leave a tip, as a guideline, we suggest 5% of the tour cost per traveler – this is for the entire tour leader team, not each tour leader. You can give the tip to any member of the tour leader team, as they share it evenly. In order to avoid social tensions, we encourage you to tip as individuals and not as a group. If you feel your tour leaders did not quite meet your expectations, please let us know. \*Tips are included in Expedition pricing.

**PHOTOS:**

By reserving space on tour, you agree that ExperiencePlus! may use, re-use and reproduce any images, photos or videos sent to us, or taken by our guides or travelers free of charge and without your right to inspection. If you do not want us to use any images of you on tour, you must inform your tour leader in writing at the start of the tour.



**STYLES** **OUR TOUR STYLES**

We realize that one size does not fit all and there are as many ways to travel by bike as there are different types of cyclists and travelers. No matter what you are looking for in a cycling vacation, we have a tour with just the right pace for you.

**Classic Tours:** Dream of traveling through a region by bike? then our Classic style bike tours are for you! Our unique chalk arrows lead the way as you explore small villages and world-class cities while traveling at your own pace.

- Tour Length: 7-15 days
- Hotels: 3-4 stars, most itineraries include at least one two-night stay at the same hotel.
- Road Type: Pavement, bike paths.
- Multi-night Stays: Occasionally
- Navigation: Chalk Arrows
- Price: \$\$\$
- Tour Levels: 1-4.5

**Explorer Tours:** Travel further off the beaten path - we let the destination dictate where we ride, not the road surface.

- Tour Length: 7-8 days
- Hotels: 2-3 stars, occasional multi-night stays at the same hotel.
- Road Type: 30-50% gravel or hard-packed dirt, the rest pavement.
- Multi-night Stays: Occasionally
- Navigation: Group riding and GPS
- Price: \$\$
- Tour Levels: 1-4

**Spotlight Tours:** Multi-nights stays, loop rides, choose from a selection of activities or enjoy hotel amenities during your free time.

- Tour Length: 6-7 days
- Hotels: 3-5 stars, typically 3-nights spent in one hotel and 2-nights in the other.
- Road Type: Pavement
- Multi-night Stays: Min 2 night stays
- Navigation: Chalk Arrows
- Price: \$\$\$
- Tour Levels: 1-4

**Bike and Boat Tours:** Spend days cycling and your evenings relaxing on a private boat as you cruise to your next port.

- Tour Length: 7-8 days, some itineraries have land-based extensions available.
- Barge/Boat: 3-4 star, same cabin for the entire boat trip.
- Road Type: Pavement
- Navigation: Chalk Arrows
- Price: \$\$\$
- Tour Levels: 1-4

**Expedition Tours:** Multi-week tours where you spend long days on the bike with the added satisfaction of pedaling across multiple countries.

- Tour Length: 15-40 days
- Hotels: 2-4 stars, typically there is a 2-night hotel stay every 5-7 days.
- Road Type: Pavement with occasional hard-packed dirt or gravel.
- Multi-night Stays: On rest days
- Navigation: Chalk Arrows
- Price: \$\$\$
- Tour Levels: 4-5

**LEVELS**

We know that travelers have different cycling abilities and preferences for the number of miles, elevation gain, and type of terrain they want on a bicycle tour. We have rated each day of our tours on a scale of 1-5. Our Tour Level's are an average of the day rating on tour. We recommend looking at the daily summary on the PDF and Website Itinerary to see details about each day's ride.

**LEVEL 1 - 1.5**

Level 1 - 1.5 days will be mostly flat and the distance will rarely exceed 50 km. Level 1 - 1.5 tours are suitable for beginner cyclists, those traveling by bicycle for the first time, or multi-generational groups with a desire for a nice and easy bike tour with plenty of opportunities to stop and enjoy the scenery.

- **Average daily mileage:** 20 - 50 km. (12-30 miles) Be sure to check the day by day itinerary description for the tour you are considering for specific mileages.
- **Gain:** 0-400 M (0-1200 ft)
- **Terrain:** Mostly flat with occasional gentle climbs at a grade of less than 3%, that are sustained for a maximum of 3km. There might be a steeper but short climb.

**LEVEL 2 - 2.5**

Level 2 - 2.5 days are ideal for riders newer to bicycle touring looking for a bit of a challenge.

- **Average daily mileage:** 30-60 km (18 - 38 miles). Be sure to check the day by day itinerary description for the tour you are considering for specific mileages.
- **Gain:** 400 - 600 m (1200 - 2000 ft)
- **Terrain:** Mostly rolling terrain around 3%. Presents multiple 3% to 4% climbs. May present an occasional steeper climb.

**LEVEL 3 - 3.5**

Level 3 - 3.5 days are great for active individuals (who run, bike, swim etc. on a regular basis).

- **Average daily mileage:** 50-70km (30-45 miles). Be sure to check the day by day itinerary description for the tour you are considering for specific mileages.
- **Gain:** 600 - 900m (2000 - 2800 ft)
- **Terrain:** Multiple Climbs with grades of 4 - 6%.

**LEVEL 4 - 4.5**

Level 4 - 4.5 days are the best riding days for avid cyclists or very active individuals who are excited to challenge themselves on a bike.

- **Average daily mileage:** 70-90km (45-55 miles) Be sure to check the day by day itinerary description for the tour you are considering for specific mileages.
- **Gain:** 900-1000m (2800-3600 ft)
- **Terrain:** Presents multiple steep climbs (6% to 8% grades), 1 to 3km long. Alternatively, 4 – 6% grades for 6 kilometers or more.

**LEVEL 5 (EXPEDITION)**

Our Expedition tours designed for strong riders looking for the challenge of riding across countries or continents. Long daily mileages mean limited van support so we recommend these tours for riders who feel confident that they can ride every mile.

- **Average daily mileage:** 120 km (75 miles). Be sure to check the day by day itinerary description for the tour you are considering for specific mileages.
- **Gain:** 500-2000 m (1600- 6500 ft)
- **Terrain:** Expect and be prepared for any and everything.

**REMEMBER**

A tour level is the average of the days so we recommend you look at the day level on each day of the itinerary to help you better understand what to expect from your tour.

## CHECKLIST

### TO DO ONCE YOU'VE BOOKED!

- Read through your Reservation Confirmation (link sent to you by e-mail), it has important information to help you plan your trip!
- Check the date on your passport. The expiration date should extend three months past your date of return to your home country.
- Complete the Customer Information Form: <https://www.experienceplus.com/blog/travel-planning/customer-information-form/>
- We recommend you take out travel insurance. Find details at <https://www.experienceplus.com/blog/travel-planning/travel-insurance/>
- Choose a bicycle training program: <https://www.experienceplus.com/blog/travel-planning/bicycle-tour-training/>
- Peruse our country-specific Travel Planning Pages: <https://www.experienceplus.com/blog/travel-planning/>

### 6 TO 3 MONTHS PRIOR TO TOUR START DATE

- Review the arrival and departure information under the "Travel Information" tab to see meeting place and time, if a reservation on a complimentary ExperiencePlus! Shuttle (if applicable) is required, and other important information to help you plan your arrival and departure.
- Reserve your flights after you know you have a confirmed tour departure. Please check with our office if you do not know if your trip is confirmed.
- Book your pre and post-tour hotel nights.
- Begin your chosen training program
- Final payment is due 90 days (120 days for Bike & Barge/Boat tours) prior to the tour start. Please refer to your Deposit Payment Invoice and the Final Payment Reminder e-mail you have received for detailed instructions.

### 6 TO 2 WEEKS PRIOR TO TOUR START DATE

- Start reading one of the books or watching one of the movies from our Reading and Movie Lists: <https://www.experienceplus.com/blog/travel-planning/>.
- Plan what you are going to pack and start packing! Refer to the Packing Lists on our website at <https://www.experienceplus.com/blog/travel-planning/packing/>
- We'll email you your access code to Digital Daysheets, Hotel Itinerary, Participant Roster, names and contact information of your Tour Leaders, emergency phone numbers, and other important departure information about 2 weeks prior to your tour start date. All this will be provided to you via a feature called Experiences via the RideWithGPS App (tracks available but not necessary for navigation on Classic, Expedition, Spotlight and Bike & Boat tours).

### DAY OF YOUR FLIGHT

Get as much sleep on the plane as you can. Pack one day of cycling gear in your carry-on just in case. See you soon!