

Bicycle Tours in Italy: Bike Across Italy - Venice to Pisa

OVERVIEW



This is it - the classic bicycle tour that we started with back in 1972! We begin in romantic Venice, make stops in the great art cities of Ferrara, Ravenna & Florence, and end on the Mediterranean coast in Pisa. Along the way, you'll enjoy gourmet meals from two of Italy's best culinary regions (Emilia-Romagna & Tuscany), take in local markets, and discover a side of Italy seldom seen by tourists. You'll also visit "the Hub," our European headquarters, for a light lunch and a close-up look at our operations. This is our most popular cycling tour.


If this sounds great but you don't have time for the full 12 days, check out our [Bicycling Venice to Florence](#) tour, which features the first 8 days of this itinerary.

HIGHLIGHTS

Gourmet meals, Faenza and our European headquarters, Florence, Lucca, Pisa and Tuscany's countryside, Venice and Ravenna. Guided visit of UNESCO WHS Ferrara.

TOUR FACTS

Tour Style	 Classic: Learn more about our Classic tours at https://www.experienceplus.com/tours/bike-tour-styles/classic-tours
Includes	12 days, 11 nights accommodation; meals as noted in itinerary; guided walk of Florence and Ferrara; and the usual (see below).
Countries	Italy
Begin/End	Venice / Lucca
Arrive/Depart	Venice Marco Polo Airport (VCE) /Pisa Galileo Galilei Airport (PSA)
Total Distance	532 km (328 miles)
Avg. Daily Distance	58 km (36 miles) per riding day
Tour Level	 Our most popular tour for cyclists of all levels.
Keep in Mind	We work hard to maintain consistency across all of our tours, but some trips have unique differences. Here are some things to keep in mind about this tour. We recommend you make your museum reservations in advance. Find more information on how to go about here.

Please Note: We may have small itinerary changes to this trip after you download this PDF document. If you have booked this trip and there are major changes, including changes to towns or activities, we'll email you directly. However, you should always be sure to refer to the  [online itinerary](#) for the most up-to-date trip information including arrival and departure tips before you depart for your trip:

<https://www.experienceplus.com/guided-bike-tours/italy/bike-across-italy-venice-pisa>

Bicycle Tours in Italy: Bike Across Italy - Venice to Pisa


DATES & PRICES

Dates	Price	Single Supplement*
☞ May 7-18, 2023	☞ USD\$5450	☞ USD\$650
☞ Jun 11-22, 2023	☞ USD\$5450	☞ USD\$650
☞ Aug 27-Sep 7, 2023	☞ USD\$5450	☞ USD\$650
☞ Sep 10-21, 2023	☞ USD\$5450	☞ USD\$650
☞ Sep 24-Oct 5, 2023	☞ USD\$5450	☞ USD\$650
☞ May 5-16, 2024	☞ USD\$5795	☞ USD\$650
☞ May 19-30, 2024	☞ USD\$5795	☞ USD\$650
☞ Jun 9-20, 2024	☞ USD\$5795	☞ USD\$650
☞ Sep 1-12, 2024	☞ USD\$5795	☞ USD\$650
☞ Sep 15-26, 2024	☞ USD\$5795	☞ USD\$650
☞ Sep 29-Oct 10, 2024	☞ USD\$5795	☞ USD\$650

*We are happy to match solo travelers who would like to share a room with someone of the same gender. If no match exists, due to hotel pricing, we will charge 50% of the single supplement rate. This fee will be collected at the time of the final payment. If a roommate assignment is available this fee will be refunded at the conclusion of the tour.

DAILY RIDE SUMMARY

Day	Distance/Gain	Terrain	Day Level	Notes
1	Test ride			
2	62km / 269m (39mi / 882ft)	Gentle	▶▶▶▶▶	
3	63km / 260m (39mi / 853ft)	Gentle	▶▶▶▶▶	
4	44km / 137m (28mi / 449ft)	Gentle	▶▶▶▶▶	
5	58km / 168m (36mi / 551ft)	Gentle	▶▶▶▶▶	
6	64km / 1261m (40mi / 4137ft)	Very hilly	▶▶▶▶▶	Shorter optional ride available
7	41km / 510m (26mi / 1673ft)	Hilly	▶▶▶▶▶	
8	Rest day			
9	41km / 573m (26mi / 1879ft)	Hilly	▶▶▶▶▶	
10	61km / 512m (38mi / 1680ft)	Rolling hills	▶▶▶▶▶	
11	61km / 413m (38mi / 1355ft)	Gentle	▶▶▶▶▶	
12	Last day			



Bicycle Tours in Italy: Bike Across Italy - Venice to Pisa

ARRIVAL INFO

Meeting time 2 p.m. - on Day 1, meet your fellow cyclists and Tour Leaders at the Day 1 Hotel specified on the itinerary.

Note:

As you are planning, remember that the hotels listed in our itineraries are our primary hotels and are - in rare cases - subject to change. Before you make arrangements, **check with us** if your tour departure is guaranteed. If your tour departure is out further than 6 months, please also check with us as there might be slight changes to the itinerary.

The below information will help you plan your arrival. For more tips or other routes, you might like **Rome2Rio**. The fare and timing information listed below is approximate.

We recommend flying into the Venice Marco Polo Airport (VCE)

1. Vaporetto (water shuttle) to the Hotel on the Lido (Lido S.M.E.) (1 hour/EUR 15 with **ALILAGUNA**)(1 hour/EUR 9.50); cash or a chip and pin credit card needed to purchase the vaporetto ticket at the kiosk. You may hire a private water taxi instead (30 min/EUR 100-150, agree on a price before boarding or book online www.venicelink.com or www.watertaxisvenice.com)
2. Taxi from the Lido dock to the hotel (less than 5 min, EUR 8-10)

If you arrive at Venezia Santa Lucia train station:

- Water Bus Line 5.1 (40 min/EUR 7.50). This is a smaller boat and takes the Canale della Giudecca
- Or: Water Bus Line 1 (1 hour/EUR 7.50). This is a bigger boat and takes the scenic route through Canal Grande

DEPARTURE INFO

Your trip ends on the final day after breakfast.

The below information will help you plan your departure. For more tips or other routes, you might like **Rome2Rio**. We recommend flying out of Galileo Galilei Airport in Pisa (PSA)

- Taxi from hotel to the airport (45 min, EUR 60-70)

If you opt for public transportation:

1. Taxi from hotel to Lucca train station (5 min, EUR 10)
2. Train from Lucca to Pisa Centrale (30 min, EUR 4), no pre-purchase necessary
3. People Mover from Pisa Centrale to Galileo Galilei Airport (8 min, EUR 5)

Bicycle Tours in Italy: Bike Across Italy - Venice to Pisa

Tour begins in Venice, Italy

Highlights The Lido of Venice, dinner at a trattoria

Welcome to Venezia! You really should try and come a day or two early to explore this unique city before we begin our bike ride to Pisa. We meet this afternoon at our hotel on the Lido of Venice where we'll fit bicycles. We'll enjoy an introductory aperitif before a water taxi ride to Venice to enjoy dinner together and celebrate the 50th anniversary of this vintage ExperiencePlus! tour.

DAY 1: Sun, Jun 9th

Level 

Meals Dinner

Lodging  Biasutti Hotel

Bicycle Venice to Po River Delta

Highlights Venetian lagoon, fishing villages, bicycle along the Po Delta

The Lidos of Venice and Pellestrina protect the Venetian lagoon from the Adriatic Sea. Today, you'll follow these natural levees as you pedal your way south via flat roads, ferries, and quaint fishing villages. Stop for lunch in Chioggia, the "other" Venice of the lagoon, before pedaling southwest towards San Martino di Venezze.**For spring 2023 departures we are not able to bike on Pellestrina due to navigation restrictions. This will reduce the mileage by about 9 km (5 miles) for this day.

DAY 2: Mon, Jun 10th

Distance 62 km (39 mi)

Gain 269 m (882 ft)

Terrain Gentle

Level 

Meals Breakfast, Dinner

Lodging  Agriturismo Corte Carezzabella

San Martino di Venezze to Ferrara

Highlights Bicycle along the Po River, bicycle capital of Italy--Ferrara

Enjoy a day of leisurely riding all the way to the Renaissance city of Ferrara. Pedal along canals in the vast Northern plain of Italy. Enjoy a coffee in the sleepy city of Rovigo. The entrance into Ferrara is spectacular. You will ride directly under the finest example of Renaissance walls remaining in Italy to discover other highlights of this UNESCO World Heritage town including many palaces of the Este court from the 14th and 15th century.

DAY 3: Tue, Jun 11th

Distance 63 km (39 mi)


Gain 260 m (853 ft)

Terrain Gentle

Level 

Meals Breakfast

Lodging  Hotel Carlton
 Mercure Ferrara



Bicycle Tours in Italy: Bike Across Italy - Venice to Pisa

Ravenna

Highlights Comacchio, lunch at farm cooperative, mosaics of Ravenna

This morning we will shuttle to the nearby lagoon town of Comacchio, this old port town was once more famous than Venice. We encourage you to visit the museum that features a Roman boat and stroll around the canals, we'll journey across the "valleys of Comacchio", through the Po Delta's rich bird habitats. Then it's on to the Anita di Argenta where we'll stop at a local agriturismo (farm cooperative), to enjoy a lunch of local specialties including homegrown vegetables, homemade ricotta and eels. We'll then ride a short distance to Ravenna, the last capital of the Western Roman Empire and home to more early-Christian mosaics than any other city in Western Europe. Spend the afternoon exploring this city's great history as your hotel is walking distance from all the highlights including: Dante's Tomb, the mosaics of San Vitale, Sant'Apollinare Nuovo, and the Mausoleum of Galla Placidia.

Ravenna to Faenza

Highlights Picnic lunch at ExperiencePlus! new headquarters, "The Hub," and ceramics of Faenza

We'll head west from Ravenna today, stopping at "the Hub" on our way into Faenza for a light lunch together. "The Hub" is our European headquarters, the heartbeat of all tour operations. After lunch we visit a local ceramist who will introduce us to traditional Faenza designs. Dinner, if you are still hungry, is on your own!

Over the Apennines

Highlights Olive oil tasting, bicycle the Apennine Mountains, small mountain villages

We head into the Apennines today. We will pass through the medieval village of Brisighella for an olive oil tasting in one of Italy's most unique olive oil producing areas and then we'll then begin climbing (easily at first!) over the Apennines. Enjoy the varying scenery as it changes dramatically when you leave the plains and enter the mountains. Just before we reach the toughest part of our climb to Ronta, there is a conveniently located train station which allows you to jump on or keep pedaling to your destination!

DAY 4: Wed, Jun 12th

Distance 44 km (28 mi)

Gain 137 m (449 ft)

Terrain Gentle

Level 

Meals Breakfast, Lunch

Lodging  Palazzo Galletti Abbiosi Hotel

DAY 5: Thu, Jun 13th

Distance 58 km (36 mi)

Gain 168 m (551 ft)

Terrain Gentle

Level 

Meals Breakfast, Lunch

Lodging  Hotel Vittoria

DAY 6: Fri, Jun 14th

Distance 64 km (40 mi)

Gain 1261 m (4137 ft)

Terrain Very Hilly

Level 

Meals Breakfast, Dinner

Lodging  Hotel La Rosa



Bicycle Tours in Italy: Bike Across Italy - Venice to Pisa

Fiesole and Florence

Highlights Fiesole and its Etruscan ruins, Renaissance Florence, Uffizi Gallery

There's a small climb this morning to Vetta le Croci, then it's all downhill to the ancient Etruscan city of Fiesole, where you'll enjoy a great view of Florence rising from the valley floor. We'll ride into town together, and the rest of the afternoon is yours to explore this capital of Renaissance Italy. Our hotel lies on the banks of the Arno River, close to the Uffizi Gallery. This evening we'll enjoy a farewell dinner together to say good bye to those departing tomorrow.

DAY 7: Sat, Jun 15th

Distance 41 km (26 mi)

Gain 510 m (1673 ft)

Terrain Hilly

Level 

Meals Breakfast, Dinner

Lodging  Hotel Plaza Lucchesi

Wonders of Florence

Highlights Walking tour of Florence and time to explore on your own

Join our guided walking tour of Florence this morning. Take advantage of free time in the afternoon and schedule your visit of the famous Uffizi Gallery or the Accademia, home to Michelangelo's David after 12:30PM. At sunset, take a walk down to the Ponte Vecchio to engage in the passeggiata (or "evening stroll").

DAY 8: Sun, Jun 16th

Meals Breakfast

Lodging  Hotel Plaza Lucchesi

Birthplace of Leonardo da Vinci

Highlights Olive groves and vineyards, Leonardo da Vinci's birthplace and museum

After breakfast, we head out of Florence and down the Arno River valley for a beautiful day of riding in the Italian countryside. You will climb a bit as we cross Mount Albano to and spectacular view. Our destination is Vinci, the birthplace of Leonardo da Vinci. Here you will have a chance to visit the museum with scale models of his inventions.

DAY 9: Mon, Jun 17th

Distance 41 km (26 mi)


Gain 573 m (1879 ft)

Terrain Hilly

Level 

Meals Breakfast, Dinner

Lodging  Hotel Monna Lisa
 Agriturismo Terre di Leonardo



Bicycle Tours in Italy: Bike Across Italy - Venice to Pisa

Lucca

Highlights Medici villa, bicycle countryside of Tuscany, 17th century wall

Climb the stairway to the Medici villa in Cerreto Guidi today for a great view. We will then continue west to Lucca, where we will unpack our bags for two nights. This formerly Roman town was one of medieval Italy's most prosperous city-states. Lucca retains its medieval charm with its small shops and sidewalk caf?s, as well as the beautiful 17th-century wall that surrounds the town.

DAY 10: Tue, Jun 18th

Distance 61 km (38 mi)

Gain 512 m (1680 ft)

Terrain Rolling hills

Level >>>>>

Meals Breakfast

Lodging  Hotel La Luna

Pisa

Highlights Leaning Tower of Pisa, Piazza of Miracles

Our last day of cycling takes us to Pisa, home of the famous Leaning Tower and the Piazza of Miracles. After a stroll through Pisa, head back to Lucca to enjoy an evening passeggiata along the main pedestrian way. We'll celebrate our adventure across Italy with a final dinner together this evening.

DAY 11: Wed, Jun 19th

Distance 61 km (38 mi)

Gain 413 m (1355 ft)

Terrain Gentle

Level >>>>>

Meals Breakfast, Dinner

Lodging  Hotel La Luna

Tour ends in Lucca

After breakfast, our journey across Italy comes to an end. Hopefully you are off to explore Rome and its many museums or the stunning Lakes District to the north. Buon viaggio!

DAY 12: Thu, Jun 20th

Meals Breakfast

INCLUDED

WHAT'S INCLUDED

When you book a tour with ExperiencePlus! our goal is to ensure your only focus each day is to hop on your bike and explore scenic cycling routes in new destinations. Inclusions may differ depending on which tour style you pick but all ExperiencePlus! tours include the three most important aspects of a guided bike tour.

- Superb tour leaders who are fun and multilingual, bi-cultural experts, and cycling enthusiasts. They will support you and help you navigate confidently on and off the road.
- High quality bikes selected for the terrain you are cycling on and correct bike fitting to ensure comfortable cycling.
- Thoughtfully designed itineraries and routes that take advantage of stunning cycling destinations and the freedom of bicycle travel.

PRE-TRIP SUPPORT

- Bicycle training programs designed specifically for your tour and fitness level.
- Planning tips on what to pack, hotel recommendations and other helpful details from our Travel Planning Pages: <https://www.experienceplus.com/blog/travel-planning/>
- A gift of your choice (cycling jerseys, socks, or a t-shirt) as our way of saying thanks for choosing ExperiencePlus!
- *Traveler services including assistance booking extra nights at the tour starting and ending hotels. (*Explorer Tours excluded)
- See "What's Included" for tour-specific inclusions and be sure to check the "Keep in mind" section under "Tour Summary" online.

BICYCLES

For a full list of what's included with your bike see: <https://www.experienceplus.com/what-to-expect/our-bikes/>. If you would like to bring your own pedals and shoes we recommend doing so. On Explorer tours we include a GPS device on all bikes. We ask that you bring your own helmet to ensure the best fit. If you would like us to provide you with a used helmet, please contact us.

NAVIGATING, DAYSHEETS AND VAN SUPPORT:

Each day you'll receive a daily briefing with a highlighted route map. About 14 days prior to your tour, we will provide you with access to RideWithGPS Experiences, our platform to distribute information on each tour day's activities, meals and ride, as well as GPS-routes. Daily information also includes Tour Leader phone numbers,

hotel information and interesting historical and cultural information. On Classic, Bike and Boat and Expedition tours we also navigate using our signature chalk dust arrows. Our arrows make navigating very easy—you may never need to look at the map. On Explorer tours the terrain and destinations are not always conducive to using chalk arrows so we'll ride as a group or you can navigate on your own with the GPS tracks. On tour you will have a support van providing water and snack resupply, mechanical assistance, a lift for tired cyclists, and luggage transfers. On some itineraries the van will not be able to follow sections of the route that stray from the road for example onto cycling paths.

On tour you will have a support van providing water and snack resupply, mechanical assistance, a lift for tired cyclists, and luggage transfers. On some itineraries the van will not be able to follow sections of the route that stray from the road for example onto cycling paths.

Need More Miles? On many days it is possible to add miles to the day, just talk to your tour leader about your options.

Need Fewer Miles? If you aren't sure about your abilities or how much you want to ride remember the support van is available to offer snacks, encouragement, a lift over the next hill, or to the next hotel. You are on vacation and we're here to help make it perfect for you.

TIPPING YOUR TOUR LEADER TEAM:

If you feel your tour leader team has demonstrated great expertise and service, common practice within the travel industry is to tip. Tipping is voluntary and greatly appreciated, and gratuity amounts vary widely. Should you decide to leave a tip, as a guideline, we suggest 5% of the tour cost per traveler – this is for the entire tour leader team, not each tour leader. You can give the tip to any member of the tour leader team, as they share it evenly. In order to avoid social tensions, we encourage you to tip as individuals and not as a group. If you feel your tour leaders did not quite meet your expectations, please let us know. *Tips are included in Expedition pricing.

PHOTOS:

By reserving space on tour, you agree that ExperiencePlus! Bicycle Tours may use, re-use and reproduce any images, photos or videos that you send to us, or that are taken by our guides and/or other travelers of you individually or in a group, in any medium, including but not limited to print, electronic media, or Internet, free of charge and without your right to inspection, for promoting and publicizing our travel products and services worldwide. If you do not want us to use any images of you that are taken by us or other participants during the tour, you must inform us or your tour leader in writing at the start of the tour.

STYLES **OUR TOUR STYLES**

We realize that one size does not fit all and there are as many ways to travel by bike as there are different types of cyclists and travelers. No matter what you are looking for in a cycling vacation, we have a tour with just the right pace for you.

Classic Tours: Dream of traveling through a region by bike? then our Classic style bike tours are for you! Our unique chalk arrows lead the way as you explore small villages and world-class cities while traveling at your own pace.

- Tour Length: 7-15 days
- Hotels: 3-4 stars, most itineraries include at least one two-night stay at the same hotel.
- Road Type: Pavement, bike paths.
- Multi-night Stays: Occasionally
- Navigation: Chalk Arrows
- Price: \$\$\$
- Tour Levels: 1-4.5

Explorer Tours: Travel further off the beaten path - we let the destination dictate where we ride, not the road surface.

- Tour Length: 7-8 days
- Hotels: 2-3 stars, occasional multi-night stays at the same hotel.
- Road Type: 30-50% gravel or hard-packed dirt, the rest pavement.
- Multi-night Stays: Occasionally
- Navigation: Group riding and GPS
- Price: \$\$
- Tour Levels: 1-4

Bike and Boat Tours: Spend days cycling and your evenings relaxing on a private boat as you cruise to your next port.

- Tour Length: 7-8 days, some itineraries have land-based extensions available.
- Barge/Boat: 3-4 star, same cabin for the entire boat trip.
- Road Type: Pavement
- Navigation: Chalk Arrows
- Price: \$\$\$
- Tour Levels: 1-4

Expedition Tours: Multi-week tours where you spend long days on the bike with the added satisfaction of pedaling across multiple countries.

- Tour Length: 15-40 days
- Hotels: 2-4 stars, typically there is a 2-night hotel stay every 5-7 days.
- Road Type: Pavement with occasional hard-packed dirt or gravel.
- Multi-night Stays: On rest days
- Navigation: Chalk Arrows
- Price: \$\$\$
- Tour Levels: 4-5

**LEVELS**

We know that travelers have different cycling abilities and preferences for the number of miles, elevation gain, and type of terrain they want on a bicycle tour. We have rated each day of our tours on a scale of 1-5. Our Tour Level's are an average of the day rating on tour. We recommend looking at the daily summary on the PDF and Website Itinerary to see details about each day's ride.

LEVEL 1 - 1.5

Level 1 - 1.5 days will be mostly flat and the distance will rarely exceed 50 km. Level 1 - 1.5 tours are suitable for beginner cyclists, those traveling by bicycle for the first time, or multi-generational groups with a desire for a nice and easy bike tour with plenty of opportunities to stop and enjoy the scenery.

- **Average daily mileage:** 20 - 50 km. (12-30 miles) Be sure to check the day by day itinerary description for the tour you are considering for specific mileages.
- **Gain:** 0-400 M (0-1200 ft)
- **Terrain:** Mostly flat with occasional gentle climbs at a grade of less than 3%, that are sustained for a maximum of 3km. There might be a steeper but short climb.

LEVEL 2 - 2.5

Level 2 - 2.5 days are ideal for riders newer to bicycle touring looking for a bit of a challenge.

- **Average daily mileage:** 30-60 km (18 - 38 miles). Be sure to check the day by day itinerary description for the tour you are considering for specific mileages.
- **Gain:** 400 - 600 m (1200 - 2000 ft)
- **Terrain:** Mostly rolling terrain around 3%. Presents multiple 3% to 4% climbs. May present an occasional steeper climb.

LEVEL 3 - 3.5

Level 3 - 3.5 days are great for active individuals (who run, bike, swim etc. on a regular basis).

- **Average daily mileage:** 50-70km (30-45 miles). Be sure to check the day by day itinerary description for the tour you are considering for specific mileages.
- **Gain:** 600 - 900m (2000 - 2800 ft)
- **Terrain:** Multiple Climbs with grades of 4 - 6%.

LEVEL 4 - 4.5

Level 4 - 4.5 days are the best riding days for avid cyclists or very active individuals who are excited to challenge themselves on a bike.

- **Average daily mileage:** 70-90km (45-55 miles) Be sure to check the day by day itinerary description for the tour you are considering for specific mileages.
- **Gain:** 900-1000m (2800-3600 ft)
- **Terrain:** Presents multiple steep climbs (6% to 8% grades), 1 to 3km long. Alternatively, 4 – 6% grades for 6 kilometers or more.

LEVEL 5 (EXPEDITION)

Our Expedition tours designed for strong riders looking for the challenge of riding across countries or continents. Long daily mileages mean limited van support so we recommend these tours for riders who feel confident that they can ride every mile.

- **Average daily mileage:** 120 km (75 miles). Be sure to check the day by day itinerary description for the tour you are considering for specific mileages.
- **Gain:** 500-2000 m (1600- 6500 ft)
- **Terrain:** Expect and be prepared for any and everything.

REMEMBER

A tour level is the average of the days so we recommend you look at the day level on each day of the itinerary to help you better understand what to expect from your tour.

CHECKLIST

TO DO ONCE YOU'VE BOOKED!

- Read through your Reservation Confirmation and After you Book Information (link sent to you by e-mail), it has important information to help you plan your trip!
- Check the date on your passport. The expiration date should extend three months past your date of return to your home country.
- Complete the Customer Information Form: <https://www.experienceplus.com/blog/travel-planning/customer-information-form/>
- We recommend you take out travel insurance. Find details at <https://www.experienceplus.com/blog/travel-planning/travel-insurance/>
- Choose a bicycle training program: <https://www.experienceplus.com/blog/travel-planning/bicycle-tour-training/>
- Peruse our country-specific Travel Planning Pages: <https://www.experienceplus.com/blog/travel-planning/>

6 TO 3 MONTHS PRIOR TO TOUR START DATE

- Refer to your Tour Packet/Itinerary to see step-by-step arrival and departure information for your tour, meeting place and time, if a reservation on a complimentary ExperiencePlus! Shuttle (if applicable) is required, along with other important information to help you plan your arrival and departure.
- Reserve your flights after you know you have a confirmed tour departure. Please check with our office if you do not know if your trip is confirmed.
- Book your pre and post-tour hotel nights.
- Begin your chosen training program
- Final payment is due 90 days (120 days for Bike & Barge/Boat tours) prior to the tour start. Please refer to your Invoice and the Final Payment Reminder e-mail which we send 10 days prior to the due date for detailed instructions.

6 TO 2 WEEKS PRIOR TO TOUR START DATE

- Start reading one of the books or watching one of the movies from our Reading and Movie Lists: <https://www.experienceplus.com/blog/travel-planning/>.
- Plan what you are going to pack and start packing! Refer to the Packing Lists for suggestions, and see luggage limits at <https://www.experienceplus.com/blog/travel-planning/packing/>
- We'll email you your access code to Digital Daysheets, Hotel Itinerary, Participant Roster, names and contact information of your Tour Leaders, emergency phone numbers, and other important departure information about 2 weeks prior to your tour start date. All this will be provided to you via a feature called Experiences via the RideWithGPS App (tracks available but not necessary for navigation on Classic, Expedition and Bike & Boat tours).

DAY OF YOUR FLIGHT

Get as much sleep on the plane as you can. Pack one day of cycling gear in your carry-on just in case. See you soon!