

## Bicycle Tours in Slovakia: Cycling Krakow to Slovakia Plus! Budapest

### OVERVIEW



Bicycle between two of Central Europe's most fascinating cities on this ride from Krakow to Budapest. We'll cross the Carpathian Mountains through a low pass in the High Tatra range as we pedal from Poland, through Slovakia and into the Danube Basin in Hungary. Part of our route follows the ancient "Amber Route" that connected the Baltic Sea with the Adriatic. This historic trade route is perfect for cyclists who love undiscovered regions and pedaling through beautiful landscapes.

\*\*\*If this tour sounds great but you don't have time for the entire ride check out our [Cycling Krakow to Slovakia](#) tour which features the first 8 days of this itinerary.\*\*\*

### HIGHLIGHTS

Krakow, Budapest, Riding the hills of Central Slovakia, UNESCO World Heritage sites in Slovakia and Hungary, High Tatra Mountains

### TOUR FACTS

<b>Tour Style</b>	 Classic: Learn more about our Classic tours at <a href="https://www.experienceplus.com/tours/bike-tour-styles/classic-tours">https://www.experienceplus.com/tours/bike-tour-styles/classic-tours</a>
<b>Includes</b>	13 days, 12 nights accommodation, meals as noted in itinerary, 12 breakfasts; and the usual (see below).
<b>Countries</b>	Hungary, Poland, Slovakia
<b>Begin/End</b>	Krakow, Poland / Budapest, Hungary
<b>Arrive/Depart</b>	Krakow Airport (KRK) / Budapest Ferihegy Airport (BUD)
<b>Total Distance</b>	805 km (500 miles)
<b>Avg. Daily Distance</b>	73 km (45 miles) per riding day
<b>Tour Level</b>	 Daily climbs in excess of 2,000 feet per day (except Day 6) with mountain climbs in excess of 4,000 feet on Days 9 and 10. River bank bike paths out of Krakow and into Budapest.
<b>Keep in Mind</b>	We work hard to maintain consistency across all of our tours, but some trips have unique differences. Here are some things to keep in mind about this tour. It is rare to find air-conditioning at hotels in this part of the world.

**Please Note:** We may have small itinerary changes to this trip after you download this PDF document. If you have booked this trip and there are major changes, including changes to towns or activities, we'll email you directly. However, you should always be sure to refer to the  [online itinerary](#) for the most up-to-date trip information including arrival and departure tips before you depart for your trip:

<https://www.experienceplus.com/guided-bike-tours/slovakia/bicycling-poland-slovakia-plus-hungary>

### Bicycle Tours in Slovakia: Cycling Krakow to Slovakia Plus! Budapest

#### DATES & PRICES

Dates	Price	Single Supplement*
📅 Jun 16-28, 2023	💰 TBA	👤 TBA

\*We are happy to match solo travelers who would like to share a room with someone of the same gender. If no match exists, due to hotel pricing, we will charge 50% of the single supplement rate. This fee will be collected at the time of the final payment. If a roommate assignment is available this fee will be refunded at the conclusion of the tour.

#### DAILY RIDE SUMMARY

Day	Distance/Gain	Terrain	Day Level	Notes
1	Test ride			
2	38km / 442m (24mi / 1450ft)	Rolling hills	▶▶▶▶▶	
3	79km / 1037m (49mi / 3401ft)	Hilly	▶▶▶▶▶	
4	97km / 1164m (60mi / 3818ft)	Hilly	▶▶▶▶▶	
5	76km / 1003m (48mi / 3290ft)	Mountainous	▶▶▶▶▶	
6	53km / 580m (33mi / 1902ft)	Hilly	▶▶▶▶▶	
7	60km / 750m (38mi / 2460ft)	Hilly	▶▶▶▶▶	
8	61km / 896m (38mi / 2939ft)	Very hilly	▶▶▶▶▶	
9	82km / 1478m (51mi / 4848ft)	Very hilly	▶▶▶▶▶	
10	66km / 1488m (41mi / 4881ft)	Very hilly	▶▶▶▶▶	
11	122km / 1061m (76mi / 3480ft)	Rolling hills	▶▶▶▶▶	
12	73km / 436m (46mi / 1430ft)	Hilly	▶▶▶▶▶	
13				

## Bicycle Tours in Slovakia: Cycling Krakow to Slovakia Plus! Budapest

### ARRIVAL INFO

**Meeting time 2 p.m. - on Day 1, meet your fellow cyclists and Tour Leaders at the Day 1 Hotel specified on the itinerary.**

**Note:**

As you are planning, remember that the hotels listed in our itineraries are our primary hotels and are - in rare cases - subject to change. Before you make arrangements, **check with us** if your tour departure is guaranteed. If your tour departure is out further than 6 months, please also check with us as there might be slight changes to the itinerary.

The below information will help you plan your arrival. For more tips or other routes, you might like [Rome2Rio](#). The fare and timing information listed below is approximate.

**We recommend flying into the Krakow Airport (KRK):**

- \*Taxi from the airport to the Day 1 Hotel (30 min/PLN 70)

**\*Note:** We strongly recommend that you use the official airport taxi company, RADIO TAXI 9191, found at the airport taxi stand outside of the airport. If there are no cars at the stand, use the phone at the station to call them directly (they do speak English). You can also call +48 800 19 19 19 from a public phone, or from a mobile phone dial: +48 12 19191. Stick with the official taxi even if you are approached by a driver from another company. The fare estimate above should be the maximum, including tip (taxis use a meter).

### DEPARTURE INFO

**Your trip ends on the final day after breakfast.**

The below information will help you plan your departure. For more tips or other routes, you might like [Rome2Rio](#).

We recommend flying out of the Budapest Airport (BUD)

**From the Ending Hotel to the Budapest Airport**

- Taxi. The front desk can arrange your transfer at a discounted rate (45 min/HUF 6500 through hotel/HUF 8000 regular)
- [Shuttle Bus](#) (times and fares vary).

## Bicycle Tours in Slovakia: Cycling Krakow to Slovakia Plus! Budapest

### Tour begins in Krakow

**Highlights** Medieval Krakow, Krakow market square, Royal Wawel Castle, Vistula River

Krakow is one of Europe's most beautiful cities and has been on UNESCO's list of World Heritage sites since 1978. It was spared from devastation during World War II and retains a multitude of architectural and urban planning examples from the 12th century. The city is dominated by the Royal Wawel Castle sitting on a rise above the Vistula River. Below the castle lies the Medieval city, home to one of the largest market squares in Europe. You'll want to spend at least one extra day, if not two, in Krakow before our tour begins. We fit bicycles this afternoon and will enjoy an inaugural dinner together this evening.

### Krakow Loop

**Highlights** Wieliczka, Salt Mines

An invigorating loop out of Krakow takes us to the historic town of Wieliczka this morning. Wieliczka is famous for its salt mine, which operated continuously from the 13th century until 2007. Almost 300 kilometers of passageways spread under the town, and the mine boasts an underground lake, and four chapels carved from the salt by the miners. We'll return to Krakow this afternoon to see more of this stunning city.

### Bicycle from Krakow to Mszana Dolna

**Highlights** Open air skansen (museum village) in Dobczyce

We bicycle southeast out of Krakow passing through Dobczyce. This town shares a reservoir of the same name that boasts the remains of a 13th century castle and an open air village of 18th and 19th century traditional architecture. Stop for coffee and lunch supplies before continuing on to Mszana Dolna where we spend the night.

### DAY 1: Fri, Jun 16th

**Meals** Dinner

**Lodging**  Hotel Wielopole

### DAY 2: Sat, Jun 17th

**Distance** 38 km (24 mi)

**Gain** 442 m (1450 ft)

**Terrain** Rolling hills

**Level** 

**Meals** Breakfast

**Lodging**  Hotel Wielopole

### DAY 3: Sun, Jun 18th

**Distance** 79 km (49 mi)

**Gain** 1037 m (3401 ft)

**Terrain** Hilly

**Level** 

**Meals** Breakfast, Dinner

**Lodging**  Folwark Stara Winiarnia

### Bicycle Tours in Slovakia: Cycling Krakow to Slovakia Plus! Budapest

#### Mszana Dolna to Cervený Kláštor

**Highlights** Rolling hills, Pieniny National Park Poland & Slovakia

Today's ride takes us to the border between Poland and Slovakia and into the heart of the Pieniny National Park. The Pieniny Mountains are one of many small mountain ranges that make up the larger Carpathian Mountain chain and we will pass right through them as we enter Slovakia on a bike and pedestrian-only path along a scenic gorge. This is a rare opportunity and one of the only no-car border crossings we encounter. Our hotel tonight sits along the banks of the Dunajec River.

#### DAY 4: Mon, Jun 19th

**Distance** 97 km (60 mi)

**Gain** 1164 m (3818 ft)

**Terrain** Hilly

**Level** >>>>>

**Meals** Breakfast, Dinner

**Lodging** 🏠 [Kupele Cervený Kláštor](#)

#### Cervený Kláštor to Levoca

**Highlights** Levoca

Today's ride heads to the heart of the Spis region, a territory rich in northern Slovakian history. Once known for its wealthy traders, craftsmen, and miners, it's no wonder that two of Slovakia's five UNESCO World Heritage sites are located here. We'll continue pedaling through valleys of narrow fields, where grass is still hand-cut by scythes and carried in horse-drawn wagons. We'll have two nights in the ancient town of Levoca, once an important town for commerce. Today, Levoca is probably best known as the home of the medieval sculptor Master Paul of Levoca. Be on your best behavior today so as to not end up in the 17th century "Cage of Shame" in front of the town hall.

#### DAY 5: Tue, Jun 20th

**Distance** 76 km (48 mi)

**Gain** 1003 m (3290 ft)

**Terrain** Mountainous

**Level** >>>>>

**Meals** Breakfast

**Lodging** 🏠 [Hotel U Leva](#)

#### Bicycle Levoca Loop

**Highlights** UNESCO Castle in Spis, Historic square of Spisska Nova Ves

Our ride today takes us to Spisska Hrad (UNESCO), the largest castle in Slovakia. With the silhouette of the Spis castle behind us, we ride by the French Chateau Markušovce towards Spisska Nova Ves. Enjoy its historic and stunning square and an amazing view of the town from the highest church tower in Slovakia (87 m). All of these sights along the Poprad River valley are recognized world heritage UNESCO sites.

#### DAY 6: Wed, Jun 21st

**Distance** 53 km (33 mi)


**Gain** 580 m (1902 ft)

**Terrain** Hilly

**Level** >>>>>

**Meals** Breakfast

**Lodging** 🏠 [Hotel U Leva](#)



## Bicycle Tours in Slovakia: Cycling Krakow to Slovakia Plus! Budapest

### Levoca - Poprad

**Highlights** Poprad, Slovak Paradise National Park

As you ride today you'll have the forests that make up part of the Slovak Paradise national park on one side and the High Tatra mountains on the other side. You'll also ride by the beautiful gothic chapel of Spissky Stvrtok, a church built by Master Hans Puchsbaum, the same architect to build St. Stephen's Cathedral in Vienna.

### DAY 7: Thu, Jun 22nd

**Distance** 60 km (38 mi)  
**Gain** 750 m (2460 ft)  
**Terrain** Hilly  
**Level** >>>>>  
**Meals** Breakfast  
**Lodging** 🏠 Restart House

### Poprad - High Tatras - Poprad

**Highlights** Extraordinary views of the High Tatra Mountains

The High Tatras are the highest mountain group in the Carpathian range. The imposing wall of granite peaks rises to a height of 2655 meters from the Poprad basin and the city of Poprad. These snowy mountains, as they were called in the middle ages, are virtually inaccessible except on foot. We'll take a loop ride today to enjoy views of the mountains and, weather permitting, we'll suggest taking the cable car to Lomnický štít, the second highest peak in the High Tatras.

### DAY 8: Fri, Jun 23rd

**Distance** 61 km (38 mi)  
**Gain** 896 m (2939 ft)  
**Terrain** Very Hilly  
**Level** >>>>>  
**Meals** Breakfast  
**Lodging** 🏠 Restart House

### Poprad - Low Tatras (Tale)

**Highlights** Low Tatra Mountains and the largest Slovak national park

We head south today, through the Low Tatras, which are characterized by long valleys and deep forests. This is the largest mountain range in Slovakia protected in the nation's largest national park. We pedal around the edge of the park, then over a pass in the middle of the mountains. To the northeast are the High Tatras, to the south are the Slovak Rudohorie (Slovak Ore Mountains). Thanks to strict conservation measures the Low Tatras are the home to some of the few populations of brown bear left in Europe.

### DAY 9: Sat, Jun 24th

**Distance** 82 km (51 mi)  
**Gain** 1478 m (4848 ft)  
**Terrain** Very Hilly  
**Level** >>>>>  
**Meals** Breakfast, Dinner  
**Lodging** 🏠 Hotel Partizan

## Bicycle Tours in Slovakia: Cycling Krakow to Slovakia Plus! Budapest

### Low Tatras - Látky

**Highlights** Low Tatras, historic mining area in the Ore Mountains, forestry railroad

We leave the region of the low Tatras today and head up the Hron River valley. We pass through Cierny Balog, home to the historic steam railway museum. At one time this valley hosted the longest forestry railroad in Europe at 132 km. We continue south to the small village of Látky for our last night in Slovakia.

### DAY 10: Sun, Jun 25th

**Distance** 66 km (41 mi)

**Gain** 1488 m (4881 ft)

**Terrain** Very Hilly

**Level** >>>>>

**Meals** Breakfast, Dinner

**Lodging**  Hotel Zerrenpach Látky

### Slovakia to Bánk, Hungary

**Highlights** Bicycling the low hills of southern Slovakia into Hungary

Our ride today takes us across the border into Hungary after traversing one of the most culturally diverse regions of Central Europe. We leave the forests behind us and begin to get into more field crops, horticulture and a little viticulture.

### DAY 11: Mon, Jun 26th

**Distance** 122 km (76 mi)

**Gain** 1061 m (3480 ft)

**Terrain** Rolling hills

**Level** >>>>>

**Meals** Breakfast, Dinner

**Lodging**  Tengerszem Panzio

### Bicycle Bánk to Budapest, Hungary

**Highlights** The hills of Hungary, Danube river, bike paths into Budapest

Our final ride takes us through the low hills of northern Hungary to the banks of the Danube river north of Budapest. We'll follow small roads and bike paths to enter the city, with part of our route on islands in the middle of the Danube. Our hotel is in the heart of Budapest. We'll celebrate our ride with a special final dinner tonight.

### DAY 12: Tue, Jun 27th

**Distance** 73 km (46 mi)

**Gain** 436 m (1430 ft)

**Terrain** Hilly

**Level** >>>>>

**Meals** Breakfast, Dinner

**Lodging**  Art'otel Budapest

**Bicycle Tours in Slovakia: Cycling Krakow to Slovakia Plus! Budapest****Tour ends in the enchanting city of Budapest****DAY 13: Wed, Jun 28th****Highlights** Budapest, Parliament building, Fisherman's Bastion, the Danube River**Meals** Breakfast

Our trip ends after breakfast today; take time to explore this extraordinary city.



**INCLUDED**

**WHAT'S INCLUDED**

When you book a tour with ExperiencePlus! our goal is to ensure your only focus each day is to hop on your bike and explore scenic cycling routes in new destinations. Inclusions may differ depending on which tour style you pick but all ExperiencePlus! tours include the three most important aspects of a guided bike tour.

- Superb tour leaders who are fun and multilingual, bi-cultural experts, and cycling enthusiasts. They will support you and help you navigate confidently on and off the road.
- High quality bikes selected for the terrain you are cycling on and correct bike fitting to ensure comfortable cycling. More details on our bikes page: <https://www.experienceplus.com/what-to-expect/our-bikes/>
- Thoughtfully designed itineraries and routes that take advantage of stunning cycling destinations and the freedom of bicycle travel.

**PRE-TRIP SUPPORT**

- Bicycle training programs designed specifically for your tour and fitness level.
- Planning tips on what to pack, hotel recommendations and other helpful details from our Travel Planning Pages: <https://www.experienceplus.com/blog/travel-planning/>
- A gift of your choice (cycling jerseys, socks, or a t-shirt) as our way of saying thanks for choosing ExperiencePlus!
- \*Traveler services including assistance booking extra nights at the tour starting and ending hotels. (\*Not included on Explorer Tours.)

**ON TOUR**

- See "What's Included" on your tour Itinerary for tour-specific inclusions.

**BICYCLES**

For a full list of what's included with your bike see our bikes page (<https://www.experienceplus.com/what-to-expect/our-bikes/>) . If you would like to bring your own pedals and shoes we recommend doing so. On Explorer tours we include a GPS device on all bikes. We ask that you bring your own helmet to ensure the best fit. Please ask if you would like us to provide you with a gently used helmet and we will do so.

**NAVIGATING, DAYSHEETS AND VAN SUPPORT:**

Each day you'll receive a daily briefing with a highlighted route map. About 14 days prior to your tour, we will provide you with access to RideWithGPS Experiences, our platform

to distribute information on each tour day's activities, meals and ride, as well as GPS-routes.

Daily information also includes Tour Leader phone numbers, hotel information and interesting historical and cultural information. On Classic, Bike and Boat, Spotlight and Expedition tours we also navigate using our signature chalk dust arrows. Our arrows make navigating very easy—you may never need to look at the map. On Explorer tours the terrain and destinations are not always conducive to using chalk arrows so we'll ride as a group or you can navigate on your own with the GPS tracks. On tour you will have a support van providing water and snack resupply, mechanical assistance, a lift for tired cyclists, and luggage transfers. On some itineraries the van will not be able to follow sections of the route that stray from the road for example onto cycling paths.

On tour you will have a support van providing water and snack resupply, mechanical assistance, a lift for tired cyclists, and luggage transfers. On some itineraries the van will not be able to follow sections of the route that stray from the road for example onto cycling paths.

**Need More Miles?** On many days it is possible to add miles to the day, just talk to your tour leader about your options.

**Need Fewer Miles?** If you aren't sure about your abilities or how much you want to ride remember the support van is available to offer snacks, encouragement, a lift over the next hill, or to the next hotel. You are on vacation and we're here to help make it perfect for you.

**TIPPING YOUR TOUR LEADER TEAM:**

If you feel your tour leader team has demonstrated great expertise and service, common practice within the travel industry is to tip. Tipping is voluntary and greatly appreciated, and gratuity amounts vary widely. Should you decide to leave a tip, as a guideline, we suggest 5% of the tour cost per traveler – this is for the entire tour leader team, not each tour leader. You can give the tip to any member of the tour leader team, as they share it evenly. In order to avoid social tensions, we encourage you to tip as individuals and not as a group. If you feel your tour leaders did not quite meet your expectations, please let us know. \*Tips are included in Expedition pricing.

**PHOTOS:**

By reserving space on tour, you agree that ExperiencePlus! may use, re-use and reproduce any images, photos or videos sent to us, or taken by our guides or travelers free of charge and without your right to inspection. If you do not want us to use any images of you on tour, you must inform your tour leader in writing at the start of the tour.

**STYLES** **OUR TOUR STYLES**

We realize that one size does not fit all and there are as many ways to travel by bike as there are different types of cyclists and travelers. No matter what you are looking for in a cycling vacation, we have a tour with just the right pace for you.

**Classic Tours:** Dream of traveling through a region by bike? then our Classic style bike tours are for you! Our unique chalk arrows lead the way as you explore small villages and world-class cities while traveling at your own pace.

- Tour Length: 7-15 days
- Hotels: 3-4 stars, most itineraries include at least one two-night stay at the same hotel.
- Road Type: Pavement, bike paths.
- Multi-night Stays: Occasionally
- Navigation: Chalk Arrows
- Price: \$\$\$
- Tour Levels: 1-4.5

**Explorer Tours:** Travel further off the beaten path - we let the destination dictate where we ride, not the road surface.

- Tour Length: 7-8 days
- Hotels: 2-3 stars, occasional multi-night stays at the same hotel.
- Road Type: 30-50% gravel or hard-packed dirt, the rest pavement.
- Multi-night Stays: Occasionally
- Navigation: Group riding and GPS
- Price: \$\$
- Tour Levels: 1-4

**Spotlight Tours:** Multi-nights stays, loop rides, choose from a selection of activities or enjoy hotel amenities during your free time.

- Tour Length: 6-7 days
- Hotels: 3-5 stars, typically 3-nights spent in one hotel and 2-nights in the other.
- Road Type: Pavement
- Multi-night Stays: Min 2 night stays
- Navigation: Chalk Arrows
- Price: \$\$\$
- Tour Levels: 1-4

**Bike and Boat Tours:** Spend days cycling and your evenings relaxing on a private boat as you cruise to your next port.

- Tour Length: 7-8 days, some itineraries have land-based extensions available.
- Barge/Boat: 3-4 star, same cabin for the entire boat trip.
- Road Type: Pavement
- Navigation: Chalk Arrows
- Price: \$\$\$
- Tour Levels: 1-4

**Expedition Tours:** Multi-week tours where you spend long days on the bike with the added satisfaction of pedaling across multiple countries.

- Tour Length: 15-40 days
- Hotels: 2-4 stars, typically there is a 2-night hotel stay every 5-7 days.
- Road Type: Pavement with occasional hard-packed dirt or gravel.
- Multi-night Stays: On rest days
- Navigation: Chalk Arrows
- Price: \$\$\$
- Tour Levels: 4-5

**LEVELS**

We know that travelers have different cycling abilities and preferences for the number of miles, elevation gain, and type of terrain they want on a bicycle tour. We have rated each day of our tours on a scale of 1-5. Our Tour Level's are an average of the day rating on tour. We recommend looking at the daily summary on the PDF and Website Itinerary to see details about each day's ride.

**LEVEL 1 - 1.5**

Level 1 - 1.5 days will be mostly flat and the distance will rarely exceed 50 km. Level 1 - 1.5 tours are suitable for beginner cyclists, those traveling by bicycle for the first time, or multi-generational groups with a desire for a nice and easy bike tour with plenty of opportunities to stop and enjoy the scenery.

- **Average daily mileage:** 20 - 50 km. (12-30 miles) Be sure to check the day by day itinerary description for the tour you are considering for specific mileages.
- **Gain:** 0-400 M (0-1200 ft)
- **Terrain:** Mostly flat with occasional gentle climbs at a grade of less than 3%, that are sustained for a maximum of 3km. There might be a steeper but short climb.

**LEVEL 2 - 2.5**

Level 2 - 2.5 days are ideal for riders newer to bicycle touring looking for a bit of a challenge.

- **Average daily mileage:** 30-60 km (18 - 38 miles). Be sure to check the day by day itinerary description for the tour you are considering for specific mileages.
- **Gain:** 400 - 600 m (1200 - 2000 ft)
- **Terrain:** Mostly rolling terrain around 3%. Presents multiple 3% to 4% climbs. May present an occasional steeper climb.

**LEVEL 3 - 3.5**

Level 3 - 3.5 days are great for active individuals (who run, bike, swim etc. on a regular basis).

- **Average daily mileage:** 50-70km (30-45 miles). Be sure to check the day by day itinerary description for the tour you are considering for specific mileages.
- **Gain:** 600 - 900m (2000 - 2800 ft)
- **Terrain:** Multiple Climbs with grades of 4 - 6%.

**LEVEL 4 - 4.5**

Level 4 - 4.5 days are the best riding days for avid cyclists or very active individuals who are excited to challenge themselves on a bike.

- **Average daily mileage:** 70-90km (45-55 miles) Be sure to check the day by day itinerary description for the tour you are considering for specific mileages.
- **Gain:** 900-1000m (2800-3600 ft)
- **Terrain:** Presents multiple steep climbs (6% to 8% grades), 1 to 3km long. Alternatively, 4 – 6% grades for 6 kilometers or more.

**LEVEL 5 (EXPEDITION)**

Our Expedition tours designed for strong riders looking for the challenge of riding across countries or continents. Long daily mileages mean limited van support so we recommend these tours for riders who feel confident that they can ride every mile.

- **Average daily mileage:** 120 km (75 miles). Be sure to check the day by day itinerary description for the tour you are considering for specific mileages.
- **Gain:** 500-2000 m (1600- 6500 ft)
- **Terrain:** Expect and be prepared for any and everything.

**REMEMBER**

A tour level is the average of the days so we recommend you look at the day level on each day of the itinerary to help you better understand what to expect from your tour.

## CHECKLIST

### TO DO ONCE YOU'VE BOOKED!

- Read through your Reservation Confirmation (link sent to you by e-mail), it has important information to help you plan your trip!
- Check the date on your passport. The expiration date should extend three months past your date of return to your home country.
- Complete the Customer Information Form: <https://www.experienceplus.com/blog/travel-planning/customer-information-form/>
- We recommend you take out travel insurance. Find details at <https://www.experienceplus.com/blog/travel-planning/travel-insurance/>
- Choose a bicycle training program: <https://www.experienceplus.com/blog/travel-planning/bicycle-tour-training/>
- Peruse our country-specific Travel Planning Pages: <https://www.experienceplus.com/blog/travel-planning/>

### 6 TO 3 MONTHS PRIOR TO TOUR START DATE

- Review the arrival and departure information under the "Travel Information" tab to see meeting place and time, if a reservation on a complimentary ExperiencePlus! Shuttle (if applicable) is required, and other important information to help you plan your arrival and departure.
- Reserve your flights after you know you have a confirmed tour departure. Please check with our office if you do not know if your trip is confirmed.
- Book your pre and post-tour hotel nights.
- Begin your chosen training program
- Final payment is due 90 days (120 days for Bike & Barge/Boat tours) prior to the tour start. Please refer to your Deposit Payment Invoice and the Final Payment Reminder e-mail you have received for detailed instructions.

### 6 TO 2 WEEKS PRIOR TO TOUR START DATE

- Start reading one of the books or watching one of the movies from our Reading and Movie Lists: <https://www.experienceplus.com/blog/travel-planning/>.
- Plan what you are going to pack and start packing! Refer to the Packing Lists on our website at <https://www.experienceplus.com/blog/travel-planning/packing/>
- We'll email you your access code to RideWithGPS Experiences where you will find the Hotel Itinerary, Participant Roster, names and contact information of your Tour Leaders and other important departure information about 2 weeks prior to your tour start date.

### DAY OF YOUR FLIGHT

Get as much sleep on the plane as you can. Pack one day of cycling gear in your carry-on just in case. See you soon!