

Bicycle Tours in Chile: Bicycling Patagonia's Lakes District

OVERVIEW

Join us on our 7-day Bicycling Patagonia's Lakes District from Argentina to Chile tour where we will cycle paved roads across the Continental Divide in the Andes, from Argentina into Chile. At this latitude, the mountains are much gentler than the severe Peruvian and Ecuadoran landscapes that come to mind when you think of the Andes. Our route winds from the high plateau setting of San Carlos de Bariloche along Andean lakes, down through the valleys of the border region and into Chile's Lake District. Cycle past conical volcanoes and snow capped Andean peaks, and one of Chile's famous rushing rivers, and relax in the tranquil settings of our lovely hotels.


Extend this bicycle tour by 3 days. Visit our [Bicycling Patagonia's Lakes District Plus! the Island of Chiloé](#) bicycle tour.


Is cycling in South America for you? Check out our

HIGHLIGHTS

Argentina and Chile's Lake District, Views of Osorno and Calbuco Volcanoes, Waterfalls on the Petrohué River, thermal pools, San Carlos de Bariloche. Puerto Varas

TOUR FACTS

Tour Style	 Classic: Learn more about our Classic tours at https://www.experienceplus.com/tours/bike-tour-styles/classic-tours
Includes	7 days, 6 nights accommodation; meals as noted in itinerary.
Countries	Argentina, Chile
Begin/End	San Carlos de Bariloche, Argentina / Puerto Varas, Chile
Arrive/Depart	San Carlos de Bariloche (BRC) / Puerto Montt, Chile (PMC). San Carlos de Bariloche, Argentina / Puerto Montt, Chile (PMC). There may be a reciprocity entry fee for entering Argentina through an international airport
Total Distance	302 km (188 miles)
Avg. Daily Distance	76 km (47 miles) per riding day
Tour Level	
Keep in Mind	We work hard to maintain consistency across all of our tours, but some trips have unique differences. Here are some things to keep in mind about this tour. Our bikes in Chile and Argentina feature aluminum frames. We do shuttle a number of times on this ride to avoid traffic or sections of rough roads. A/C or fans may not always be available since they haven't traditionally been needed.

Please Note: We may have small itinerary changes to this trip after you download this PDF document. If you have booked this trip and there are major changes, including changes to towns or activities, we'll email you directly. However, you should always be sure to refer to the  [online itinerary](#) for the most up-to-date trip information including arrival and departure tips before you depart for your trip:

<https://www.experienceplus.com/guided-bike-tours/chile/bicycling-patagonia-lakes-district>

Bicycle Tours in Chile: Bicycling Patagonia's Lakes District

DATES & PRICES

Dates	Price	Single Supplement*
Feb 4-10, 2023	USD\$3695	USD\$600
Feb 18-24, 2023	USD\$3695	USD\$600

*We are happy to match solo travelers who would like to share a room with someone of the same gender. If no match exists, due to hotel pricing, we will charge 50% of the single supplement rate. This fee will be collected at the time of the final payment. If a roommate assignment is available this fee will be refunded at the conclusion of the tour.

DAILY RIDE SUMMARY

Day	Distance/Gain	Terrain	Day Level	Notes
1	Other activity			See Daily Itinerary for details
2	33km / 575m (21mi / 1886ft)	Hilly	▶▶▶▶▶	
3	Hike day 13km (8mi)			
4	87km / 1319m (54mi / 4326ft)	Mountainous	▶▶▶▶▶	
5	123km / 982m (76mi / 3221ft)	Rolling hills	▶▶▶▶▶	
6	61km / 328m (38mi / 1076ft)	Gentle	▶▶▶▶▶	
7	Last day			

Bicycle Tours in Chile: Bicycling Patagonia's Lakes District

ARRIVAL INFO

Meet your Tour Leaders and fellow travelers in the afternoon of Day 1 at the Day 1 hotel. Keep an eye out for a note at the front desk with more details.

Note: As you are planning, remember that the hotels listed in our itineraries are our primary hotels and are - in rare cases - subject to change. Before you make arrangements, [check with us](#) if your tour departure is guaranteed. If your tour departure is out further than 6 months, please also check with us as there might be slight changes to the itinerary.

The below information will help you plan your arrival. For more tips or other routes, you might like [Rome2Rio](#). The fare and timing information listed below is approximate.

We recommend flying into the Bariloche Airport (BRC).

A Note on Flights: For this trip, we recommend booking international flights into Buenos Aires' International Airport (EZE) and out of Santiago, Chile (SCL). This means that you'll also need to purchase domestic tickets from Buenos Aires Domestic Airport (AEP) to Bariloche (BRC). For information on transferring between Buenos Aires' international and domestic airports see our information [here](#).

How to arrive at the Day 1 Hotel from Bariloche Airport:

- Taxi, available just outside the airport exit (30-40 min, 450 to 560 pesos/US\$12-15)
- Pre-arranged private transfer, [contact us for arrangements](#) (costs vary).

DEPARTURE INFO

The below information will help you plan your departure. For more tips or other routes, you might like [Rome2Rio](#). The fare and timing information listed below is approximate.

We recommend flying out of the **Puerto Montt Airport (PMC)**:

- If you are departing the day the tour ends, join our complimentary ExperiencePlus! shuttle. You can book this with Tour Leaders while on tour. The transfer takes about 30 minutes and the shuttle arrives around 10:00 a.m.
- If you are departing on your own, a taxi from the ending hotel to the Puerto Montt Airport costs around 40,000 pesos and takes around 30 minutes.

Puerto Montt Airport (PMC) has connections to Santiago, Chile (SCL), Buenos Aires International Airport (EZE), and Buenos Aires Domestic Airport (AEP) see [LATAM](#)

- **Connecting in Santiago, Chile:** LATAM offers several 1.5 hour direct flights to Santiago.
- **Connecting in Buenos Aires:** LATAM offers several flights daily to both Buenos Aires Airports - you may have to connect through Santiago). It is a 4.5 to 5.5 hour flight.
- Most international flights from South America leave in the late evening, so it is possible to connect with an international flight the day the tour ends.

If you plan to travel some more and fly out of Bariloche, you can opt for a scenic day-long boat and bus ride. The boat departs Puerto Varas between 8 and 9 a.m. and arrives in Bariloche between 8:30 and 9:30 p.m. on the same day. [Email us](#) for arrangements.

Selected Tour Start Date: Saturday, February 4th, 2023

Bicycle Tours in Chile: Bicycling Patagonia's Lakes District

1. Free hotel shuttle from the hotel to the dock (10 min, complimentary)
2. Boat and Bus connects through Puerto Varas to Bariloche (12 hours, USD 230-300/person)

Bicycle Tours in Chile: Bicycling Patagonia's Lakes District

Welcome to South America!

Highlights Fit Bicycles, Welcome Dinner

We meet this afternoon at our hotel in San Carlos de Bariloche. This bustling mountain town is a year-round destination for outdoor enthusiasts. We'll meet late this afternoon to fit bicycles. After the fitting we'll take a guided walk through Bariloche and enjoy a welcome dinner together.

DAY 1: Sat, Feb 4th

Meals Dinner

Lodging  Alma Suites del Lago

Bariloche to Circuito Chico

Highlights Bariloche, Cerro Campanario ski lift for panoramic view of the Andes, hotel spa

After a brief shuttle out of town we'll do a short test ride to make any necessary adjustments to your bike before heading out on our longer route. Tiny back roads lead us through forests and offer stunning views of Lago Nahuel Huapi and the Lago Perito Moreno. Our ride ends at the base of Cerro Campanario. Freshen up at the hotel and then take a short walk to the base of the ski area where we'll take the chairlifts up the mountain to enjoy a panoramic view of Bariloche - this is often called one of the top ten views in the world.

DAY 2: Sun, Feb 5th

Distance 33 km (21 mi)

Gain 575 m (1886 ft)

Terrain Hilly

Level 

Meals Breakfast, Lunch, Dinner

Lodging  Bosque Del Nahuel

Villa La Angostura



Highlights Hiking day, Lake Nahuel Huapi, Arrayanes National Park

Your day begins with a shuttle to Lake Nahuel Huapi. From there, you'll set sail on a ferry and view Bariloche's surrounding area from a different perspective as you float towards the Quetrihué Peninsula. Upon docking we'll walk a wooded path through Arrayanes National Park and some of the most pristine myrtle in South America. In the 1970's, this 300-year-old myrtle stand was awarded special protection under the Argentine government. Local legend has it that Walt Disney walked through this forest in the late 1930's and it inspired his choice for Bambi's cinnamon color as well as the film's setting. Our hike will take between 3 and 4 hours.

DAY 3: Mon, Feb 6th

Distance 13 km (8 mi)

Meals Breakfast, Lunch

Lodging  Hosteria El Establo
 Sol Arrayan Hotel & Spa

Bicycle Tours in Chile: Bicycling Patagonia's Lakes District

Crossing into Chile

Highlights Crossing the Andes, Cardenal Samore Pass, thermal spas

Today's ride is all about crossing the Andes! While Argentina and Chile share the same latitude, Argentina's dense and diverse vegetation is distinctly different from the lush green forests and farmlands of Chile. Prepare to be awestruck as you enjoy the incredible shift in landscape while pedaling from Lake Espejo over the Cardenal Samore Pass (4,311 feet) to our thermal resort at the Termas de Puyehue. We'll have a picnic lunch together before enjoying the downhill into Chile! Be sure to take advantage of the hotel's wonderful thermal pools before dinner together this evening.

DAY 4: Tue, Feb 7th

Distance 87 km (54 mi)

Gain 1319 m (4326 ft)

Terrain Mountainous

Level >>>>>

Meals Breakfast, Lunch, Dinner

Lodging  [Hotel Termas De Puyehue](#)

Termas de Puyehue to Petrohue

Highlights Lake Llanquihue, views of Osorno and Calbuco volcanoes

You'll pedal around the east side of Lake Llanquihue today with stunning views of the snow-capped Osorno and Calbuco volcanoes. We'll stop for a picnic lunch and enjoy the tranquility as we pass quiet farmlands and small forests. Take the shuttle or bike the last 6 km of gravel to the hotel before relaxing at the edge of one of Patagonia's beautiful lakes. Tonight we'll feast on a delicious home-cooked dinner together.

DAY 5: Wed, Feb 8th

Distance 123 km (76 mi)

Gain 982 m (3221 ft)

Terrain Rolling hills

Level >>>>>

Meals Breakfast, Dinner

Lodging  [Hotel Petrohue](#)

Puerto Varas

Highlights Puerto Varas

Just after leaving our hotel, plan to visit the famous "Saltos de Petrohue," waterfalls. Continuing our ride around Lake Llanquihue we'll enjoy more great views of Osorno Volcano on our way to Puerto Varas, a small but bustling town with numerous craft stores and great walks along the lake. We have the inside scoop on Puerto Varas' best restaurant for dinner together this evening.

DAY 6: Thu, Feb 9th

Distance 61 km (38 mi)


Gain 328 m (1076 ft)

Terrain Gentle

Level >>>>>

Meals Breakfast, Lunch, Dinner

Lodging  [Hotel Solace](#)



Bicycle Tours in Chile: Bicycling Patagonia's Lakes District**Puerto Varas****DAY 7: Fri, Feb 10th****Highlights** Tour ends**Meals** Breakfast

Our tour ends after breakfast this morning. We'll offer a shuttle, or you can take a taxi to the airport in Puerto Montt which is less than a half-hour away for those who are flying home. If you need to return to Bariloche, we recommend transferring across Todos los Santos Lake. This trip has daily departures and the bus leaves just one hundred meters from our hotel! It is a beautiful and relaxing boat and bus trip and you'll arrive in Bariloche in time for a late dinner. Whatever your plans, buen viaje.***Extend this bicycle tour by 3 days. Visit our Bicycling Patagonia's Lakes District Plus! the Island of Chiloé bicycle tour.***

INCLUDED

WHAT'S INCLUDED

When you book a tour with ExperiencePlus! our goal is to ensure your only focus each day is to hop on your bike and explore scenic cycling routes in new destinations. Inclusions may differ depending on which tour style you pick but all ExperiencePlus! tours include the three most important aspects of a guided bike tour.

- Superb tour leaders who are fun and multilingual, bi-cultural experts, and cycling enthusiasts. They will support you and help you navigate confidently on and off the road.
- High quality bikes selected for the terrain you are cycling on and correct bike fitting to ensure comfortable cycling.
- Thoughtfully designed itineraries and routes that take advantage of stunning cycling destinations and the freedom of bicycle travel.

PRE-TRIP SUPPORT

- Bicycle training programs designed specifically for your tour and fitness level.
- Planning tips on what to pack, hotel recommendations and other helpful details from our Travel Planning Pages: <https://www.experienceplus.com/blog/travel-planning/>
- A gift of your choice (cycling jerseys, socks, or a t-shirt) as our way of saying thanks for choosing ExperiencePlus!
- *Traveler services including assistance booking extra nights at the tour starting and ending hotels. (*Explorer Tours excluded)
- See "What's Included" for tour-specific inclusions and be sure to check the "Keep in mind" section under "Tour Summary" online.

BICYCLES

For a full list of what's included with your bike see: <https://www.experienceplus.com/what-to-expect/our-bikes/>. If you would like to bring your own pedals and shoes we recommend doing so. On Explorer tours we include a GPS device on all bikes. We ask that you bring your own helmet to ensure the best fit. If you would like us to provide you with a gently used helmet, please contact us.

NAVIGATING, DAYSHEETS AND VAN SUPPORT:

Each day you'll receive a daily briefing with a highlighted route map. About 14 days prior to your tour, we will provide you with access to RideWithGPS Experiences, our platform to distribute information on each tour day's activities, meals and ride, as well as GPS-routes. Daily information also includes Tour Leader phone numbers,

hotel information and interesting historical and cultural information. On Classic, Bike and Boat and Expedition tours we also navigate using our signature chalk dust arrows. Our arrows make navigating very easy—you may never need to look at the map. On Explorer tours the terrain and destinations are not always conducive to using chalk arrows so we'll ride as a group or you can navigate on your own with the GPS tracks. On tour you will have a support van providing water and snack resupply, mechanical assistance, a lift for tired cyclists, and luggage transfers. On some itineraries the van will not be able to follow sections of the route that stray from the road for example onto cycling paths.

On tour you will have a support van providing water and snack resupply, mechanical assistance, a lift for tired cyclists, and luggage transfers. On some itineraries the van will not be able to follow sections of the route that stray from the road for example onto cycling paths.

Need More Miles? On many days it is possible to add miles to the day, just talk to your tour leader about your options.

Need Fewer Miles? If you aren't sure about your abilities or how much you want to ride remember the support van is available to offer snacks, encouragement, a lift over the next hill, or to the next hotel. You are on vacation and we're here to help make it perfect for you.

TIPPING YOUR TOUR LEADER TEAM:

If you feel your tour leader team has demonstrated great expertise and service, common practice within the travel industry is to tip. Tipping is voluntary and greatly appreciated, and gratuity amounts vary widely. Should you decide to leave a tip, as a guideline, we suggest 5% of the tour cost per traveler – this is for the entire tour leader team, not each tour leader. You can give the tip to any member of the tour leader team, as they share it evenly. In order to avoid social tensions, we encourage you to tip as individuals and not as a group. If you feel your tour leaders did not quite meet your expectations, please let us know. *Tips are included in Expedition pricing.

PHOTOS:

By reserving space on tour, you agree that ExperiencePlus! Bicycle Tours may use, re-use and reproduce any images, photos or videos that you send to us, or that are taken by our guides and/or other travelers of you individually or in a group, in any medium, including but not limited to print, electronic media, or Internet, free of charge and without your right to inspection, for promoting and publicizing our travel products and services worldwide. If you do not want us to use any images of you that are taken by us or other participants during the tour, you must inform us or your tour leader in writing at the start of the tour.

STYLES **OUR TOUR STYLES**

We realize that one size does not fit all and there are as many ways to travel by bike as there are different types of cyclists and travelers. No matter what you are looking for in a cycling vacation, we have a tour with just the right pace for you.

Classic Tours: Dream of traveling through a region by bike? then our Classic style bike tours are for you! Our unique chalk arrows lead the way as you explore small villages and world-class cities while traveling at your own pace.

- Tour Length: 7-15 days
- Hotels: 3-4 stars, most itineraries include at least one two-night stay at the same hotel.
- Road Type: Pavement, bike paths.
- Multi-night Stays: Occasionally
- Navigation: Chalk Arrows
- Price: \$\$\$
- Tour Levels: 1-4.5

Explorer Tours: Travel further off the beaten path - we let the destination dictate where we ride, not the road surface.

- Tour Length: 7-8 days
- Hotels: 2-3 stars, occasional multi-night stays at the same hotel.
- Road Type: 30-50% gravel or hard-packed dirt, the rest pavement.
- Multi-night Stays: Occasionally
- Navigation: Group riding and GPS
- Price: \$\$
- Tour Levels: 1-4

Bike and Boat Tours: Spend days cycling and your evenings relaxing on a private boat as you cruise to your next port.

- Tour Length: 7-8 days, some itineraries have land-based extensions available.
- Barge/Boat: 3-4 star, same cabin for the entire boat trip.
- Road Type: Pavement
- Navigation: Chalk Arrows
- Price: \$\$\$
- Tour Levels: 1-4

Expedition Tours: Multi-week tours where you spend long days on the bike with the added satisfaction of pedaling across multiple countries.

- Tour Length: 15-40 days
- Hotels: 2-4 stars, typically there is a 2-night hotel stay every 5-7 days.
- Road Type: Pavement with occasional hard-packed dirt or gravel.
- Multi-night Stays: On rest days
- Navigation: Chalk Arrows
- Price: \$\$\$
- Tour Levels: 4-5

**LEVELS**

We know that travelers have different cycling abilities and preferences for the number of miles, elevation gain, and type of terrain they want on a bicycle tour. We have rated each day of our tours on a scale of 1-5. Our Tour Level's are an average of the day rating on tour. We recommend looking at the daily summary on the PDF and Website Itinerary to see details about each day's ride.

LEVEL 1 - 1.5

Level 1 - 1.5 days will be mostly flat and the distance will rarely exceed 50 km. Level 1 - 1.5 tours are suitable for beginner cyclists, those traveling by bicycle for the first time, or multi-generational groups with a desire for a nice and easy bike tour with plenty of opportunities to stop and enjoy the scenery.

- **Average daily mileage:** 20 - 50 km. (12-30 miles) Be sure to check the day by day itinerary description for the tour you are considering for specific mileages.
- **Gain:** 0-400 M (0-1200 ft)
- **Terrain:** Mostly flat with occasional gentle climbs at a grade of less than 3%, that are sustained for a maximum of 3km. There might be a steeper but short climb.

LEVEL 2 - 2.5

Level 2 - 2.5 days are ideal for riders newer to bicycle touring looking for a bit of a challenge.

- **Average daily mileage:** 30-60 km (18 - 38 miles). Be sure to check the day by day itinerary description for the tour you are considering for specific mileages.
- **Gain:** 400 - 600 m (1200 - 2000 ft)
- **Terrain:** Mostly rolling terrain around 3%. Presents multiple 3% to 4% climbs. May present an occasional steeper climb.

LEVEL 3 - 3.5

Level 3 - 3.5 days are great for active individuals (who run, bike, swim etc. on a regular basis).

- **Average daily mileage:** 50-70km (30-45 miles). Be sure to check the day by day itinerary description for the tour you are considering for specific mileages.
- **Gain:** 600 - 900m (2000 - 2800 ft)
- **Terrain:** Multiple Climbs with grades of 4 - 6%.

LEVEL 4 - 4.5

Level 4 - 4.5 days are the best riding days for avid cyclists or very active individuals who are excited to challenge themselves on a bike.

- **Average daily mileage:** 70-90km (45-55 miles) Be sure to check the day by day itinerary description for the tour you are considering for specific mileages.
- **Gain:** 900-1000m (2800-3600 ft)
- **Terrain:** Presents multiple steep climbs (6% to 8% grades), 1 to 3km long. Alternatively, 4 – 6% grades for 6 kilometers or more.

LEVEL 5 (EXPEDITION)

Our Expedition tours designed for strong riders looking for the challenge of riding across countries or continents. Long daily mileages mean limited van support so we recommend these tours for riders who feel confident that they can ride every mile.

- **Average daily mileage:** 120 km (75 miles). Be sure to check the day by day itinerary description for the tour you are considering for specific mileages.
- **Gain:** 500-2000 m (1600- 6500 ft)
- **Terrain:** Expect and be prepared for any and everything.

REMEMBER

A tour level is the average of the days so we recommend you look at the day level on each day of the itinerary to help you better understand what to expect from your tour.

CHECKLIST

TO DO ONCE YOU'VE BOOKED!

- Read through your Reservation Confirmation and After you Book Information (link sent to you by e-mail), it has important information to help you plan your trip!
- Check the date on your passport. The expiration date should extend three months past your date of return to your home country.
- Complete the Customer Information Form: <https://www.experienceplus.com/blog/travel-planning/customer-information-form/>
- We recommend you take out travel insurance. Find details at <https://www.experienceplus.com/blog/travel-planning/travel-insurance/>
- Choose a bicycle training program: <https://www.experienceplus.com/blog/travel-planning/bicycle-tour-training/>
- Peruse our country-specific Travel Planning Pages: <https://www.experienceplus.com/blog/travel-planning/>

6 TO 3 MONTHS PRIOR TO TOUR START DATE

- Refer to your Tour Packet/Itinerary to see step-by-step arrival and departure information for your tour, meeting place and time, if a reservation on a complimentary ExperiencePlus! Shuttle (if applicable) is required, along with other important information to help you plan your arrival and departure.
- Reserve your flights after you know you have a confirmed tour departure. Please check with our office if you do not know if your trip is confirmed.
- Book your pre and post-tour hotel nights.
- Begin your chosen training program
- Final payment is due 90 days (120 days for Bike & Barge/Boat tours) prior to the tour start. Please refer to your Invoice and the Final Payment Reminder e-mail which we send 10 days prior to the due date for detailed instructions.

6 TO 2 WEEKS PRIOR TO TOUR START DATE

- Start reading one of the books or watching one of the movies from our Reading and Movie Lists: <https://www.experienceplus.com/blog/travel-planning/>.
- Plan what you are going to pack and start packing! Refer to the Packing Lists for suggestions, and see luggage limits at <https://www.experienceplus.com/blog/travel-planning/packing/>
- We'll email you your access code to Digital Daysheets, Hotel Itinerary, Participant Roster, names and contact information of your Tour Leaders, emergency phone numbers, and other important departure information about 2 weeks prior to your tour start date. All this will be provided to you via a feature called Experiences via the RideWithGPS App (tracks available but not necessary for navigation on Classic, Expedition and Bike & Boat tours).

DAY OF YOUR FLIGHT

Get as much sleep on the plane as you can. Pack one day of cycling gear in your carry-on just in case. See you soon!