

Bicycle Tours in Spain: **Bicycling Catalonia's Costa Brava**

OVERVIEW



Home to some of Spain's most iconic cities and famous (and infamous) characters, Catalonia is a one of a kind destination. With a history as diverse as the territory and a cultural identity and language of its own, this Spanish community will delight and fascinate. Join us on an 8-day bicycle tour that begins in Girona, one of the most fought after towns in all of Spanish history, having been sieged over 25 times. We'll pedal east towards the rugged Costa Brava and through the rolling hills of the Emporda' region - dotted with Roman ruins and medieval towns. Our journey continues through hidden fishing villages and quiet towns along small roads through wine country on our way to Figueras, Salvador Dali's birthplace. Enjoy incredible cycling through a variety of historic towns that feature a delightful mix of modern culture and cuisine.


If this sounds great but you prefer a longer tour. Join us to [Bicycle Catalonia's Costa Brava Plus! Barcelona](#) which extends this itinerary 4 days.

HIGHLIGHTS

Girona, Figueras and Dali Museum, Medieval Villages, Costa Brava Beaches, Extraordinary food - Girona has more restaurants with Michelin stars than anywhere else in the world

TOUR FACTS

Tour Style	 Classic: Learn more about our Classic tours at https://www.experienceplus.com/tours/bike-tour-styles/classic-tours
Includes	8 days, 7 nights lodging; meals as noted in itinerary; guided visit of Dali Museum; a wine tasting; boat trip; and the usual (see below).
Countries	Spain
Begin/End	Girona / Figueras
Arrive/Depart	Barcelona (BCN)
Total Distance	292 km (181 miles)
Avg. Daily Distance	49 kms (30 miles) per riding day
Tour Level	
Keep in Mind	We work hard to maintain consistency across all of our tours, but some trips have unique differences. Here are some things to keep in mind about this tour. Though we try and arrange dinners together as early as possible in Spain this means 8:00 to 8:30 p.m.

Please Note: We may have small itinerary changes to this trip after you download this PDF document. If you have booked this trip and there are major changes, including changes to towns or activities, we'll email you directly. However, you should always be sure to refer to the  [online itinerary](#) for the most up-to-date trip information including arrival and departure tips before you depart for your trip:

<https://www.experienceplus.com/guided-bike-tours/spain/bicycling-costa-brava>

Bicycle Tours in Spain: **Bicycling Catalonia's Costa Brava**

DATES & PRICES

Dates	Price	Single Supplement*
📅 Sep 8-15, 2022	📅 USD\$4150	📅 USD\$550
📅 May 17-24, 2023	📅 USD\$4295	📅 USD\$550
📅 Jun 7-14, 2023	📅 USD\$4295	📅 USD\$550
📅 Aug 30-Sep 6, 2023	📅 USD\$4295	📅 USD\$550
📅 Sep 20-27, 2023	📅 USD\$4295	📅 USD\$550

*We are happy to match solo travelers who would like to share a room with someone of the same gender. If no match exists, due to hotel pricing, we will charge 50% of the single supplement rate. This fee will be collected at the time of the final payment. If a roommate assignment is available this fee will be refunded at the conclusion of the tour.

DAILY RIDE SUMMARY

Day	Distance/Gain	Terrain	Day Level	Notes
1	Test ride			
2	61km / 906m (38mi / 2972ft)	Very hilly	▶▶▶▶▶	
3	40km / 379m (25mi / 1243ft)	Gentle	▶▶▶▶▶	
4	69km / 434m (43mi / 1424ft)	Gentle	▶▶▶▶▶	
5	72km / 673m (45mi / 2207ft)	Hilly	▶▶▶▶▶	
6	18km / 436m (11mi / 1430ft)	Very hilly	▶▶▶▶▶	Today's ride is an optional loop ride
7	32km / 244m (20mi / 800ft)	Rolling hills	▶▶▶▶▶	
8	Last day			

Bicycle Tours in Spain: Bicycling Catalonia's Costa Brava

ARRIVAL INFO

Meeting time 2 p.m. - on Day 1, meet your fellow cyclists and Tour Leaders at the Day 1 Hotel specified on the itinerary.

Note:

As you are planning, remember that the hotels listed in our itineraries are our primary hotels and are - in rare cases - subject to change. Before you make arrangements, [check with us](#) if your tour departure is guaranteed. If your tour departure is out further than 6 months, please also check with us as there might be slight changes to the itinerary.

Look up Spanish train schedules at [Renfe.com](#) or [Trainline.eu](#). Questions? See our information on taking trains in Europe [here](#) or [ask us](#).

The below information will help you plan your arrival. For more tips or other routes, you might like [Rome2Rio](#). The fare and timing information listed below is approximate.

We recommend flying into Girona (GRO) or Barcelona El Prat (BCN).

If you arrive at Barcelona Airport and continue to the Day 1 Hotel

1. Bus: Sagales Bus from Barcelona Airport Terminal 1 or 2 to Girona Estacio d'Autobuses. [sagales.com](#) (2.5 hr/EUR 19)
2. Taxi: From the Bus station to the starting hotel (10 min/EUR 10)

Or

1. Train: R2 Nord from the Barcelona airport to the Barcelona Sants station (25 min / EUR 4.20)
2. *Train: From Barcelona Sants to Girona/Gerona (40 min/ Fares vary).
3. Taxi: From the Girona/Gerona train station to the Day 1 Hotel. (10 min/EUR 10)

***Note:** The train connection from Barcelona to Girona/Gerona is a busy but frequent line. If you are staying in Barcelona, you may purchase tickets for this train leg in advance. If you arrive by plane the same day, you should purchase them at the Sants train station though you might opt to skip a train departure if it is already full.

DEPARTURE INFO

Your trip ends on the final day after breakfast.

The below information will help you plan your departure. For more tips or other routes, you might like [Rome2Rio](#).

Flying out of Girona (GRO)

- Taxi: From the Ending Hotel to the Girona Airport (40 min/EUR 85)

Flying out of Barcelona (BCN).

Bicycle Tours in Spain: **Bicycling Catalonia's Costa Brava**

1. Taxi: From the Ending Hotel to the Figueres Vilafant Station (10 min/EUR 15)
2. Train: From Figueres Vilafant to Barcelona Sants (1-2 hours/fares vary)
3. Train: From Barcelona Sants to Aeroport del Prat (35 min/EUR 4.20)

Look up Spanish train schedules at [Renfe.com](https://www.renfe.com) or [Trainline.eu](https://www.trainline.eu).

Questions? See our information on taking trains in Europe [here](#) or [ask us](#).

Bicycle Tours in Spain: **Bicycling Catalonia's Costa Brava**

Girona

Highlights Girona, Jewish Museum and Historic Center

We meet in the medieval town of Girona today. We highly recommend coming a day or two early to explore this city and begin your exploration of the Catalan culture. We'll fit bicycles this afternoon and recommend a test ride along the river bike path before meeting for introductions and dinner together.

DAY 1: Thu, Sep 8th

Meals Dinner

Lodging  [Hotel Historic](#)

Bicycling Girona to Costa Brava

Highlights Cycling the Via Verde, quiet roads, beach town

Today's ride features a gentle ascent to the highest point in the area. You'll be rewarded for your efforts with a classic view of the Costa Brava. The van will be there to offer a lift up (or down) for those who prefer. Our descent ends at the sea and from there we'll follow the sometimes hilly coastal road to our beach front hotel. Enjoy a dip in the Mediterranean, or some people watching this afternoon before dinner together.

DAY 2: Fri, Sep 9th

Distance 61 km (38 mi)

Gain 906 m (2972 ft)

Terrain Very Hilly

Level 

Meals Breakfast, Dinner

Lodging  [Hotel Sant Pol](#)

Bicycling Costa Brava to Peratallada

Highlights Beaches, rural bicycling, castles and medieval towns

Today we'll ride along the coast to Palamos, a great coffee stop and perfect opportunity for one last dip in the sea before we head inland over rolling hills. Many of the towns we'll pass through on today's ride were once fortified Roman and medieval cities, so be sure to take time to meander the tiny streets. Peratallada, our destination this evening, is perhaps the best preserved as the center is entirely pedestrian and the walls still stand. You'll notice ruts in the stone streets which were created from centuries of horse carts moving through the narrow streets. We'll stay just outside of town and enjoy this little corner of Catalonia for the next few days.

DAY 3: Sat, Sep 10th

Distance 40 km (25 mi)

Gain 379 m (1243 ft)

Terrain Gentle

Level 

Meals Breakfast, Dinner

Lodging  [Hotel Aatu](#)

Bicycle Tours in Spain: **Bicycling Catalonia's Costa Brava**

Loop ride or Rest Day

Highlights Loop ride, optional climb

We'll take a loop ride through the gentle hills of the Baix Emporda region today. We have a special stop planned before la Bisbal d'Emporda just a few kilometers into the ride to visit a local ceramicist. La Bisbal d'Emporda is a great town to enjoy a beverage and explore the boutiques and artist stores - some of which carry traditional pieces while others have expanded into more modern ceramic art. After our visit we'll continue our loop ride which includes the option of an 8 km (5 miles) climb for anyone wanting a little challenge.

Bicycle to Cadaques

Highlights Remote fishing village, stunning views of the sea

We'll head north and inland today through gentle hills and reclaimed marshes that are now the center for the agricultural economy in the area. We'll suggest a lunch stop in one of these small but historic towns. There is a significant climb to the hotel so anyone who prefers to rest their legs can meet at a café to regroup and shuttle. Everyone else can join local cyclists to conquer the hill that creates a natural barrier and makes this Eastern most peninsula in Spain such a unique natural and geological formation.

Cycle the Cap de Creus or enjoy the beach

Highlights Dali's home, beach front rambla, and optional rest day

Today you have the option to take a day off the bike, or bicycle to the stunning Cap de Creus - the most easterly point of the Iberian Peninsula. It's a short but hilly ride out and back. For those who prefer a day off the bike, Cadaques has been inspirational to many great artists, including Dali, Miro, Duchamp and Picasso. Find a spot and explore your inner artist, or simply enjoy a day relaxing by the pool.

DAY 4: Sun, Sep 11th

Distance 69 km (43 mi)

Gain 434 m (1424 ft)

Terrain Gentle

Level 

Meals Breakfast

Lodging  [Hotel Aatu](#)

DAY 5: Mon, Sep 12th

Distance 72 km (45 mi)

Gain 673 m (2207 ft)

Terrain Hilly

Level 

Meals Breakfast, Dinner

Lodging  [Hotel Llane Petit Cadaques](#)

DAY 6: Tue, Sep 13th

Distance 18 km (11 mi)

Gain 436 m (1430 ft)

Terrain Very Hilly

Level 

Meals Breakfast

Lodging  [Hotel Llane Petit Cadaques](#)

Bicycle Tours in Spain: **Bicycling Catalonia's Costa Brava**

Bicycle to Figueres

Highlights Scenic Coast Boat ride, Dali Museum

We start our day with a chartered boat ride as we leave Cadaques and navigate around the rocky coastline that isolates the Cap de Creus Natural Park from the rest of the Costa Brava. Once we land in Roses we'll pedal to Figueres, birthplace of Salvador Dali. We'll plan a guided tour of the museum this afternoon.

DAY 7: Wed, Sep 14th

Distance 32 km (20 mi)

Gain 244 m (800 ft)

Terrain Rolling hills

Level 

Meals Breakfast, Dinner

Lodging  Hotel Pirineos

Figueres

Highlights Bon viatge

Our tour ends this morning after breakfast. We hope you have enjoyed your ride through this unique corner of Spain. Trains head straight to France or to Barcelona from here - whatever you decide to do, bon viatge.***If this sounds great but you prefer a longer tour. Join us to Bicycle Catalonia's Costa Brava Plus! Barcelona which extends this itinerary 4 days.***

DAY 8: Thu, Sep 15th

Meals Breakfast

INCLUDED

WHAT'S INCLUDED

When you book a tour with ExperiencePlus! our goal is to ensure your only focus each day is to hop on your bike and explore scenic cycling routes in new destinations. Inclusions may differ depending on which tour style you pick but all ExperiencePlus! tours include the three most important aspects of a guided bike tour.

- Superb tour leaders who are fun and multilingual, bi-cultural experts, and cycling enthusiasts. They will support you and help you navigate confidently on and off the road.
- High quality bikes selected for the terrain you are cycling on and correct bike fitting to ensure comfortable cycling. More details on our bikes page: <https://www.experienceplus.com/what-to-expect/our-bikes/>
- Thoughtfully designed itineraries and routes that take advantage of stunning cycling destinations and the freedom of bicycle travel.

PRE-TRIP SUPPORT

- Bicycle training programs designed specifically for your tour and fitness level.
- Planning tips on what to pack, hotel recommendations and other helpful details from our Travel Planning Pages: <https://www.experienceplus.com/blog/travel-planning/>
- A gift of your choice (cycling jerseys, socks, or a t-shirt) as our way of saying thanks for choosing ExperiencePlus!
- *Traveler services including assistance booking extra nights at the tour starting and ending hotels. (*Not included on Explorer Tours.)
- See "What's Included" for tour-specific inclusions and be sure to check the "Keep in mind" section under "Tour Summary" online.

BICYCLES

For a full list of what's included with your bike see our bikes page (<https://www.experienceplus.com/what-to-expect/our-bikes/>) . If you would like to bring your own pedals and shoes we recommend doing so. On Explorer tours we include a GPS device on all bikes. We ask that you bring your own helmet to ensure the best fit. Please ask if you would like us to provide you with a gently used helmet and we will do so.

NAVIGATING, DAYSHEETS AND VAN SUPPORT:

Each day you'll receive a daily briefing with a highlighted route map. About 14 days prior to your tour, we will provide you with access to RideWithGPS Experiences, our platform

to distribute information on each tour day's activities, meals and ride, as well as GPS-routes.

Daily information also includes Tour Leader phone numbers, hotel information and interesting historical and cultural information. On Classic, Bike and Boat, Spotlight and Expedition tours we also navigate using our signature chalk dust arrows. Our arrows make navigating very easy—you may never need to look at the map. On Explorer tours the terrain and destinations are not always conducive to using chalk arrows so we'll ride as a group or you can navigate on your own with the GPS tracks. On tour you will have a support van providing water and snack resupply, mechanical assistance, a lift for tired cyclists, and luggage transfers. On some itineraries the van will not be able to follow sections of the route that stray from the road for example onto cycling paths.

On tour you will have a support van providing water and snack resupply, mechanical assistance, a lift for tired cyclists, and luggage transfers. On some itineraries the van will not be able to follow sections of the route that stray from the road for example onto cycling paths.

Need More Miles? On many days it is possible to add miles to the day, just talk to your tour leader about your options.

Need Fewer Miles? If you aren't sure about your abilities or how much you want to ride remember the support van is available to offer snacks, encouragement, a lift over the next hill, or to the next hotel. You are on vacation and we're here to help make it perfect for you.

TIPPING YOUR TOUR LEADER TEAM:

If you feel your tour leader team has demonstrated great expertise and service, common practice within the travel industry is to tip. Tipping is voluntary and greatly appreciated, and gratuity amounts vary widely. Should you decide to leave a tip, as a guideline, we suggest 5% of the tour cost per traveler – this is for the entire tour leader team, not each tour leader. You can give the tip to any member of the tour leader team, as they share it evenly. In order to avoid social tensions, we encourage you to tip as individuals and not as a group. If you feel your tour leaders did not quite meet your expectations, please let us know. *Tips are included in Expedition pricing.

PHOTOS:

By reserving space on tour, you agree that ExperiencePlus! may use, re-use and reproduce any images, photos or videos sent to us, or taken by our guides or travelers free of charge and without your right to inspection. If you do not want us to use any images of you on tour, you must inform your tour leader in writing at the start of the tour.

STYLES **OUR TOUR STYLES**

We realize that one size does not fit all and there are as many ways to travel by bike as there are different types of cyclists and travelers. No matter what you are looking for in a cycling vacation, we have a tour with just the right pace for you.

Classic Tours: Dream of traveling through a region by bike? then our Classic style bike tours are for you! Our unique chalk arrows lead the way as you explore small villages and world-class cities while traveling at your own pace.

- Tour Length: 7-15 days
- Hotels: 3-4 stars, most itineraries include at least one two-night stay at the same hotel.
- Road Type: Pavement, bike paths.
- Multi-night Stays: Occasionally
- Navigation: Chalk Arrows
- Price: \$\$\$
- Tour Levels: 1-4.5

Explorer Tours: Travel further off the beaten path - we let the destination dictate where we ride, not the road surface.

- Tour Length: 7-8 days
- Hotels: 2-3 stars, occasional multi-night stays at the same hotel.
- Road Type: 30-50% gravel or hard-packed dirt, the rest pavement.
- Multi-night Stays: Occasionally
- Navigation: Group riding and GPS
- Price: \$\$
- Tour Levels: 1-4

Spotlight Tours: Multi-nights stays, loop rides, choose from a selection of activities or enjoy hotel amenities during your free time.

- Tour Length: 6-7 days
- Hotels: 3-5 stars, typically 3-nights spent in one hotel and 2-nights in the other.
- Road Type: Pavement
- Multi-night Stays: Min 2 night stays
- Navigation: Chalk Arrows
- Price: \$\$\$
- Tour Levels: 1-4

Bike and Boat Tours: Spend days cycling and your evenings relaxing on a private boat as you cruise to your next port.

- Tour Length: 7-8 days, some itineraries have land-based extensions available.
- Barge/Boat: 3-4 star, same cabin for the entire boat trip.
- Road Type: Pavement
- Navigation: Chalk Arrows
- Price: \$\$\$
- Tour Levels: 1-4

Expedition Tours: Multi-week tours where you spend long days on the bike with the added satisfaction of pedaling across multiple countries.

- Tour Length: 15-40 days
- Hotels: 2-4 stars, typically there is a 2-night hotel stay every 5-7 days.
- Road Type: Pavement with occasional hard-packed dirt or gravel.
- Multi-night Stays: On rest days
- Navigation: Chalk Arrows
- Price: \$\$\$
- Tour Levels: 4-5

**LEVELS**

We know that travelers have different cycling abilities and preferences for the number of miles, elevation gain, and type of terrain they want on a bicycle tour. We have rated each day of our tours on a scale of 1-5. Our Tour Level's are an average of the day rating on tour. We recommend looking at the daily summary on the PDF and Website Itinerary to see details about each day's ride.

LEVEL 1 - 1.5

Level 1 - 1.5 days will be mostly flat and the distance will rarely exceed 50 km. Level 1 - 1.5 tours are suitable for beginner cyclists, those traveling by bicycle for the first time, or multi-generational groups with a desire for a nice and easy bike tour with plenty of opportunities to stop and enjoy the scenery.

- **Average daily mileage:** 20 - 50 km. (12-30 miles) Be sure to check the day by day itinerary description for the tour you are considering for specific mileages.
- **Gain:** 0-400 M (0-1200 ft)
- **Terrain:** Mostly flat with occasional gentle climbs at a grade of less than 3%, that are sustained for a maximum of 3km. There might be a steeper but short climb.

LEVEL 2 - 2.5

Level 2 - 2.5 days are ideal for riders newer to bicycle touring looking for a bit of a challenge.

- **Average daily mileage:** 30-60 km (18 - 38 miles). Be sure to check the day by day itinerary description for the tour you are considering for specific mileages.
- **Gain:** 400 - 600 m (1200 - 2000 ft)
- **Terrain:** Mostly rolling terrain around 3%. Presents multiple 3% to 4% climbs. May present an occasional steeper climb.

LEVEL 3 - 3.5

Level 3 - 3.5 days are great for active individuals (who run, bike, swim etc. on a regular basis).

- **Average daily mileage:** 50-70km (30-45 miles). Be sure to check the day by day itinerary description for the tour you are considering for specific mileages.
- **Gain:** 600 - 900m (2000 - 2800 ft)
- **Terrain:** Multiple Climbs with grades of 4 - 6%.

LEVEL 4 - 4.5

Level 4 - 4.5 days are the best riding days for avid cyclists or very active individuals who are excited to challenge themselves on a bike.

- **Average daily mileage:** 70-90km (45-55 miles) Be sure to check the day by day itinerary description for the tour you are considering for specific mileages.
- **Gain:** 900-1000m (2800-3600 ft)
- **Terrain:** Presents multiple steep climbs (6% to 8% grades), 1 to 3km long. Alternatively, 4 – 6% grades for 6 kilometers or more.

LEVEL 5 (EXPEDITION)

Our Expedition tours designed for strong riders looking for the challenge of riding across countries or continents. Long daily mileages mean limited van support so we recommend these tours for riders who feel confident that they can ride every mile.

- **Average daily mileage:** 120 km (75 miles). Be sure to check the day by day itinerary description for the tour you are considering for specific mileages.
- **Gain:** 500-2000 m (1600- 6500 ft)
- **Terrain:** Expect and be prepared for any and everything.

REMEMBER

A tour level is the average of the days so we recommend you look at the day level on each day of the itinerary to help you better understand what to expect from your tour.

CHECKLIST

TO DO ONCE YOU'VE BOOKED!

- Read through your Reservation Confirmation (link sent to you by e-mail), it has important information to help you plan your trip!
- Check the date on your passport. The expiration date should extend three months past your date of return to your home country.
- Complete the Customer Information Form: <https://www.experienceplus.com/blog/travel-planning/customer-information-form/>
- We recommend you take out travel insurance. Find details at <https://www.experienceplus.com/blog/travel-planning/travel-insurance/>
- Choose a bicycle training program: <https://www.experienceplus.com/blog/travel-planning/bicycle-tour-training/>
- Peruse our country-specific Travel Planning Pages: <https://www.experienceplus.com/blog/travel-planning/>

6 TO 3 MONTHS PRIOR TO TOUR START DATE

- Review the arrival and departure information under the "Travel Information" tab to see meeting place and time, if a reservation on a complimentary ExperiencePlus! Shuttle (if applicable) is required, and other important information to help you plan your arrival and departure.
- Reserve your flights after you know you have a confirmed tour departure. Please check with our office if you do not know if your trip is confirmed.
- Book your pre and post-tour hotel nights.
- Begin your chosen training program
- Final payment is due 90 days (120 days for Bike & Barge/Boat tours) prior to the tour start. Please refer to your Deposit Payment Invoice and the Final Payment Reminder e-mail you have received for detailed instructions.

6 TO 2 WEEKS PRIOR TO TOUR START DATE

- Start reading one of the books or watching one of the movies from our Reading and Movie Lists: <https://www.experienceplus.com/blog/travel-planning/>.
- Plan what you are going to pack and start packing! Refer to the Packing Lists on our website at <https://www.experienceplus.com/blog/travel-planning/packing/>
- We'll email you your access code to Digital Daysheets, Hotel Itinerary, Participant Roster, names and contact information of your Tour Leaders, emergency phone numbers, and other important departure information about 2 weeks prior to your tour start date. All this will be provided to you via a feature called Experiences via the RideWithGPS App (tracks available but not necessary for navigation on Classic, Expedition, Spotlight and Bike & Boat tours).

DAY OF YOUR FLIGHT

Get as much sleep on the plane as you can. Pack one day of cycling gear in your carry-on just in case. See you soon!