

Bicycle Tours in Germany: Cycling Copenhagen to Berlin

OVERVIEW


A Northern European tour extraordinaire, cycling from one vibrant city to another, both renowned for their urban cycling culture among other things, our new Copenhagen to Berlin cycling tour promises to be a winner. Spend four days in Denmark, pedaling across some of the country's quintessential islands and along the Baltic Sea before traversing it to reach the "Continent." Connecting some of the most important trading towns of the Hanseatic League which from 1400-1800 dominated the trade routes and economies of the Baltic countries. Our ride in Germany touches upon several important cities including Hamburg which considers itself a trendsetter for the rest of Germany (perhaps all of Europe), and Lübeck (home of the Hanseatic League), Potsdam, and finishes with Berlin!


If this sounds great but you prefer a shorter tour, check out our [Cycling Copenhagen to Hamburg](#) or [Cycling Hamburg to Berlin](#) tours.

HIGHLIGHTS

Copenhagen and its cycling path network, Beaches along the Baltic, Lübeck - UNESCO World Heritage Site, Best marzipan in the world, Guided tour of Hamburg harbor, The Iron Curtain, Birding opportunities, Potsdam's Sanssouci Palace

TOUR FACTS

Includes	The usual plus... 14 days, 13 nights' accommodation; all breakfasts, 8 dinners with wine; ferry crossings, guided tours of Hamburg and Berlin; and the usual (see below).
Countries	Denmark, Germany
Begin/End	Copenhagen / Berlin
Arrive/Depart	Copenhagen (CPH) / Berlin (BER)
Total Distance	651 km (407 miles)
Avg. Daily Distance	59 km (37 miles) per riding day
Tour Level	1.5:
More Photos	 https://experienceplus.smugmug.com/gallery/68998206_DWRpcW
Keep in Mind	We work hard to maintain consistency across all of our tours, but some trips have unique differences. Here are some things to keep in mind about this tour. We use charming and modern hotels but A/C or fans may not always be available since they haven't been needed traditionally. Separated twin beds are rare in many places; instead there will be two mattresses together that sit on the same base.

Please Note: We may have small itinerary changes to this trip after you download this PDF document. If you have booked this trip and there are major changes, including changes to towns or activities, we'll email you directly. However, you should always be sure to refer to the  [online itinerary](#) for the most up-to-date trip information including arrival and departure tips before you depart for your trip:

<https://www.experienceplus.com/guided-bike-tours/germany/bicycling-copenhagen-to-berlin>

Bicycle Tours in Germany: Cycling Copenhagen to Berlin

DATES & PRICES

Dates	Price	Single Supplement*
📅 Jul 20-Aug 2, 2019	USD\$6295	USD\$650
📅 Jun 6-19, 2020	TBA	TBA
📅 Jun 27-Jul 10, 2020	TBA	TBA
📅 Jul 18-31, 2020	TBA	TBA

*We are happy to match solo travelers who would like to share a room with someone of the same gender. If no match exists, due to hotel pricing, we will charge 50% of the single supplement rate. This fee will be collected at the time of the final payment. If a roommate assignment is available this fee will be refunded at the conclusion of the tour.

Bicycle Tours in Germany: Cycling Copenhagen to Berlin

ARRIVAL INFO

Meeting time 1:15 p.m. - on Day 1, meet your fellow cyclists and Tour Leaders at the Day 1 Hotel specified on the itinerary.

Note:

As you are planning, remember that the hotels listed in our itineraries are our primary hotels and are - in rare cases - subject to change. Before you make arrangements, **check with us** if your tour departure is guaranteed. If your tour departure is out further than 6 months, please also check with us as there might be slight changes to the itinerary.

The below information will help you plan your arrival. For more tips or other routes, you might like [Rome2Rio](#). The fare and timing information listed below is approximate.

We recommend flying into the Copenhagen Airport (CPH).

From the Copenhagen Airport to the Day 1 Hotel

1. Metro to Norreport station (15 min/DKK 36; we recommend using the ticket machines, credit card only)
2. **walk** from Norreport station Day 1 Hotel (7 mins)
3. Or Taxi from the airport to the hotel (20 min/DKK 250-300)

DEPARTURE INFO

Your trip ends on the final day after the city tour around 1 p.m. back at the hotel.

We recommend you plan your homebound flight for the next day

The below information will help you plan your departure. For more tips or other routes, you might like [Rome2Rio](#).

We recommend flying out of the Berlin Tegel Airport (TXL) (served by major airlines). Berlin Schönefeld Airport (SXF) is also an option (mostly served by charter and low cost airlines).

From the ending hotel to the Tegel Airport

- Taxi (20 min/EUR 20)
- Metro and Bus: Metro From Naturkundemuseum to Kurt-Schumacher-Platz (direction Alt-Tegel); Go to surface and take the bus 128 direction Flughafen Tegel Airport (25 min/EUR 6). **Note:** Many ticket-machines are cash only. Remember to validate your ticket at one of the red boxes on the platform. Not all stations have escalators, so you might prefer a taxi.

Bicycle Tours in Germany: Cycling Copenhagen to Berlin

Welcome to Copenhagen

Highlights Copenhagen considered the "most livable city and bike capital of the world"

The Danes are well known for their love of cycling and cities all around the world are now trying to emulate their bicycling success. It really is a biking heaven with over 390 kilometers (241 miles) of designated bike lanes. The world also looks to Copenhagen for the latest innovations in design, architecture, fashion and savors the extraordinary culinary revolution that has taken place here over the last decade. Enjoy an avant-garde Danish welcome dinner tonight.

DAY 1: Sat, Jul 20th

Meals Dinner

Lodging  Hotel Kong Arthur

South Zealand

Highlights Kalvebod Fælled, Mosede Fort & Beach, Køge oldest half-timbered house in Denmark

Leave Copenhagen on one of its many extraordinary bike paths to the Kalvebod Fælled nowadays one of the biggest recreational areas around Copenhagen. Stop for lunch in Køge, a century old market town with an impressive medieval section surrounding the central square which is home to the oldest dated half-timbered house in Denmark. Continue cycling south, past Stevens Klint to our hotel on the Baltic beach of Rødvig.

DAY 2: Sun, Jul 21st

Distance 79 km (49 mi)

Gain 203 m (666 ft)

Terrain Mostly flat

Level 1.5

Meals Breakfast, Dinner

Lodging  Hotel Klinten

The southern edge of Zealand

Highlights Præstø Fjord and town, Baroque mansion of Nysø, and Vordinborg

Continue pedaling south to Præstø Fjord and stop to view the famous Nysø Mansion, one of Denmark's first and finest examples of baroque architecture overlooking the Fjord. Gather picnic supplies in the small town of Præstø which began as a merchant village in the 14th Century. Keep cycling over small country roads to our hotel in Vordinborg.

DAY 3: Mon, Jul 22nd

Distance 58 km (36 mi)

Gain 346 m (1135 ft)

Terrain Mostly flat

Level 1.5

Meals Breakfast

Lodging  Hotel Kong Valdemar

Bicycle Tours in Germany: Cycling Copenhagen to Berlin

Southern Seeland to Oldenburg continuing to Bad Malente

Highlights 4 different modes of transportation - walk, train that goes on the ferry, and bike!

A short walk to the nearby train station gets you going this morning-you'll travel on the iconic Berlin-Copenhagen line which goes directly onto the ferry to cross the Fehmarn Belt to enter Germany. Continue by train across the Fehmarn Sund bridge to the town of Oldenburg where you'll switch modes of transportation to hop on your bike and pedal to our two night stay in this German lakes region. Enjoy your first night in Germany with some bratwurst and beer!

DAY 4: Tue, Jul 23rd

Distance 39 km (24 mi)
Gain 343 m (1125 ft)
Terrain Mostly flat
Level 1.0
Meals Breakfast
Lodging  [Hotel Dieksee](#)

Loop ride in "Holstein Switzerland"

Highlights Loop ride, rolling countryside and lakes, Plön

Your loop ride today is in this area of Germany, nicknamed "Holstein Switzerland" since it has some hills. In the 19th century it was very fashionable to go to Switzerland for vacations. We're not sure it quite fits its moniker as the highest "mountain" is only 550 feet! Pedal through an ever-changing landscape of the Young Drift moraines formed during the last ice age. Small woods alternate rapidly with hedged, arable fields and the terrain is characterized by its many lakes nestle amongst low hills. Enjoy Plön and its castle, or, for those not wanting to bike today, relax in town or at the hotel.

DAY 5: Wed, Jul 24th


Distance 69 km (43 mi)
Gain 656 m (2152 ft)
Terrain Mostly flat
Level 2.0
Meals Breakfast, Dinner
Lodging  [Hotel Dieksee](#)

Bad Malente to Lübeck

Highlights Lübeck - Queen of the Hanseatic

You'll bid farewell to the Baltic today. Ride along the beach and enjoy the waterfront of the Timmendorfer Strand before heading southwest inland to Lübeck. Before entering town, catch a free bike shuttle bus that takes you through the Herrentunnel underneath the Trave river. Lübeck is referred to as the Queen of Hanseatic cities. Its extensive Brick Gothic architecture is listed by UNESCO as a World Heritage Site. And make sure you enjoy Lübeck's beloved delicacy - one of the best marzipan's in the world made by Niederegger.

DAY 6: Thu, Jul 25th

Distance 50 km (31 mi)
Gain 249 m (817 ft)
Terrain Mostly flat
Level 1.5
Meals Breakfast
Lodging  [Atlantic Hotel Lübeck](#)

Bicycle Tours in Germany: Cycling Copenhagen to Berlin

Lübeck to Hamburg

Highlights Free and Hanseatic City, "Gateway to the world"

"The gateway to the world" might be a bold claim, but Germany's second-largest city and largest port (despite being located on a river 100 km from the coast) has never been shy. Hamburg has engaged in business with the world ever since it joined the Hanseatic League back in the Middle Ages, and this "harbourpolis" is now the nation's premier media hub and its wealthiest city. We'll enjoy a special dinner this evening with riders who are doing the Hamburg to Berlin stage of the ride.

DAY 7: Fri, Jul 26th

Distance 69 km (43 mi)

Gain 364 m (1194 ft)

Terrain Mostly flat

Level 2.0

Meals Breakfast, Dinner

Lodging  [Hotel Henri](#)

Hamburg

Highlights Guided harbor cruise of the Hamburg Port

Enjoy a harbor cruise this morning and some free time to visit some of the local attractions like the impressive Rathaus (city hall) or one of the museums in the newly popular warehouse district. Or perhaps you'd like some shopping in the main streets around the train station, or a stroll along the Alster River and harbor to see the bustle.

DAY 8: Sat, Jul 27th

Terrain Mostly flat

Level 2.0

Meals Breakfast

Lodging  [Hotel Henri](#)

Hamburg to Lüneburg

Highlights Storybook German brick gothic town Lüneburg, town hall

Take a ferry out of Daily Hamburg and find yourself transported to another world - the "Alte Land" a rural paradise famous for its orchards. As the landscape changes we'll ride through the Lüneburg Heath, a nature reserve, on our way to Lüneburg town whose prosperity for centuries came from its salt. The town sat upon a massive salt dome which was mined, sold/traded throughout Northern Europe. Though salt is no longer the primary economic driver, Lüneburg has more than that going for it. For instance our hotel is the location for the German TV series, "Red Roses". Stroll around and enjoy this fairy tale setting.

DAY 9: Sun, Jul 28th

Distance 71 km (44 mi)

Gain 422 m (1384 ft)

Terrain Mostly flat

Level 2.0

Meals Breakfast, Dinner

Lodging  [Hotel Altes Kaufhaus](#)

Bicycle Tours in Germany: Cycling Copenhagen to Berlin

Lüneburg to Hitzacker and shuttle to Tangermünde

Highlights Elbe River, Iron Curtain, Baroque gardens at our lodging

Today's ride follows the Elbe river along a natural area of the Lower Saxony Elbtalau. With such a picturesque landscape it's difficult to imagine that you are traveling along the Iron Curtain. We'll regather in Hitzacker and take a 1.45-hour shuttle to the final destination of the day, Tangermünde. Our hotel for the night is the former residence of the emperor of Tangermünde, the castle's unforgettable charm casts a spell on all who visit. Enjoy the pool or spa this afternoon.

DAY 10: Mon, Jul 29th


Distance 55 km (34 mi)
Gain 408 m (1338 ft)
Terrain Mostly flat
Level 1.5
Meals Breakfast
Lodging  Schloss Hotel
Tangermunde

Tangermünde to Brandenburg

Highlights Elbe valley - bird watching

You will continue riding along the Elbe valley, a paradise for bird watchers because its extensive alluvial flats offer perfect conditions for a wide variety of birds. After crossing the Elbe by ferry we will be heading toward the next river, the Havel. Actually, it is more of a series of lakes rather than a river that you will be following as you enter the town of Brandenburg.

DAY 11: Tue, Jul 30th

Distance 69 km (43 mi)
Gain 298 m (977 ft)
Terrain Mostly flat
Level 1.5
Meals Breakfast, Dinner
Lodging  Hotel Sorat
Brandenburg

Brandenburg to Potsdam

Highlights Havel River Bike Path, Sanssouci Palace and Park

Today you will follow bike paths along the Havel River to the final destination for the day, Potsdam. This was the royal residence for Prussian kings and the German Kaiser until 1918. The palace's name Sans Souci, translates to "without concerns". King Frederick set-up his summer residence here in the 18th century to relax and escape the spectacle of the Berlin court. You'll pedal through the city's impressive park itself to reach our hotel in the center of town. Take the rest of the day to enjoy the town, its many palaces, and parks.

DAY 12: Wed, Jul 31st

Distance 58 km (36 mi)
Gain 222 m (728 ft)
Terrain Mostly flat
Level 1.5
Meals Breakfast, Dinner
Lodging  Hotel Brandenburger
Tor

Bicycle Tours in Germany: Cycling Copenhagen to Berlin

Potsdam to Berlin

Highlights Cycle to our final destination: Unified Berlin

Today we cycle to our final destination and Germany's largest city, Berlin. Our route will take us across the bridge of spies, through the Grunewald, past the Olympia Stadium of 1936, and along bike paths to the Victory Column, through the Tiergarten Park to the Brandenburg Gate and back on bike paths to the Reichstag!

DAY 13: Thu, Aug 1st

Distance 40 km (25 mi)

Gain 271 m (889 ft)

Terrain Mostly flat

Level 1.0

Meals Breakfast, Dinner

Lodging  Boutique Hotel i31
Berlin

Berlin

Highlights Berlin guided visit

Your cycling adventure is complete, but we will spend our last morning together with a guided visit through the city. Once we finish our tour back at the hotel at around 1 p.m., we hope you have a bit more time to spend in one of Europe's most cosmopolitan cities. It offers a little of everything for its many visitors -- Happy travels! If you must depart, we recommend you book your home bound flight for the next day as most international flights leave in the morning.

DAY 14: Fri, Aug 2nd

Meals Breakfast

INCLUDED**BEFORE YOU LEAVE**

- Traveler Services: Assistance with arrival and departure, booking extra nights at your starting and ending tour hotels.
- Bicycle Tour Training programs designed specifically for your tour and fitness level.
- Tour Planning tips on what to pack, reading and movie lists, hotel recommendations and many other helpful tips.
- A complimentary gift of your choice.

ON YOUR BICYCLE TOUR

- Superb tour leaders who are great fun and also bilingual, bicultural experts, and avid cyclists. They're experienced to help you navigate confidently on and off the road.
- Comfortable lodging in 3-4 star hotels located in or near the town square with easy access to your favorite café (bar, gelato, espresso) of the day, always with a private bath.
- All breakfasts & at least half of your dinners each featuring multi-courses, fresh, seasonal specialties and wine or beer for dinners. See specific tour itineraries for details.
- On many tours we also have 1 or 2 lunches - see specific tour itineraries for details.
- Use of a high quality Titanium road bike, hybrid, or an aluminum tandem (aluminum road bikes or hybrid bikes in South America), geared specifically to cruise the flats and help ease you over the mountain. Our bikes come with an odometer so you can track your miles, an expandable rear rack pack to carry your stuff, and one water bottle that's yours to keep. Refer to our bikes page for full details.
- Full van support including: luggage shuttle, water and snack resupply, mechanical assistance, and rides for tired cyclists!

- Special events like wine tastings and cultural visits as described in the trip itinerary.
- All tips and gratuities at tour hotels and group meals.
- Unique and scenic routes, marked with our signature chalk dust arrows that ensure that you won't get lost and have the freedom to travel at your own pace.
- Daily mileage options—for those folks who just can't get enough cycling, we'll suggest optional routes off our marked course.
- Detailed route map, and informational sheets each day that tell you more about the area where you will be riding.
- All the fun (and more) that you expect from your vacation.

WHAT'S NOT INCLUDED

- Transportation to and from the bicycling tour including airfare, or train travel.
- Helmets - we ask that you bring your own to ensure the safest fit.
- Meals not listed in the itinerary
- Tour Leader gratuity (with the exception of Expeditions)

AFTER YOUR BICYCLE TOUR

- Deeply discounted tours with our Re-Cycle Program. Your fifth tour with us will be discounted by 50% of the average price of your previous four tours; your tenth tour will be discounted by 100% of the average price of your previous nine tours!

**LEVELS**

Travelers have different cycling abilities and preferences for the number of miles, elevation gain, and type of terrain they want on a bicycle tour. Our tour levels fall on a scale of 1 - 5. In addition to the overall tour level we have developed daily level summaries to provide an even more detailed look at what kind of cycling you can expect from each day on tour. You'll find all of the details including mileage, elevation gain, terrain and level for each day of the itinerary to help you better understand what to expect from your tour.

LEVEL 1 - 1.5

This day will be mostly flat and the distance will rarely exceed 30 km. Level 1 - 1.5 tours are suitable for beginner cyclists, those traveling by bicycle for the first time, or multi-generational groups with a desire for a nice and easy bike tour with plenty of opportunities to stop and enjoy the scenery.

- **Average daily mileage:** 15-30km. Be sure to check the day by day itinerary description for the tour you are considering for specific mileages.
- **Terrain:** Mostly flat with occasional gentle climbs at a grade of less than 3%, that are sustained for a maximum of 3km. There might be a steeper but short climb..

LEVEL 2 - 2.5

This day is ideal for riders newer to bicycle touring looking for a bit of a challenge, or for individuals who desire shorter days on the bike. On average, level 2 - 2.5 bike tours will ride 30-50 km per day on mostly rolling terrain.

- **Average daily mileage:** 30-50km. Be sure to check the day by day itinerary description for the tour you are considering for specific mileages.
- **Terrain:** Mostly rolling terrain around 3%. Presents multiple 3% to 4% climbs. May present an occasional steeper climb.

LEVEL 3 - 3.5

Level 3 - 3.5 tours are for active individuals (who run, bike, swim etc. on a regular basis) with the desire to cover longer daily distances on the bicycle. These tours are a great workout when you're riding as you will average 50-70 km daily with total gain of 2,000-2,800 ft. There will be multiple 4-6% climbs throughout the tour.

- **Average daily mileage:** 50-70km. Be sure to check the day by day itinerary description for the tour you are considering for specific mileages.
- **Terrain:** Multiple Climbs with grades of 4 - 6%.

LEVEL 4 - 4.5

Level 4 - 4.5 tours are for passionate cyclists or very active individuals. This level tour is great for cyclists looking to stay in shape and pedal hard they travel across regions or countries. Level 4 - 4.5 tours cover 70-90km daily with 2,800-3,600 ft of gain. Cyclists on a level 4 - 4.5 bicycle tour can expect multiple climbs, some climbs might be short and steep (6-8% for 1-3 km) while others may be sustained (6+ Km) at a 4-6% grade.

- **Average daily mileage:** 70-90km. Be sure to check the day by day itinerary description for the tour you are considering for specific mileages.
- **Terrain:** Presents multiple steep climbs (6% to 8% grades), 1 to 3km long. Alternatively, 4 - 6% grades for 6 kilometers or more.

LEVEL 5 (EXPEDITIONPLUS!)

Our ExpeditionPlus! tours designed for strong riders looking for the challenge of riding across countries or continents. Long daily mileages means limited van support so we recommended these tours for riders who feel confident that they can ride every mile.

- **Average daily mileage:** 120 km (75 miles). Be sure to check the day by day itinerary description for the tour you are considering for specific mileages.
- **Terrain:** Expect and be prepared for any and everything.

REMEMBER

It is almost always possible to adapt the day's ride to how you are feeling either by taking advantage of the support van, or asking tour leaders for additional mileage.

Need More Miles? On just about every day of every tour it is possible to add miles to the day. Just talk to your tour leader about the options.

Need Fewer Miles? If you aren't sure about your abilities or how much you want to ride remember the support van is available to offer snacks, encouragement, a lift over the next hill, or to the next hotel. You are on vacation and we're here to help make it perfect for you.

Chalk Dust Arrows. Remember, no matter what level of tour you choose ExperiencePlus! uses chalk dust arrows to mark our routes so riders can take the day at their own pace! Whether you prefer to stop at every gelateria, take a hundred photos a day, or push to achieve a new personal best you'll be happy on our tours.

WHAT TO EXPECT**BICYCLES**

Your bike will be equipped with: a men's or women's saddle, a quick release style seat post adjustment, rear rack and expandable pack, pump, patch kit, spare tube, cable lock, cyclometer, rear lights, a water bottle cage (or two) and a water bottle (or two) and a bell. If you would like to bring your own pedals and shoes we recommend doing so—your tour leaders will install them during the bike fitting. We have flat pedals with or without cages available. For safety and hygiene reasons we recommend you bring your own helmet.

Daily Routine (Procedures and Logistics)**DAYSHEETS**

Each day you'll receive a daysheet with information on the day's activities, meals and ride, which will be discussed during a briefing. The Daysheets also include Tour Leader phone numbers, hotel information and interesting historical and cultural information about sites that you may want to stop and see along the route. Your Tour Leaders will also post daily announcements in the hotel lobby with information about sightseeing in town or restaurant recommendations for dinners on your own as well as important information about breakfast, luggage down and "arrows down" time.

NAVIGATING ON TOUR

Daily we provide you with a highlighted route map. Of course, we also mark the route every day with our signature chalk dust arrows. Our arrows make navigating very easy—you may never need to look at the map! The arrows also allow you to ride at your own pace. There is no need to "keep up" with the group—this is your ride!

But what if it rains? What happens to the arrows? In a light rain, the arrows actually "set up" and become more permanent. In a heavy rain, they do wash away. If that happens, we'll re-group to cycle together for those who want to continue cycling while those who prefer to stay dry can shuttle.

For the tech-loving riders out there we offer the opportunity to download GPS tracks of most tour routes to your personal GPS device using RideWithGPS.com. Tracks available upon request three to four weeks prior to the departure.

VAN SUPPORT

Full van support including: luggage shuttle, water and snack resupply, mechanical assistance, and rides for tired cyclists!

HOTELS

We have carefully chosen all of our accommodations for their charm and location. They are typically small, family run hotels that offer you a glimpse into the local culture. We prefer hotels near interesting sites in the center of town located along the best cycling route in the area. Because many of the hotels are small not all of the rooms will be exactly the same. We keep this in mind and do our best to distribute rooms fairly by the end of the tour. Our itinerary lists our primary hotels. On rare occasions, listed hotels are subject to change.

MEALS AND RESTAURANTS

Breakfasts: we work hard to arrange complete breakfasts but some hotels still serve continental style breakfasts; cycling is energy intensive so we do recommend you plan for a morning or mid-morning snack on the road at a local café or market.

Water is OK in almost all hotels and in country fountains; if there is a problem, we will advise you.

We'll recommend lunch locations en route and most itineraries include a few group picnics. We limit the number of picnics so you don't feel pressured to be at a certain place in the middle of your ride.

Dinners together are often pre-planned and pre-ordered. We'll ask you if you have special dietary requirements. Pre-planned meals allow us to provide a variety of regional specialties and facilitate efficient service. Water, wine and beer are included.

TIPPING YOUR TOUR LEADER TEAM

If you feel your tour leader team has demonstrated great expertise and service, common practice within the travel industry is to tip. Tipping is voluntary and greatly appreciated, and gratuity amounts vary widely. Should you decide to leave a tip, as a guideline, we suggest 5% of the tour cost per traveler – this for the entire tour leader team, not each Tour Leader. If you'd like to show your gratitude for your Tour Leaders' excellent service you can give the tip to any member of the tour leader team, as they share it evenly. In order to avoid social tensions, we encourage you to tip as individuals and not as a group. If you feel your Tour Leaders did not quite meet your expectations, then we would like to know about it. You will also have the opportunity to leave your comments in our evaluation survey which we email to you after your trip.

PHOTOS

By reserving space on tour, you agree that ExperiencePlus! may use, re-use and reproduce any images, photos or videos sent to us, or taken by our guides or travelers free of charge and without your right to inspection. If you do not want us to use any images of you on tour, you must inform



CHECKLIST

TO DO ONCE YOU'VE BOOKED!

- Read through your Reservation Confirmation Email, it has important information to help you plan your trip!
- Check the date on your passport. The expiration date should extend three months past your date of return to your home country.
- Complete the Customer Information Form: <https://www.experienceplus.com/blog/travel-planning/customer-information-form/>
- We recommend you take out travel insurance. Find details at <https://www.experienceplus.com/blog/travel-planning/travel-insurance/>
- Download the bicycle training program: <https://www.experienceplus.com/blog/travel-planning/bicycle-tour-training/>
- Peruse our country-specific Travel Planning Pages: <https://www.experienceplus.com/blog/travel-planning/>

6 TO 3 MONTHS PRIOR TO TOUR START DATE

- Check the online itinerary of your trip and review the arrival and departure information under the "Travel Information" tab to see meeting place and time, if a reservation on a complimentary ExperiencePlus! Shuttle (if applicable) is required, and other important information to help you plan your arrival and departure.
- Reserve your flights after you know you have a confirmed tour departure. Please check with our office if you do not know if your trip is confirmed.
- Book your pre and post-tour hotel nights.
- 12 weeks before your tour begin your training program <https://www.experienceplus.com/blog/travel-planning/bicycle-tour-training/>.
- Final payment is due 90 days (120 days for Bike & Barge/Boat tours) prior to the tour start. Please refer to your Deposit Payment Invoice and the Final Payment Reminder e-mail you have received for detailed instructions.

6 TO 2 WEEKS PRIOR TO TOUR START DATE

- Start reading one of the books or watching one of the movies from our Reading and Movie List you'll find on the country-specific Travel Planning Pages: <https://www.experienceplus.com/blog/travel-planning/>.
- Plan what you are going to pack and start packing! Refer to the Packing Lists on our website at <https://www.experienceplus.com/blog/travel-planning/packing/>.
- We'll email your Hotel Itinerary, the Participant Roster, names and contact information of your Tour Leaders and other important departure information about 30 days prior to departure.

DAY OF YOUR FLIGHT

Get as much sleep on the plane as you can. Pack one day of cycling gear in your carry-on. See you soon!