

## Bicycle Tours in Slovenia: Cycling the Lakes of Austria and Slovenia Plus! Ljubljana

### OVERVIEW

This cycling tour has you border hopping through Austria, Slovenia and also features a quick jaunt to Italy for lunch. We'll experience the fascinating influences of Slavic, German and Italian cultures. Join us to relish alpine landscapes with a hint of the Mediterranean. We'll bicycle along idyllic alpine lakes in Austria's Carinthia region and northern Slovenia. Quiet roads and river paths lead us through picturesque villages, traditional farmhouses, imposing medieval castles and cozy hotels. We'll introduce you to several of Europe's most overlooked and pleasant cities, including Villach and Slovenia's capital Ljubljana, a true gem.

\*\*\*If this sounds great but you prefer a shorter tour - check out our [Cycling the Lakes of Austria and Slovenia](#) which features the first 8 days of this itinerary.\*\*\*

### HIGHLIGHTS

Tarvisio, Lake Faak, Orientation walk of Ljubljana, Kranj, Lake Ossiach, Drava river path , Klagenfurt, Villach, Lake Bled, Border hopping between Austria, Slovenia, Julian Alps, Triglav Mountain, Savica waterfall, Lake Worth

### TOUR FACTS

<b>Tour Style</b>	Classic: Learn more about our Classic tours at
<b>Includes</b>	11 days, 10 nights accommodation; meals as noted in itinerary
<b>Countries</b>	Austria, Slovenia
<b>Begin/End</b>	Klagenfurt, Austria / Ljubljana, Slovenia
<b>Arrive/Depart</b>	Klagenfurt Airport (KLU), Vienna International Airport (VIE), Munich Airport (MUC), Ljubljana Jože Pučnik Airport (LJU/LJLJ)
<b>Total Distance</b>	383 - 401 km (236 - 248 miles)
<b>Avg. Daily Distance</b>	48 - 50 km (29 - 31 miles) per riding day
<b>Tour Level</b>	▶▶▶▶▶
<b>Keep in Mind</b>	We work hard to maintain consistency across all of our tours, but some trips have unique differences. Here are some things to keep in mind about this tour. We use charming and modern hotels but A/C or fans may not always be available since they haven't been needed traditionally. Read more on the use of air conditioning in Europe here. We use a number of bike paths on this trip which means that the support van is less readily available.

**Please Note:** We may have small itinerary changes to this trip after you download this PDF document. If you have booked this trip and there are major changes, including changes to towns or activities, we'll email you directly. However, you should always be sure to refer to the [online itinerary](#) for the most up-to-date trip information including arrival and departure tips before you depart for your trip:

<https://www.experienceplus.com/guided-bike-tours/slovenia/bicycling-austria-and-slovenia-ljubljana>

## Bicycle Tours in Slovenia: Cycling the Lakes of Austria and Slovenia Plus! Ljubljana

### DATES & PRICES

Dates	Price	Single Supplement*
Jun 01, 2024	USD\$5350	USD\$650
Jun 22, 2024	USD\$5350	USD\$650
Sep 14, 2024	USD\$5350	USD\$650

\*We are happy to match solo travelers who would like to share a room with someone of the same gender. If no match exists, due to hotel pricing, we will charge 50% of the single supplement rate. This fee will be collected at the time of the final payment. If a roommate assignment is available this fee will be refunded at the conclusion of the tour.

### DAILY RIDE SUMMARY

Day	Distance/Gain	Terrain	Day Level	Notes
1	Test ride			
2	38km / 432m (24mi / 1417ft)	Rolling hills	▶▶▶▶▶	
3	42km / 345m (26mi / 1132ft)	Gentle	▶▶▶▶▶	
4	37km / 436m (23mi / 1430ft)	Rolling hills	▶▶▶▶▶	Today's ride is an optional loop ride
5	55km / 764m (34mi / 2506ft)	Rolling hills	▶▶▶▶▶	
6	Rest Day			
7	54km / 370m (34mi / 1214ft)	Gentle	▶▶▶▶▶	
8	12km / 208m (8mi / 682ft)	Rolling hills	▶▶▶▶▶	
9	52km / 727m (33mi / 2385ft)	Rolling hills	▶▶▶▶▶	
10	57km / 390m (36mi / 1279ft)	Gentle	▶▶▶▶▶	
11	Last Day			

## Bicycle Tours in Slovenia: Cycling the Lakes of Austria and Slovenia Plus! Ljubljana

### ARRIVAL INFO

**Meeting time 2 p.m. - on Day 1, meet your fellow cyclists and Tour Leaders at the Day 1 Hotel specified on the itinerary.**

**Note:** As you are planning, remember that the hotels listed in our itineraries are our primary hotels and are - in rare cases - subject to change. Before you make arrangements, [check with us](#) if your tour departure is guaranteed. If your tour departure is out further than 6 months, please also check with us as there might be slight changes to the itinerary.

We recommend flying into Klagenfurt Airport (KLU). You can also fly into Ljubljana (LJU) or Munich (MUC).

#### Flying into Klagenfurt:

- Taxi from the airport to the Day 1 Hotel (20 min/EUR 20)

#### Flying into Ljubljana:

- Private transfer (1 hour/EUR 200)

or Public transportation:

1. Taxi from the Ljubljana Airport to Ljubljana Central Station (35 min/EUR 30-45)
2. Train From Ljubljana to Klagenfurt Hbf (3-4 hours/Fares vary)
3. Taxi From the Klagenfurt Central Station to the Day 1 Hotel (10 min/EUR 10)

#### Flying into Munich:

- Munich central station has direct train connections to Klagenfurt central station (5 hours/fares vary)

For more travel planning tips, including our packing lists, visit our [Travel Planning Pages](#).

### DEPARTURE INFO

**Your trip ends on the final day after a walking tour back at the hotel around 12 noon. If you'd like to join this tour, book your outbound flight for the next day.**

The below information will help you plan your departure. For more tips or other routes, you might like [Rome2Rio](#).

We recommend flying out of Ljubljana (LJU). You can also fly out of Klagenfurt Airport (KLU).

#### Flying out of Ljubljana:

- Taxi from the ending hotel to the Ljubljana Airport (35 min/EUR 40-45)

## Bicycle Tours in Slovenia: Cycling the Lakes of Austria and Slovenia Plus! Ljubljana

### Meet in Klagenfurt on the shores of Lake Woerther

**Highlights** Gateway to Lake Woerther; beautiful city center; welcome dinner

Meet us today in Klagenfurt on the shores of Lake Woerther. Arrive in Klagenfurt a bit early to enjoy the hometown to Gustav Mahler and Robert Musil. Klagenfurt boasts one of Austria's prettiest old towns and was thrice awarded the prestigious Europa Nostra Diploma for its arcaded Renaissance courtyards which today accommodate modern boutiques, trendy bars, and rustic beer gardens.

### DAY 1: Sat, Jun 22nd

**Distance** 10 km (6 mi)

**Meals** Dinner

**Lodging**  Sandwirth Hotel

### Cycle to Lake Ossiach

**Highlights** Lake Ossiach, Feldkirchen, idyllic countryside.

Our ride today takes us through beautiful countryside along small lakes before arriving in the larger town of Feldkirchen with its quaint square where you'll be tempted to stop for a coffee. Continue on then to Lake Ossiach, nestled between the Gerlitz Mountain and the Ossiacher Tauern mountain range. It is the third largest lake in this region and unique in that the lake's water temperatures reach up to 28C (82F) in summer. A perfect place for a swim after a day on the bike!

### DAY 2: Sun, Jun 23rd

**Distance** 38 km (24 mi)

**Gain** 432 m (1417 ft)

**Terrain** Rolling hills

**Level** 

**Meals** Breakfast

**Lodging**  Hotel Zur Post

### Lake Ossiach to Lake Faak or Villach

**Highlights** Lake Ossiach, Villach, Drava River bike path, Lake Faak

Catching up with the Drava river path, we'll head to the center of Villach, a modern and flourishing city with an ancient history as a crossroads between Austria, Slovenia and Italy. For our September 2023 tour, we will call this our home for the next two nights. We will be staying at a charming boutique hotel overlooking the river, and a stone's throw from the ancient center.

### DAY 3: Mon, Jun 24th

**Distance** 42 km (26 mi)

**Gain** 345 m (1132 ft)

**Terrain** Gentle

**Level** 

**Meals** Breakfast, Dinner

**Lodging**  Hotel Goldenes Lamm



**Bicycle Tours in Slovenia: Cycling the Lakes of Austria and Slovenia Plus! Ljubljana**

**Loop to Velden**

**Highlights** Drava river bike path, Velden Castle, Lake Woerther riviera

Today you'll take a loop ride to Lake Woerther, where you can try your luck in Velden, dubbed Austria's Monte Carlo, and gamble at the lakeside casino. We'll head back to our hotel and enjoy dinner together on our last evening in Austria.

**DAY 4: Tue, Jun 25th**

**Distance** 37 km (23 mi)  
**Gain** 436 m (1430 ft)  
**Terrain** Rolling hills  
**Level**   
**Meals** Breakfast  
**Lodging**  Hotel Goldenes Lamm

**Bicycle across three borders in one day: Austria, Italy and**

**Slovenia**

**Highlights** Forest roads, mountain surroundings, Tarvisio, forest of Tarvisio

Enjoy the perfectly manicured landscape of southern Austria's Carinthia region before you cross the border into Italy, where a Rails to Trail bike path leads you to the border and market town of Tarvisio. We'll continue through the Tarvisio forest and cross the border into Slovenia on a dedicated bike path built on a former rail line. Your destination today is the peaceful alpine town of Kranjska Gora, crowned by the Julian Alps, where mountain culture comes with a Slavic flavor.

**DAY 5: Wed, Jun 26th**


**Distance** 55 km (34 mi)  
**Gain** 764 m (2506 ft)  
**Terrain** Rolling hills  
**Level**   
**Meals** Breakfast, Dinner  
**Lodging**  Best Western Hotel Kranjska Gora


**Relax in the Julian Alps**

**Highlights** Ski jumps, Italian lakes, stunning high mountain scenery, charming hamlets

Today is a rest day. And you can choose to hang out in Kranjska Gora or ask your Tour Leaders to recommend a hike, taking in the characteristic Slovenian hayracks, now preserved as part of the national heritage. If you want to get on the bike there is an optional ride that will take you back into Italy to the stunning alpine lake - Laghi di Fusine. On the way back the route takes you by one of the biggest ski jumps in the world near Planica, where the ski-flying world championships take place every year. You can simulate the ski jump attached to a zip line if you are feeling extra adventurous.

**DAY 6: Thu, Jun 27th**

**Meals** Breakfast  
**Lodging**  Best Western Hotel Kranjska Gora



**Bicycle Tours in Slovenia: Cycling the Lakes of Austria and Slovenia Plus! Ljubljana**

**Lake Bled**

**Highlights** Tito's summer residence, Otok Island, Bled Castle, wine tasting

An easy ride takes us along the Sava Dolinka Valley to the old town of Radovljica, a peaceful, medieval haven. We'll continue to Lake Bled, Slovenia's leading mountain resort. Our hotel offers postcard views of the lake and handy access to the path around the lake. You can hike up to the castle, take a typical pletna boat to the island, or just go for a refreshing swim in the lake. Our sommelier will lead us through a delicious tasting of Slovenian wines before dinner tonight.

**DAY 7: Fri, Jun 28th**

**Distance** 54 km (34 mi)

**Gain** 370 m (1214 ft)

**Terrain** Gentle

**Level** 

**Meals** Breakfast, Dinner

**Lodging**  Bled Rose Hotel

**Loop ride to Vintgar Gorge**

**Highlights** Walking the pristine Vintgar Gorge, Sum Waterfall, relaxing afternoon in Bled

After a short ride this morning, we'll hike the Vintgar Gorge together. It's an easy walk where you can connect with unspoiled nature and spectacular views. The mile-long gorge is a high point of the tour, and culminates with the Sum waterfall. We're back to Lake Bled in time for lunch and a free afternoon to visit the castle, explore Bled's island, or enjoy more riding. The hike is approximately 3 kms (1.8 miles) long.

**DAY 8: Sat, Jun 29th**

**Distance** 12 km (8 mi)

**Gain** 208 m (682 ft)

**Terrain** Rolling hills

**Level** 

**Meals** Breakfast

**Lodging**  Bled Rose Hotel

**Bicycle to Adergas**

**Highlights** The metal working town of Kropa, the historical center of Kranj

We'll ride toward the town of Kranj today, stopping first to visit Kropa, a very important metal working town, and a hub of worker immigration and trade through the ages. After our visit of an old iron workshop we'll continue riding to the historic city of Kranj. We recommend visiting the city center, which is filled with monuments, galleries, and museums, including a network of tunnels built during WWII. The Kokra river has formed a 30 meter (over 100 feet) gorge which you can view from town. We'll end our ride today in the tiny village of Adergas, just outside Kranj.

**DAY 9: Sun, Jun 30th**

**Distance** 52 km (33 mi)

**Gain** 727 m (2385 ft)

**Terrain** Rolling hills

**Level** 

**Meals** Breakfast, Dinner

**Lodging**  Domacija Vodnik



**Bicycle Tours in Slovenia: Cycling the Lakes of Austria and Slovenia Plus! Ljubljana****Ride to Ljubljana, Slovenia's capital**

**Highlights** Kamnik Village, architectural gems, sidewalk cafés and boutiques

We leave Kranj to ride countryside roads till the ancient village of Kamnik. Enjoy Kamnik before our final ride takes us to Slovenia's dazzling capital, Ljubljana. Ljubljana is a charming city full of artists, museums, and galleries. With a population of 300,000, it is one of the smallest capital cities in Europe, making it easy to explore while strolling around its old town. Enjoy people watching from a riverside café before our final celebratory dinner together.

**DAY 10: Mon, Jul 1st**

**Distance** 57 km (36 mi)

**Gain** 390 m (1279 ft)

**Terrain** Gentle

**Level** 

**Meals** Breakfast, Dinner

**Lodging**  **Hotel Heritage**

**Bicycle tour ends in Ljubljana**

**Highlights** Guided walk of Ljubljana

Our tour ends after a fascinating guided walk of Ljubljana. We highly recommend that you take a few days to enjoy all that the city has to offer. Whatever you decide have a wonderful journey.

**DAY 11: Tue, Jul 2nd**

**Meals** Breakfast

**INCLUDED**

**WHAT'S INCLUDED**

When you book a tour with ExperiencePlus! our goal is to ensure your only focus each day is to hop on your bike and explore scenic cycling routes in new destinations. Inclusions may differ depending on which tour style you pick but all ExperiencePlus! tours include the three most important aspects of a guided bike tour.

- Superb tour leaders who are fun and multilingual, bi-cultural experts, and cycling enthusiasts. They will support you and help you navigate confidently on and off the road.
- High quality bikes selected for the terrain you are cycling on and correct bike fitting to ensure comfortable cycling. More details on our bikes page: <https://www.experienceplus.com/what-to-expect/our-bikes/>
- Thoughtfully designed itineraries and routes that take advantage of stunning cycling destinations and the freedom of bicycle travel.

**PRE-TRIP SUPPORT**

- Bicycle training programs designed specifically for your tour and fitness level.
- Planning tips on what to pack, hotel recommendations and other helpful details from our Travel Planning Pages: <https://www.experienceplus.com/blog/travel-planning/>
- A gift of your choice (cycling jerseys, socks, or a t-shirt) as our way of saying thanks for choosing ExperiencePlus!
- \*Traveler services including assistance booking extra nights at the tour starting and ending hotels. (\*Not included on Explorer Tours.)
- See "What's Included" for tour-specific inclusions and be sure to check the "Keep in mind" section under "Tour Summary" online.

**BICYCLES**

For a full list of what's included with your bike see our bikes page (<https://www.experienceplus.com/what-to-expect/our-bikes/>) . If you would like to bring your own pedals and shoes we recommend doing so. On Explorer tours we include a GPS device on all bikes. We ask that you bring your own helmet to ensure the best fit. Please ask if you would like us to provide you with a gently used helmet and we will do so.

**NAVIGATING, DAYSHEETS AND VAN SUPPORT:**

Each day you'll receive a daily briefing with a highlighted route map. About 14 days prior to your tour, we will provide you with access to RideWithGPS Experiences, our platform

to distribute information on each tour day's activities, meals and ride, as well as GPS-routes.

Daily information also includes Tour Leader phone numbers, hotel information and interesting historical and cultural information. On Classic, Bike and Boat and Expedition tours we also navigate using our signature chalk dust arrows. Our arrows make navigating very easy—you may never need to look at the map. On Explorer tours the terrain and destinations are not always conducive to using chalk arrows so we'll ride as a group or you can navigate on your own with the GPS tracks. On tour you will have a support van providing water and snack resupply, mechanical assistance, a lift for tired cyclists, and luggage transfers. On some itineraries the van will not be able to follow sections of the route that stray from the road for example onto cycling paths.

On tour you will have a support van providing water and snack resupply, mechanical assistance, a lift for tired cyclists, and luggage transfers. On some itineraries the van will not be able to follow sections of the route that stray from the road for example onto cycling paths.

**Need More Miles?** On many days it is possible to add miles to the day, just talk to your tour leader about your options.

**Need Fewer Miles?** If you aren't sure about your abilities or how much you want to ride remember the support van is available to offer snacks, encouragement, a lift over the next hill, or to the next hotel. You are on vacation and we're here to help make it perfect for you.

**TIPPING YOUR TOUR LEADER TEAM:**

If you feel your tour leader team has demonstrated great expertise and service, common practice within the travel industry is to tip. Tipping is voluntary and greatly appreciated, and gratuity amounts vary widely. Should you decide to leave a tip, as a guideline, we suggest 5% of the tour cost per traveler – this is for the entire tour leader team, not each tour leader. You can give the tip to any member of the tour leader team, as they share it evenly. In order to avoid social tensions, we encourage you to tip as individuals and not as a group. If you feel your tour leaders did not quite meet your expectations, please let us know. \*Tips are included in Expedition pricing.

**PHOTOS:**

By reserving space on tour, you agree that ExperiencePlus! may use, re-use and reproduce any images, photos or videos sent to us, or taken by our guides or travelers free of charge and without your right to inspection. If you do not want us to use any images of you on tour, you must inform your tour leader in writing at the start of the tour.



**STYLES****OUR TOUR STYLES**

We realize that one size does not fit all and there are as many ways to travel by bike as there are different types of cyclists and travelers. No matter what you are looking for in a cycling vacation, we have a tour with just the right pace for you.

**Classic Tours:** Dream of traveling through a region by bike? then our Classic style bike tours are for you! Our unique chalk arrows lead the way as you explore small villages and world-class cities while traveling at your own pace.

- Tour Length: 7-15 days
- Hotels: 3-4 stars, most itineraries include at least one two-night stay at the same hotel.
- Road Type: Pavement, bike paths.
- Multi-night Stays: Occasionally
- Navigation: Chalk Arrows
- Price: \$\$\$
- Tour Levels: 1-4.5

**Explorer Tours:** Travel further off the beaten path - we let the destination dictate where we ride, not the road surface.

- Tour Length: 7-8 days
- Hotels: 2-3 stars, occasional multi-night stays at the same hotel.
- Road Type: 30-50% gravel or hard-packed dirt, the rest pavement.
- Multi-night Stays: Occasionally
- Navigation: Group riding and GPS
- Price: \$\$
- Tour Levels: 1-4

**Bike and Boat Tours:** Spend days cycling and your evenings relaxing on a private boat as you cruise to your next port.

- Tour Length: 7-8 days, some itineraries have land-based extensions available.
- Barge/Boat: 3-4 star, same cabin for the entire boat trip.
- Road Type: Pavement
- Navigation: Chalk Arrows
- Price: \$\$\$
- Tour Levels: 1-4

**Expedition Tours:** Multi-week tours where you spend long days on the bike with the added satisfaction of pedaling across multiple countries.

- Tour Length: 15-40 days
- Hotels: 2-4 stars, typically there is a 2-night hotel stay every 5-7 days.
- Road Type: Pavement with occasional hard-packed dirt or gravel.
- Multi-night Stays: On rest days
- Navigation: Chalk Arrows
- Price: \$\$\$
- Tour Levels: 4-5

**LEVELS**

We know that travelers have different cycling abilities and preferences for the number of miles, elevation gain, and type of terrain they want on a bicycle tour. We have rated each day of our tours on a scale of 1-5. Our Tour Level's are an average of the day rating on tour. We recommend looking at the daily summary on the PDF and Website Itinerary to see details about each day's ride.

**LEVEL 1 - 1.5**

Level 1 - 1.5 days will be mostly flat and the distance will rarely exceed 50 km. Level 1 - 1.5 tours are suitable for beginner cyclists, those traveling by bicycle for the first time, or multi-generational groups with a desire for a nice and easy bike tour with plenty of opportunities to stop and enjoy the scenery.

- **Average daily mileage:** 20 - 50 km. (12-30 miles) Be sure to check the day by day itinerary description for the tour you are considering for specific mileages.
- **Gain:** 0-400 M (0-1200 ft)
- **Terrain:** Mostly flat with occasional gentle climbs at a grade of less than 3%, that are sustained for a maximum of 3km. There might be a steeper but short climb.

**LEVEL 2 - 2.5**

Level 2 - 2.5 days are ideal for riders newer to bicycle touring looking for a bit of a challenge.

- **Average daily mileage:** 30-60 km (18 - 38 miles). Be sure to check the day by day itinerary description for the tour you are considering for specific mileages.
- **Gain:** 400 - 600 m (1200 - 2000 ft)
- **Terrain:** Mostly rolling terrain around 3%. Presents multiple 3% to 4% climbs. May present an occasional steeper climb.

**LEVEL 3 - 3.5**

Level 3 - 3.5 days are great for active individuals (who run, bike, swim etc. on a regular basis).

- **Average daily mileage:** 50-70km (30-45 miles). Be sure to check the day by day itinerary description for the tour you are considering for specific mileages.
- **Gain:** 600 - 900m (2000 - 2800 ft)
- **Terrain:** Multiple Climbs with grades of 4 - 6%.

**LEVEL 4 - 4.5**

Level 4 - 4.5 days are the best riding days for avid cyclists or very active individuals who are excited to challenge themselves on a bike.

- **Average daily mileage:** 70-90km (45-55 miles) Be sure to check the day by day itinerary description for the tour you are considering for specific mileages.
- **Gain:** 900-1000m (2800-3600 ft)
- **Terrain:** Presents multiple steep climbs (6% to 8% grades), 1 to 3km long. Alternatively, 4 – 6% grades for 6 kilometers or more.

**LEVEL 5 (EXPEDITION)**

Our Expedition tours designed for strong riders looking for the challenge of riding across countries or continents. Long daily mileages mean limited van support so we recommend these tours for riders who feel confident that they can ride every mile.

- **Average daily mileage:** 120 km (75 miles). Be sure to check the day by day itinerary description for the tour you are considering for specific mileages.
- **Gain:** 500-2000 m (1600- 6500 ft)
- **Terrain:** Expect and be prepared for any and everything.

**REMEMBER**

A tour level is the average of the days so we recommend you look at the day level on each day of the itinerary to help you better understand what to expect from your tour.

## CHECKLIST

### TO DO ONCE YOU'VE BOOKED!

- Read through your Reservation Confirmation (link sent to you by e-mail), it has important information to help you plan your trip!
- Check the date on your passport. The expiration date should extend three months past your date of return to your home country.
- Complete the Customer Information Form: <https://www.experienceplus.com/blog/travel-planning/customer-information-form/>
- We recommend you take out travel insurance. Find details at <https://www.experienceplus.com/blog/travel-planning/travel-insurance/>
- Choose a bicycle training program: <https://www.experienceplus.com/blog/travel-planning/bicycle-tour-training/>
- Peruse our country-specific Travel Planning Pages: <https://www.experienceplus.com/blog/travel-planning/>

### 6 TO 3 MONTHS PRIOR TO TOUR START DATE

- Review the arrival and departure information under the "Travel Information" tab to see meeting place and time, if a reservation on a complimentary ExperiencePlus! Shuttle (if applicable) is required, and other important information to help you plan your arrival and departure.
- Reserve your flights after you know you have a confirmed tour departure. Please check with our office if you do not know if your trip is confirmed.
- Book your pre and post-tour hotel nights.
- Begin your chosen training program
- Final payment is due 90 days (120 days for Bike & Barge/Boat tours) prior to the tour start. Please refer to your Deposit Payment Invoice and the Final Payment Reminder e-mail you have received for detailed instructions.

### 6 TO 2 WEEKS PRIOR TO TOUR START DATE

- Start reading one of the books or watching one of the movies from our Reading and Movie Lists: <https://www.experienceplus.com/blog/travel-planning/>.
- Plan what you are going to pack and start packing! Refer to the Packing Lists on our website at <https://www.experienceplus.com/blog/travel-planning/packing/>
- We'll email you your access code to Digital Daysheets, Hotel Itinerary, Participant Roster, names and contact information of your Tour Leaders, emergency phone numbers, and other important departure information about 2 weeks prior to your tour start date. All this will be provided to you via a feature called Experiences via the RideWithGPS App (tracks available but not necessary for navigation on Classic, Expedition and Bike & Boat tours).

### DAY OF YOUR FLIGHT

Get as much sleep on the plane as you can. Pack one day of cycling gear in your carry-on just in case. See you soon!