

Bicycle Tours in Germany: Bicycling Secret Bavaria

OVERVIEW

We'll bicycle along Germany's famous Romantic Road which stretches from central Germany to the Austrian Alps. This route provides a link back in time, extending from the Roman occupation of Transalpine Gaul into the medieval & Renaissance periods. Today some of the best-preserved towns and villages from the 15th through the 18th century are strung out like pearls throughout Bavaria. You'll bicycle through the fairy tale landscape of the brothers Grimm and gain a better understanding of this historic part of central Europe.

If this sounds great, but you prefer a longer tour, join us on our 11-day [Bicycling Secret Bavaria Plus! the Austrian Alps](#) tour.

HIGHLIGHTS

Bad Mergentheim, Augsburg, Würzburg, Rothenburg on the Tauber, Dinkelsbühl, Landsberg

TOUR FACTS

Tour Style	■ Classic: Learn more about our Classic tours at https://www.experienceplus.com/choosing-the-best-tour/styles/classic
Includes	8 days, 7 nights accommodation; meals as noted in itinerary; wine and beer tasting
Countries	Germany
Begin/End	Würzburg / Augsburg
Arrive/Depart	Frankfurt am Main Airport (FRA) / Munich Airport (MUC)
Total Distance	359 km (222 miles)
Avg. Daily Distance	58 km (36 miles) per riding day
Tour Level	➡➡➡➡
Keep in Mind	<p>We work hard to maintain consistency across all of our tours, but some trips have unique differences. Here are some things to keep in mind about this tour.</p> <p>Some small sections of dirt paths but easily rideable on any style of bike. We use charming and modern hotels but A/C or fans may not always be available since they haven't been needed traditionally. Read more on the use of air conditioning in Europe here. We use charming and modern hotels but A/C or fans may not always be available since they haven't been needed traditionally.</p> <p>Separated twin beds are rare in many places; instead there will be two mattresses together that sit on the same base.</p>

Please Note: We may have small itinerary changes to this trip after you download this PDF document. If you have booked this trip and there are major changes, including changes to towns or activities, we'll email you directly. However, you should always be sure to refer to the ■ [online itinerary](#) for the most up-to-date trip information including arrival and departure tips before you depart for your trip:

<https://www.experienceplus.com/bike-tours/germany/bavarias-back-roads>

Bicycle Tours in Germany: **Bicycling Secret Bavaria**

DATES & PRICES

DAILY RIDE SUMMARY

Day	Distance/Gain	Terrain	Day Level	Notes
1	Test ride			
2	58km / 499m (36mi / 1637ft)	Rolling hills	▶▶▶▶▶	
3	50km / 557m (31mi / 1827ft)	Gentle	▶▶▶▶▶	
4	68km / 733m (43mi / 2404ft)	Rolling hills	▶▶▶▶▶	
5	45km / 433m (28mi / 1420ft)	Rolling hills	▶▶▶▶▶	
6	73km / 552m (46mi / 1811ft)	Gentle	▶▶▶▶▶	
7	67km / 443m (42mi / 1453ft)	Gentle	▶▶▶▶▶	
8	Last Day			

Bicycle Tours in Germany: **Bicycling Secret Bavaria**

ARRIVAL INFO

Meeting time 2:30 p.m. - on Day 1, meet your fellow cyclists and Tour Leaders at the Day 1 Hotel specified on the itinerary.

Note:

As you are planning, remember that the hotels listed in our itineraries are our primary hotels and are - in rare cases - subject to change. Before you make arrangements, [check with us](#) if your tour departure is guaranteed. If your tour departure is out further than 6 months, please also check with us as there might be slight changes to the itinerary.

The below information will help you plan your arrival. For more tips or other routes, you might like [Rome2Rio](#). The fare and timing information listed below is approximate.

We recommend flying into the Frankfurt Airport (FRA).

Arrive at Frankfurt Airport and proceed to Day 1 Hotel

1. The station for long distance trains is in walking distance to Terminal 1. If you arrive at Terminal 2, you can take the SkyLine or a shuttle bus to move between terminals. Click [here](#) for more information.
2. Train from "Frankfurt (Main) Flughafen Fernbahnhof"* station to Würzburg Hbf (1.5 hours/fares vary)
3. Taxi from the Würzburg train station to the Day 1 Hotel (5 min/EUR 10). Or walk from the train station to Day 1 hotel [click here for map](#)

*The "Main" is part of the city's name and refers to the river Main. It does not denote the main train station. You may also see it written this way: "Frankfurt am Main Flughafen Fernbf"

Look up German train schedules at [Bahn.de](#) or [Trainline.eu](#). Questions? See our information on taking trains in Europe [here](#) or [ask us](#).

DEPARTURE INFO

The tour ends on the final day after breakfast.


The below information will help you plan your departure. For more tips or other routes, you might like [Rome2Rio](#).

We recommend flying out of the Munich International Airport (MUC)

From the tour end to the Munich Airport

1. Taxi from the Ending Hotel to the Augsburg train Station (7 min/EUR 10)
2. From Augsburg Augsburg Hbf to München Flughafen Terminal. 1 change at Munich central station to the commuter train S1 or S8, no pre-booking needed (1 hour 40 min/Fares vary)

Or direct door to door transfer with [Schoenberger Transfers](#) (fares vary by selected service, around EUR 90 for a private transfer)



Bicycle Tours in Germany: Bicycling Secret Bavaria

Arrive in Würzburg

Highlights Bicycle fitting, Test ride, Würzburg baroque architecture

We gather today in Würzburg, a historic medieval center (dating back as early as the 7th century) that sits on the banks of the Main River. Come a day early to explore the exquisite Baroque palace, churches and gardens dating to the 18th century. After fitting bikes this afternoon we'll gather for introductions and dinner together.

DAY 1: Sun, Jul 30th

Meals Dinner

Lodging  **Hotel Walfisch**

Bicycle from Würzburg to Bad Mergentheim

Highlights Hill rides and castles

Our ride today takes us through the hills of central Germany to the medieval town of Mergentheim. In the early 20th century the name was changed to Bad Mergentheim in honor of the discovery, a century before, of natural mineral springs in the area. Today the village is dominated by the castle complex on the edge of the historic town. Take time this afternoon to explore this wonderfully preserved medieval town. Our hotel tonight has one of the best restaurants in the city so be sure to save your appetite for dinner.

DAY 2: Mon, Jul 31st

Distance 58 km (36 mi)

Gain 499 m (1637 ft)

Terrain Rolling hills

Level 

Meals Breakfast, Dinner

Lodging  **Hotel Bundschu**

Ride from Bad Mergentheim to Rothenburg ob der Tauber

Highlights Rothenburg, wine tasting

Today we continue through the rolling hills of central Germany to the medieval village of Rothenburg. Perched high above the meanders of the Tauber River, Rothenburg looks perfectly preserved but the town center surrounded by its 14th and 15th century walls was rebuilt after WWII. This afternoon we will visit a special cellar with a beautiful collection of rare varietals. After which we'll continue our wine education and meet one of the last vintners in Rothenburg, who just so happens to own our hotel.

DAY 3: Tue, Aug 1st

Distance 50 km (31 mi)


Gain 557 m (1827 ft)

Terrain Gentle

Level 

Meals Breakfast, Dinner

Lodging  **Hotel Glocke**



Bicycle Tours in Germany: **Bicycling Secret Bavaria**

Rest Day or Optional loop ride

Highlights Rothenburg's market and architecture

Take your time to enjoy this fabulous medieval city and the views it offers of the Tauber valley. For those who want some cycling we have a relaxing ride towards Bad Windsheim, another opportunity to explore Bavaria's picturesque countryside. We'll suggest a fascinating open-air museum which will transport you to the last 700 years of Franconian life. After the ride, there is still plenty of time to enjoy the market center and the streets lined with Gothic and half-timber houses, and take a tour on the walls of the city, or explore them on your own.

DAY 4: Wed, Aug 2nd

Distance 68 km (43 mi)

Gain 733 m (2404 ft)

Terrain Rolling hills

Level >>>>>

Meals Breakfast

Lodging  **Hotel Glocke**

Pedal from Rothenburg to Dinkelsbühl

Highlights Medieval towns of Feuchtwangen and Dinkelsbühl

We ride over undulating farmlands from one fairy tale village to another today. In contrast to Rothenburg on the Tauber, Dinkelsbühl is indeed nearly perfectly preserved from the middle ages. As early as the 11th century, the town was a major center at the intersection of two medieval trade routes. Tonight is another opportunity to enjoy the rewards of a good handcrafted German kitchen at our top rated hotel restaurant.

DAY 5: Thu, Aug 3rd

Distance 45 km (28 mi)

Gain 433 m (1420 ft)

Terrain Rolling hills

Level >>>>>

Meals Breakfast, Dinner

Lodging  **Hotel Deutsches Haus**

Bicycle from Dinkelsbühl to Donauwörth

Highlights Ries Basin meteor impact crater, medieval town of Donauwörth, Danube River

The landscape changes today as we pedal across the 12-17 mile wide, nearly circular Ries Basin. Unlike most of the areas we bike, which are a mixture of forests and farmlands, the geology of this area doesn't allow rich forest lands. We are back in the "typical" landscape of Bavaria as we approach historic Donauwörth on the banks of the Danube, western Europe's longest river.

DAY 6: Fri, Aug 4th

Distance 73 km (46 mi)


Gain 552 m (1811 ft)

Terrain Gentle

Level >>>>>

Meals Breakfast

Lodging  **Hotel zur Promenade**



Bicycle Tours in Germany: Bicycling Secret Bavaria

Ride from Donauwörth to Augsburg

Highlights Lech River, the Cassian Way, Augsburg, brewery visit

Our ride today takes us up the Lech River valley to Augsburg, which was founded by the Roman emperor Augustus in 15 BC. As you might expect, there is plenty to see here this afternoon. We will visit the award-winning Riegele Brauerei brewery and taste some of their modern beers before a traditional Bavarian dinner.

DAY 7: Sat, Aug 5th

Distance 67 km (42 mi)

Gain 443 m (1453 ft)

Terrain Gentle

Level 

Meals Breakfast, Dinner

Lodging  Hotel Dom

Tour ends today

Highlights Landsberg, the "Bavarian Gate"

Your tour ends this morning after breakfast. Munich is less than an hour away by train and Frankfurt is just over 3 hours away. Gute Reise!

DAY 8: Sun, Aug 6th

Meals Breakfast

INCLUDED

WHAT'S INCLUDED

When you book a tour with ExperiencePlus! our goal is to ensure your only focus each day is to hop on your bike and explore scenic cycling routes in new destinations. Inclusions may differ depending on which tour style you pick but all ExperiencePlus! tours include what we believe are the most important aspects of a bike tour.

- On all our guided tours, you can expect superb tour leaders who are fun and multilingual, bi-cultural experts, and cycling enthusiasts. They will support you and help you navigate confidently on and off the road.
- High quality bikes selected for the terrain you are cycling on and correct bike fitting to ensure comfortable cycling.
- Thoughtfully designed itineraries and routes that take advantage of stunning cycling destinations and the freedom of bicycle travel. Plus, all the logistics are taken care of.

PRE-TRIP SUPPORT

- Bicycle training programs designed specifically for your tour and fitness level.
- Planning tips on what to pack, hotel recommendations and other helpful details from our Travel Planning Pages: <https://www.experienceplus.com/travel-planning/>
- A gift of your choice (cycling jerseys, socks, or a t-shirt) as our way of saying thanks for choosing EP!
- *Traveler services including assistance booking extra nights at the tour starting and ending hotels. (*Explorer and Self-guided tour styles excluded)
- See "What's Included" for tour-specific inclusions and be sure to check the "Keep in mind" section under "Tour Summary" online.

BICYCLES

For a full list of what's included with your bike see: <https://www.experienceplus.com/what-to-expect/our-bikes/>. If you would like to bring your own pedals and shoes we recommend doing so. On Explorer and Self-guided tours we include a GPS device on all bikes.

NAVIGATING, DAYSHEETS AND VAN SUPPORT:

On a guided tour, each day you'll receive a daily briefing with a highlighted route map. On a self-guided tour you'll receive a comprehensive orientation and bike fit on the first or second morning of your trip. About 14 days prior to your tour, we will provide you with access to

RideWithGPS Experiences, our platform to distribute information on each tour day's activities, meals and ride, as well as GPS-routes.

Daily information on the RWGPS Experience includes important phone numbers, hotel information and interesting historical and cultural information. On Classic, Bike and Boat and Expedition tours we also navigate using our signature chalk dust arrows. Our arrows make navigating very easy—you may never need to look at the map. On Explorer tours the terrain and destinations are not always conducive to using chalk arrows so we'll ride as a group or you can navigate on your own with the GPS tracks.

On a guided tour you will have a support van providing water and snack resupply, mechanical assistance, a lift for tired cyclists, and luggage transfers. On some itineraries the van will not be able to follow sections of the route that stray from the road for example onto cycling paths. On a self-guided tour you will have luggage transfers that will transport your bags from one hotel to the other.

Need More Miles? On many days it is possible to add miles to the day, just talk to your tour leader about your options or ask when you are planning your self-guided trip.

Need Fewer Miles? On a guided tour, the support van is available to offer snacks, encouragement, a lift over the next hill, or to the next hotel. On a self-guided tour we recommend you review the tour level to make sure you can ride the full distance.

ON A GUIDED TOUR: TIPPING YOUR TOUR LEADERS

If you feel your tour leader team has demonstrated great expertise and service, common practice within the travel industry is to tip. Tipping is voluntary and greatly appreciated, and gratuity amounts vary widely. Should you decide to leave a tip, as a guideline, we suggest 5-8% of the tour cost per traveler — this is for the entire tour leader team, not each tour leader. You can give the tip to any member of the tour leader team, as they share it evenly. In order to avoid social tensions, we encourage you to tip as individuals and not as a group. If you feel your tour leaders did not quite meet your expectations, please let us know.

*Tips are included in Expedition pricing and not expected on self-guided tours.

PHOTOS:

By reserving space on tour, you agree that ExperiencePlus! may use, re-use and reproduce any images, photos or videos sent to us, or that are taken by our guides or other travelers, in any medium, including but not limited to print, electronic media, or Internet, free of charge and without your right to inspection. If you do not want us to use any images of you, you must inform us or your tour leader in writing at the start of the tour.

STYLES

OUR TOUR STYLES

We realize that one size does not fit all and there are as many ways to travel by bike as there are different types of cyclists and travelers.

Classic Tours: Dream of traveling through a region by bike? Our unique chalk arrows lead the way as you explore small villages and world-class cities while traveling at your own pace.

- Tour Length: 7-15 days
- Hotels: 3-4 stars.
- Road Type: Pavement, bike paths.
- Multi-night Stays: Occasionally
- Navigation and support: 2-3 tour leaders, van support and chalk arrows
- Price: \$\$\$
- Tour Levels: 1-4.5

Explorer Tours: Travel further off the beaten path - we let the destination dictate where we ride, not the road surface.

- Tour Length: 7-8 days
- Hotels: 2-3 stars
- Road Type: 30-50% gravel or hard-packed dirt, the rest pavement.
- Multi-night Stays: Occasionally
- Navigation and support: 2 tour leaders, GPS and van support
- Price: \$\$
- Tour Levels: 1-4

Bike and Boat Tours: Spend days cycling and your evenings relaxing on a private boat as you cruise to your next port.

- Tour Length: 7-8 days, some itineraries have land-based extensions available.
- Barge/Boat: 3-4 star, same cabin for the entire boat trip except for land extension.
- Road Type: Pavement
- Navigation and support: 2 tour leaders, van Support and chalk arrows
- Price: \$\$\$
- Tour Levels: 1-4

Expedition Tours: Multi-week tours where you spend long days on the bike with the added satisfaction of pedaling across multiple countries.

- Tour Length: 15-40 days
- Hotels: 2-4 stars
- Road Type: Pavement with occasional hard-packed dirt or gravel.
- Multi-night Stays: On rest days
- Navigation and support: 2-3 tour leaders, van Support and chalk arrows
- Price: \$\$\$
- Tour Levels: 4-5

Self-guided Tours: perfect for those who have an independent spirit, want the flexibility to choose their own dates, and don't need van support or tour leaders during their trip. Every departure is a private tour!

- Tour Length: 6-8-days
- Hotels: 3-4 stars
- Road Type: Pavement with occasional hard-packed dirt or gravel on bike paths.
- Multi-night Stays: Occasionally
- Navigation and support: GPS routes and luggage transfers
- Price: \$
- Tour Levels: 1-4

LEVELS

We know that travelers have different cycling abilities and preferences for the number of miles, elevation gain, and type of terrain they want on a bicycle tour. We have rated each day of our tours on a scale of 1-5. Our Tour Level's are an average of the day rating on tour. We recommend looking at the daily summary on the PDF and Website Itinerary to see details about each day's ride.

LEVEL 1 - 1.5

Level 1 - 1.5 days will be mostly flat and the distance will rarely exceed 50 km. Level 1 - 1.5 tours are suitable for beginner cyclists, those traveling by bicycle for the first time, or multi-generational groups with a desire for a nice and easy bike tour with plenty of opportunities to stop and enjoy the scenery.

- **Average daily mileage:** 20 - 50 km. (12-30 miles) Be sure to check the day by day itinerary description for the tour you are considering for specific mileages.
- **Gain:** 0-400 M (0-1200 ft)
- **Terrain:** Mostly flat with occasional gentle climbs at a grade of less than 3%, that are sustained for a maximum of 3km. There might be a steeper but short climb.

LEVEL 2 - 2.5

Level 2 - 2.5 days are ideal for riders newer to bicycle touring looking for a bit of a challenge.

- **Average daily mileage:** 30-60 km (18 - 38 miles). Be sure to check the day by day itinerary description for the tour you are considering for specific mileages.
- **Gain:** 400 - 600 m (1200 - 2000 ft)
- **Terrain:** Mostly rolling terrain around 3%. Presents multiple 3% to 4% climbs. May present an occasional steeper climb.

LEVEL 3 - 3.5

Level 3 - 3.5 days are great for active individuals (who run, bike, swim etc. on a regular basis).

- **Average daily mileage:** 50-70km (30-45 miles). Be sure to check the day by day itinerary description for the tour you are considering for specific mileages.
- **Gain:** 600 - 900m (2000 - 2800 ft)
- **Terrain:** Multiple Climbs with grades of 4 - 6%.

LEVEL 4 - 4.5

Level 4 - 4.5 days are the best riding days for avid cyclists or very active individuals who are excited to challenge themselves on a bike.

- **Average daily mileage:** 70-90km (45-55 miles) Be sure to check the day by day itinerary description for the tour you are considering for specific mileages.
- **Gain:** 900-1000m (2800-3600 ft)
- **Terrain:** Presents multiple steep climbs (6% to 8% grades), 1 to 3km long. Alternatively, 4 — 6% grades for 6 kilometers or more.

LEVEL 5 (EXPEDITION)

Our Expedition tours designed for strong riders looking for the challenge of riding across countries or continents. Long daily mileages mean limited van support so we recommend these tours for riders who feel confident that they can ride every mile.

- **Average daily mileage:** 120 km (75 miles). Be sure to check the day by day itinerary description for the tour you are considering for specific mileages.
- **Gain:** 500-2000 m (1600- 6500 ft)
- **Terrain:** Expect and be prepared for any and everything.

REMEMBER

A tour level is the average of the days so we recommend you look at the day level on each day of the itinerary to help you better understand what to expect from your tour.

CHECKLIST

TO DO ONCE YOU'VE BOOKED!

- ☐ Read through your Reservation Confirmation and After you Book Information (link sent to you by e-mail), it has important information to help you plan your trip!
- ☐ Check the date on your passport. The expiration date should extend three months past your date of return to your home country.
- ☐ Complete the Customer Information Form: <https://www.experienceplus.com/travel-planning/customer-information-form/>
- ☐ We recommend you take out travel insurance. Find details at <https://www.experienceplus.com/travel-planning/travel-insurance/>
- ☐ Choose a bicycle training program: <https://www.experienceplus.com/travel-planning/bicycle-tour-training/>
- ☐ Peruse our country-specific Travel Planning Pages: <https://www.experienceplus.com/travel-planning/>

6 TO 3 MONTHS PRIOR TO TOUR START DATE

- ☐ Refer to your Tour Packet/Itinerary to see step-by-step arrival and departure information for your tour, meeting place and time, if a reservation on a complimentary ExperiencePlus! Shuttle (if applicable) is required, along with other important information to help you plan your arrival and departure.
- ☐ Reserve your flights after you know you have a confirmed tour departure. Please check with our office if you do not know if your trip is confirmed.
- ☐ Book your pre and post-tour hotel nights.
- ☐ Begin your chosen training program
- ☐ Final payment is due 90 days (120 days for Bike & Barge/Boat tours) prior to the tour start. Please refer to your Invoice and the Final Payment Reminder e-mail which we send 10 days prior to the due date for detailed instructions.

6 TO 2 WEEKS PRIOR TO TOUR START DATE

- ☐ Start reading one of the books or watching one of the movies from our Reading and Movie Lists: <https://www.experienceplus.com/travel-planning/>.
- ☐ Plan what you are going to pack and start packing! Refer to the Packing Lists for suggestions, and see luggage limits at <https://www.experienceplus.com/travel-planning/packing/>.
- ☐ We'll email you your access code to Digital Daysheets, Hotel Itinerary, Participant Roster, names and contact information of your Tour Leaders, emergency phone numbers, and other important departure information about 2 weeks prior to your tour start date. All this will be provided to you via a feature called Experiences via the RideWithGPS App (tracks available but not necessary for navigation on Classic, Expedition and Bike & Boat tours).

DAY OF YOUR FLIGHT

Get as much sleep on the plane as you can. Pack one day of cycling gear in your carry-on just in case. See you soon!